

# 2022-2023 ODU MONARCH BASKETBALL

## Table of Contents

Quick Facts.....	1
Administration .....	2-4
Chartway Arena .....	5-8
Mitchum Performance Center .....	9-10
Head Coach Jeff Jones.....	11-12
Assistant Coaches.....	13-16
Support Staff.....	17-19
Player Bios .....	22-51
2022-23 Roster .....	52
2022-23 Schedule .....	53
Sun Belt Conference .....	54-55
2021-22 Season Statistics.....	56-57
Monarch Memories.....	58
Retired Jerseys .....	59
NBA Monarchs.....	60-61
Opponents .....	62-65
Championship Teams .....	66-69
All-Conference Monarchs.....	70-71
Post-Season Results .....	72-77
All-American Monarchs .....	78-79
Individual Records.....	80
Team Records.....	81
vs. Ranked Teams .....	82
Year-by-Year Leaders .....	83-85
Coaches & Captains.....	86-87
All-Time Scorers.....	88
Monarchs in Overtime.....	89
The Leaderboards.....	90-91
100 Point Games.....	92
Team Averages.....	93
Home Court Advantage.....	94
All-Time Starters .....	95
Lettermen .....	96
Year-by-Year Results .....	97-104
ODU vs. Opponents.....	105-109

## Quick Facts

### GENERAL INFORMATION

**LOCATION:** Norfolk, VA 23529  
**NICKNAME:** Monarchs  
**FOUNDED:** 1930 (as the Norfolk Division of The College of William & Mary)  
**ENROLLMENT:** 24,176  
**SCHOOL COLORS:** Slate Blue (PMS 540), Silver (PMS 877) & Light Blue (PMS 283)  
**HOME COURT:** Chartway Arena (8,472)  
**SURFACE:** Wood  
**CONFERENCE:** Sun Belt  
**PRESIDENT:** Brian O. Hemphill, Ph.D. (St. Augustine's)  
**ATHLETIC DIRECTOR:** Dr. Wood Selig (Washington & Lee)  
**DEPUTY ATHLETIC DIRECTOR:** Bruce Stewart  
**ATHLETIC DEPARTMENT PHONE:** 757-683-3375  
**TICKET OFFICE PHONE:** 757-683-4444  
**OFFICIAL ATHLETIC WEBSITE:** www.odusports.com

### COACHING STAFF

**HEAD COACH:** Jeff Jones (Virginia '82)  
**RECORD AT ODU:** 181-113 (.616) (10th season)  
**CAREER RECORD:** 538-400 (.574) (30th year)  
**ASSISTANT COACHES:** Chris Kovensky (Albright '09)  
 Jamal Robinson (Virginia '97)  
 Jordan Brooks (Hampton '11)

### SPECIAL ASST. TO THE MEN'S HEAD COACH:

Kieran Donohue (Virginia '97)  
**VIDEO COORDINATOR:** Drew Lakey (Virginia '19)  
**ATHLETIC TRAINER FOR MBB:** Jason Mitchell

### DIRECTOR OF SPORT PERFORMANCE

**OLYMPIC SPORTS - MBB:** Tim Socha

### ATHLETIC COMMUNICATIONS

**ASST. AD FOR COMMUNICATIONS:** Eric Bohannon  
**E-MAIL ADDRESS:** ebohanno@odu.edu  
**ASSOC. DIR. OF COMMUNICATIONS (MBB):** Jim Heath  
**E-MAIL ADDRESS:** jaheath@odu.edu  
**DIRECTOR OF CREATIVE SERVICES:** Chrisie Brown  
**E-MAIL ADDRESS:** chbrown@odu.edu  
**DIR. OF VIDEO:** Boyzie Hayes  
**E-MAIL ADDRESS:** blhayes@odu.edu

**ODU RADIO STATION:** ESPN Radio 94.1 FM (in Hampton Roads, Va.); WJFN 100.5 FM (in Richmond, Va.).  
**CHARTWAY ARENA CONTACT:** Mike Fryling  
**OFFICE PHONE:** 757-683-5762  
**MAILING ADDRESS:** Rm. 1102/Jim Jarrett Athletic Admin Bldg. Norfolk, Va. 23529-0201  
**ATHLETIC TICKET OFFICE:** 757-683-4444

### STARTERS RETURNING: (1)

**Mekhi Long** (6-7/Jr./G/8.3 ppg/6.8 rpg)

### STARTERS LOST: (4)

**CJ Keyser** (6-3/Sr./G/14.3 ppg/2.7 rpg)  
**Austin Trice** (6-8/Sr./F/13.1 ppg/9.0 rpg)  
**Kalu Ezikpe** (6-8/Jr./F/11.3 ppg/7.1 rpg)  
**Jaylin Hunter** (6-0/So./G/9.7ppg/3.7 rpg)

### ADDITIONAL KEY RETURNING LETTERMEN: (6)

**Imo Essien** (5-11/So./G/1.2 ppg, 0.8 apg)  
**D'Angelo Stines** (6-1/So./G/2.0 ppg, 0.7 rpg)  
**Charles Smith IV** (6-5/Jr./G/5.3 ppg/1.9 rpg)  
**P.J. Gill** (5-11/Sr./G/0.2 ppg, 0.3 apg)  
**Jason Wade** (6-4/Jr./F/redshirt 2021-22)  
**Jadin Johnson** (6-0/Fr./G/Omaha, Neb. - redshirt 2021-22)

### NEWCOMERS: (8)

**Chaunce Jenkins** (6-4/So./G/Wichita State transfer)  
**Tyreek Scott-Grayson** (6-5/Sr./G/Northeastern transfer)  
**Ben Stanley** (6-6/Sr./F/Xavier transfer)  
**Tre Brown** (6-1/Sr./G/Drexel transfer)  
**Faizon Fields** (6-10/So./F/Chipola College transfer)  
**Dericko Williams** (6-6/Jr./F/Tallahassee CC transfer)  
**Cooper Jones** (6-1/G/Fr/Williamsburg, Va.)  
**Bryce Baker** (6-5/G/Fr/Mooresville, N.C.)

### RETURNING LETTERMEN/LOST: 6/7

**STARTERS RETURNING/LOST:** 1/4  
**NEWCOMERS:** 8

### HISTORY

**FIRST YEAR OF BASKETBALL:** 1930-31  
**OVERALL ALL-TIME RECORD:** 1426-995 (91 years) .589  
**FIRST YEAR OF DIV. I. BASKETBALL:** 1976-77  
**DIVISION I ALL-TIME RECORD:** 869-568 (46 years) .605  
**NO. YRS IN NCAA TRN/LAST:** 12/2019, lost to #3 seed Purdue (1st Rd.), 61-48  
**NO. YRS IN NIT TRN/LAST:** 11/2015 semifinals, lost to Stanford, 67-60

**2021-22 Record:** 13-19

**2021-22 C-USA Record:** 8-10



## Credits

The 2022-23 ODU Basketball Guide is a publication of the Old Dominion University office of Athletic External Relations. **EDITORS:** ODU Athletic Communications; **LAYOUT AND DESIGN:** ODU Athletics **COVER DESIGN:** Chrisie Brown; **SPECIAL ASSISTANCE:** **PHOTOGRAPHY:** Keith Lucas (Sideline Media), Rick Voight (RSVP Media), Steve Chinnis, Timothy Boone (Avalon Communications), Carol Hudson, The Virginian Pilot, Getty Images, Steve Goldman, Joe Law, Phil Hoffmann, Sam Roberts, Mitchell Layton, Steve Grieco, Ralph Fitzgerald, Martin Smith-Rodden, Scott K. Brown, Dave Denoma, Tom Wolf, NBA Entertainment, Chris Taleghani and the RichmondTimes-Dispatch. **PRINTING:** Professional Printing, Chesapeake, Va. Old Dominion University is an affirmative action/equal opportunity institution. This publication was printed without the support of tax dollars from the Commonwealth of Virginia.

# BRIAN O. HEMPHILL, Ph.D



Brian O. Hemphill, Ph.D., Old Dominion University's ninth president effective July 1, 2021, is an unwavering champion for access and opportunity, as well as innovation and research, with a deep commitment to forward-focused leadership. President Hemphill is proud to lead ODU with a steadfast dedication to excellence, a firm commitment to accountability and transparency, and — most importantly — a strong focus on diversity, equity, and inclusion, as well as student success.

President Hemphill's road to ODU has taken him from the University of Arkansas-Fayetteville, a flagship university, where he served as Associate Vice Chancellor and Dean of Students; to Northern Illinois University, a large, public, research university, where he served as Vice President for Student Affairs and Enrollment Management and Associate Professor for eight years; West Virginia State University, a public, land-grant, research university, where he served as the 10th President and Professor for four years; and, most recently, Radford University, a comprehensive university, where he served as the seventh President and Professor for five years.

President Hemphill earned a Ph.D. in Higher Education Administration and Policy Studies from the University of Iowa, a Master of Science degree in Journalism and Mass Communication from Iowa State University of Science and Technology, and a Bachelor of Arts degree in Organizational Communication from Saint Augustine's University.

President Hemphill is a published author with a multitude of writings covering topics related to gun violence and threat preparedness on college campuses; emerging financial concerns affecting the collegiate sphere; STEM (Science, Technology, Engineering, and Mathematics) and economic-related issues pertaining to education; and a myriad of additional scholarly perspectives pertinent to the higher education environment. President Hemphill coedited a book, titled *College in the Crosshairs: An Administrative Perspective on Prevention of Gun Violence*. He is a highly sought-after keynote speaker, guest presenter, and panelist with frequent appearances across the country.

President Hemphill's passion for life and unparalleled commitment to excellence begin at home where he shares his life with his loving and supportive wife, Dr. Marisela Rosas Hemphill, who proudly serves as ODU's First Lady. The Hemphills are the proud parents of energetic twins, Catalina and Cruz. President Hemphill also has two adult children, Jada, who is a public school teacher in Fort Worth, Texas, and Jordan, who is a graduate student at the University of Iowa. Above all else, President Hemphill cherishes the time he spends with his children who are so very precious to him. President and First Lady Hemphill, as well as their entire family, actively engage both on the campus and in the community by attending a variety of activities and events in support their fellow Monarchs!

# DR. CAMDEN WOOD SELIG



Dr. Camden Wood Selig is in his 13th year as Director of Athletics at Old Dominion University, where his “Championship Effort” philosophy has helped to guide the department as one of the most respected and successful intercollegiate programs in the nation.

During his tenure, Selig has directed the University’s move through two conferences and has Old Dominion positioned strongly in the Sun Belt Conference. He has overseen the transition of the football program to the FBS level, led major athletic facility expansion and enhancement for virtually all 18 programs, and added women’s volleyball in 2019.

One of the most dramatic and gratifying accomplishments for Selig has been the academic success of the 18 teams. Highlights from 2021-22 include:

- 156 student athletes (38%) earned Dean’s List honors with a 3.4 or higher GPA
- Finished with a 3.22 GPA as an athletics department
- 70 % of student-athletes recorded at least a 3.0 GPA
- 15 of 18 teams had a 3.0 GPA or higher

Monarch teams have performed well on the playing fields under Selig, highlighted by:

- Twelve Conference Championships since 2010, including a pair in 2022 from women’s tennis and women’s soccer, and back-to-back championships for the women’s tennis program. The men’s basketball program won its first Conference USA Championship in 2019. Men’s soccer earned ODU’s first C-USA title in 2014 and again in 2017 and football’s CAA regular season title in 2012. Women’s lacrosse won its first Atlantic Sun Championship in 2016, while women’s golf won its first conference championship and made their first appearance in the NCAA Championships in 2017. The men’s tennis team won the C-USA Championship in 2018, winning a conference championship for the first time in 24 years. The baseball team won its first Conference USA Championship in 2021.
- 71 Post Season Appearances, led by two consecutive FCS playoff appearances by football in 2011 and 2012, a Final Four appearance by field hockey in 2011, four straight NCAA appearances by men’s soccer, the men’s basketball team’s semifinal appearance in the NIT at Madison Square Garden in 2015 and 30 wrestlers qualifying for the NCAA championships since 2010. Men’s basketball played in the NCAA Tournament for the first time since 2011, women’s golf earned an at-large bid to the NCAA Tournament. In 2020-21, the baseball team advanced to the NCAA Regional Final, and the women’s tennis team knocked off Arkansas in the first round of the NCAA Tournament. The women’s tennis team won a first round match for the second-straight year at the 2022 NCAA Tournament, and the women’s soccer team gave No. 1 Duke all they could handle before falling 1-0 in the first round. The football team played in its second bowl game ever and its first since 2016.

In Selig’s tenure there have also been many firsts, or achievements that haven’t been done in a number of years, including:

- Women’s soccer won its first C-USA Championship in 2022 and first conference championship since 2006. (November 2021)
- Baseball first baseman Matt Courtney was named C-USA Player of the Year and honored on four All-American teams. He earned CoSIDA Academic All-American honors becoming the first baseball player in 17 years to be named an Academic All-American (June 2022)
- The women’s tennis team won the Conference USA Championship for the first time, and its first conference championship since 2001 (May 2021).
- The baseball team won its first C-USA Championship, earned a No. 1 seed at the NCAA Regionals and received its highest final ranking, No. 16, in the Top-25 polls (July 2021).
- First ever football win over a ranked FBS opponent (No. 13 Virginia Tech), and a Power-Five school (Sept. 22, 2018)
- One of three group of five schools to defeat ranked Power-five teams in football and men’s basketball (2018-19)
- Women’s golf makes the NCAA Tournament three-straight years (2017-19)
- First ever regular season Top 25 national men’s basketball ranking (Jan. 5, 2015)
- Baseball ranked in the Top 25 nationally for first time since 2007 (May 2017)
- Football Bowl Game first win ever in the Bahamas Bowl (Dec. 23, 2016)
- First ever NCAA Women’s Lacrosse appearance & Conference Championship (2016)
- First ever NCAA Women’s Golf appearance & Conference Championship (2017)
- Jennie Simms (2017) WBB, first AP All-American since Shareese Grant in 2005 and Jennie Simms first conference player of the year since Lucienne Berthieu in 2002
- Adam Moundir is the first men’s tennis player to qualify for the NCAA Singles men’s tennis championship since Alex Seleznev in 2006 (May 2017)
- Chris Mecate and Alexander Richardson both earn wrestling All-American honors in 2015, first time ODU had two All-Americans since 1991
- Chris Mecate was the first wrestler to earn NCAA All-American honors in back-to-back years since Mike McCarthy in 1976 (2016)

# DR. CAMDEN WOOD SELIG

- Men's soccer won their second Conference USA Championship in four years (November 2017)
- Men's tennis wins Conference USA Championship. First men's tennis conference championship in 24 years (April 2018)

One needs only to visit the ODU campus to see Selig's contributions to the growth and improvement of Monarch athletic venues with over \$83 million invested in Intercollegiate athletic facilities. Projects completed and initiated under Selig include:

- ODU opened the \$67.5 million Kornblau Field at S.B. Ballard Stadium on Saturday, Aug. 31 against Norfolk State. The project was completed in nine months.
- The Bernett & Blanche Mitchum Basketball Performance Center, a privately funded \$8.4 million state-of-the-art facility, is complete and is the new home of the ODU men's and women's basketball teams.
- The addition of a \$2.3 million video replay scoreboard, LED ribbon panels, and digital tables for the Ted Constant Convocation Center for the 2015-16 season. The basketball arena took on the name Chartway Arena before the 2019 season.
- The \$600,000 Paul A. Keyes Indoor Hitting Complex, which opened in the fall of 2014.
- Invested \$3.5 million to refurbish the gym in the Jim Jarrett Athletic building into a brand-new home for the ODU women's volleyball team. The volleyball team hosted the Conference USA Tournament in just its second year of existence in 2021.
- \$3.5 million expansion of L.R. Hill support facility for football including new state-of-the-art weight room.

As collegiate athletic costs continue to rise, Selig has placed a high priority on increasing revenue, with a goal of 10 percent annual growth. Since his arrival in 2010, athletics has exceeded those goals every year:

- Eight-straight years of 100% staff giving to the Old Dominion Athletic Foundation (ODAF).
- Total philanthropic gifts to athletics have surpassed \$120 million since 2010-11.
- Corporate sponsorship revenue has generated \$32 million in gross revenue since 2010-11.

Hampton Roads Community outreach and support has been a staple under Selig's leadership:

- Selig spearheaded the return of the annual Khedive Shriners' Oyster Bowl game to Foreman Field at S.B. Ballard Stadium in 2011 and helped raise over \$215,000 for the Shriners' Children's Burn Hospital since that time.

Selig spent 11 years directing the Western Kentucky University Hilltopper athletic program, which won 70 Sun Belt Conference Championships from 2000-2010 and a national record 19 crowns in two seasons, 2008-2010.

Prior to his stint at WKU, Selig served as the Senior Associate Athletic Director at the University of Virginia from 1988-1999, overseeing external operations his last five years. He began his athletic career as the Director of Ticketing at VCU, where he served from 1985-1988.


Selig was a four-year member (2006-2010) of the NCAA Women's Basketball Committee and served as chair for both the Sun Belt Conference Athletic Directors and the Men's Basketball Committees during his tenure at WKU. He has served on the prestigious Division I Championships/Sports Management Cabinet and is currently on the Elizabeth River Trail Board of Directors and serves on the board of the Norfolk Forum and was recently named the groups secretary. He was named the Tom Fergusson Metropolitan Person of the Year award by the Norfolk Sports Club in 2014, symbolic of his impact on the region's sports profile. He recently completed a term on the Board of Trustees at Norfolk Collegiate.

Selig was born in Chapel Hill, North Carolina, and raised in Norfolk, Virginia, where he attended Norfolk Collegiate School. He holds a bachelor's degree in psychology from Washington and Lee University, a master's degree in sports administration from Ohio University and a doctorate in educational leadership from the University of Virginia, with a minor in business from the UVA Darden School of Business.

Selig and his wife Ellen of Annapolis, MD, have three children, Lex, 25, Nick, 23 and Julianna, 18, a senior at Norfolk Collegiate School.




# MONARCHS HOMECOURT



*"Chartway Arena is an NBA arena minus the upper bowl. The site lines are fabulous; the amenities are unreal. Great suites and locker rooms. This is one of the best buildings I've seen anywhere."*

**Dave Twardzik ('72)**  
**Portland Trail Blazers 1976-80**  
**Won NBA Championship in 1977**  
**No. 13 retired by the Portland Trail Blazers**



*Chartway Arena is the best on campus collegiate basketball facility in the country. Some may be larger, but none are better! Chartway Arena is a recruiting tool all to itself. If a student-athlete is going to play collegiate basketball, what better place than Chartway Arena.*

**Kenny Gattison ('86)**  
**Former NBA assistant coach for the**  
**Nets, Hornets, Hawks and Suns**

# CHARTWAY ARENA



### Chartway Arena

Chartway Arena, an 8,600 seat facility, is the home for the Old Dominion University basketball programs.

### Building Location

Hampton Boulevard, across from the Batten Arts and Letters Building. The arena is the cornerstone for a 67-acre University Village that features shopping centers, restaurants, a variety of retail shops, research labs and residents.

### Number of Seats

The arena has 8,600 fixed seats, including a super box with mini-suite for entertaining 40 to 50 guests and club level priority seating. In addition, there are 16 suites with 12 seats each, a group box on the private concourse level and 85 barrier free seats with 85 companion seats in the facility. When seating is added on the floor, capacity is about 10,000.

### Building Size

The arena has 215,000 gross square-foot and consists of four parts- the seating bowl, multiple spaces for support functions for patrons, "back of the house" spaces to support center operations and a 10,000 square foot area of multi-purpose rooms that can be used for conferences, meetings, pre-and post activity gatherings, etc.

### Flexibility

The bowl has been designed to allow 'downsizing' for a variety of University events ranging in size from 1,500 to 2,000 attendees and up. Retractable seating allows for events such as concerts, lectures and commencements.

### Technology

Chartway Arena is alive with a new center-hung HD video scoreboard, LED ribbon displays and digital signage, and a newly branded 4400 Club premium seating area, all designed to provide entertaining game experiences for Monarch fans.

Highlighting the video package are four main video displays, four center- hung corner displays, a lower center-hung ring display, two end wall ribbon displays, two side wall ribbon displays, four vomitory displays, 16 scorer's tables and a three-sided outside marquee.

### Parking Facilities

Two parking garages are located adjacent to the facility, and a shuttle bus system transports people from a variety of campus locations to the arena's events.



*"I've played in the best facilities around the world and Chartway Arena rivals any 10,000 seat arena I've ever seen and is better than most 20,000 seat arenas. Now as a fan, I can really enjoy the amenities that an arena of this caliber has to offer."*

**Cal Bowdler (ODU '99)  
Former Atlanta Hawk**



# CHARTWAY ARENA

The locker rooms in Chartway Arena contain a players lounge, coaches office and professional style lockers.



# CHARTWAY ARENA RECORDS



## CHARTWAY ARENA MILESTONES

Groundbreaking: June 19, 1999  
 Arena opens on: Oct. 25, 2002  
 First Concert Event: Roberta Flack & Norfolk Symphony (Nov. 17, 2002)  
 First Basketball Game: Blue-White Exhibition (Oct. 26, 2002)  
 First Regular Season Men's game: Nov. 24, 2002 vs. North Carolina  
 First Basket: 19:16 by Ricardo Marsh dunk vs. UNC  
 First Trey: 16:25 by Jawad Williams of UNC  
 First ODU Trey: 15:00 by John Waller  
 First Free Throw Made: 14:39 by Sean May of UNC  
 First ODU Free Throw Made: 14:22 Rasheed Wright  
 Longest Game: Two overtimes (ODU vs. Charlotte) Dec. 6, 2003  
 100th win at the Ted: Jan. 16, 2010 vs. Drexel, 71-48  
 Most wins in a season: 20 (20-0) in 2014-15  
 Most Consecutive wins: 24, in 2014-15

## ODU CHARTWAY ARENA INDIVIDUAL RECORDS

Points: 45 by Alex Loughton vs. Charlotte (2ot), Dec. 6, 2003  
 Field Goals Made: 17 by Trey Freeman vs. UAB, Jan. 14, 2016  
 Field Goals ATT: 29 by Alex Loughton vs. Charlotte, Dec. 6, 2003  
 Three Point FG Made: 6/8 by Brian Henderson vs. Marist, Feb. 18, 2006  
 Three Point FG ATT: 13 by Randy Haynes vs. UTEP, Feb. 17, 2018  
 Three Point FG PCT: 100 (5-5) by Alex Loughton vs. Charlotte, Dec. 6, 2003  
 Free Throws Made: 13 by Aaron Bacote vs. Rhode Island, Dec. 22, 2015  
 Free Throws ATT: 17 by Aaron Bacote vs. Rhode Island, Dec. 22, 2015  
 Best Free Throw PCT: 1000 (10-10) by Alex Loughton vs. Liberty, Dec. 18, 2003  
 Rebounds: 22 by Chris Cooper vs. JMU, Feb. 2, 2012  
 Assists: 11 by Troy Nance vs. Delaware, Jan. 15, 2003, & Kent Bazemore vs. Northeastern, Jan. 5, 2011  
 Steals: 8 by Brandon Johnson vs. George Mason, Jan. 6, 2007  
 Blocked Shots: 7 by Sam Harris vs. VMI Dec. 1, 2004 & Toledo, Nov. 16, 2007

## ODU CHARTWAY ARENA TEAM RECORDS

Points: 102 vs. Charlotte (12-6-03) in overtime;  
 vs. UTSA 100 (2-15-18) (regulation);  
 Fewest Points: 42 vs. Northeastern (1-24-09)  
 Field Goals Made: 40, vs. Charlotte (12-06-03)  
 Field Goals ATT: 77 vs. Charlotte (12-06-03)  
 FG PCT: .627 (32-51) vs. Towson (1-29-11)  
 Three Point FG Made: 13 (13-26) vs. Charlotte (12-6-03) & (13-25) vs. JMU (2-2-12)  
 Three Point FG Made in One Half: 9, in 1st vs. Hofstra (3-1-03)  
 Three Point FG ATT: 26 vs. Charlotte (12-6-03)  
 Three Point FG PCT: .625 (10-16) vs. DePaul (12-17-05) & vs. GAST (1-13-09)  
**Free Throws Made: 34 (34-46) vs. College of Charleston (12-22-21)**  
**Free Throws ATT: 46 vs. VMI (12-22-11) & George Mason (1-4-14) & College of Charleston (12/22/21)**  
 Best Free Throw PCT: .933 (14-15) vs. St. Joseph's (11-29-03)  
 Rebounds: 64, vs. UMS (12-9-10)  
 Assists: 31 vs. Charlotte (12-06-03)  
 Steals: 16 vs. St. Joseph's (12-22-04)  
 Turnovers: 25 vs. Charlotte (12-6-03)  
 Blocked Shots: 17 vs. VMI (12-1-04)

## OPPONENT CHARTWAY ARENA INDIVIDUAL RECORDS

Points: 45 by Jhivvan Jackson of UTSA (2-6-20)  
 Three Point FG Made: 8 by Robert Vaden of UAB (11-22-08), Norris Cole of Cleveland State (2-20-11), Troy Daniels of VCU (12-7-12), Jhivvan Jackson of UTSA (2-6-20)  
 Best Opponent FT PCT: 1000 (6-6) by Keith Waleskowski of Dayton (12-20-02)  
 Rebounds: 17 by Jason Tomphson of Rider (3-18-08/CBI) and Jerrelle Benimon of Towson (1-30-13)  
 Assists: 10 by Demon Brown of Charlotte (12-6-03) & Jose Juan Barea of NE (1-7-06)  
 Blocked Shots: 9, by Sean James of NE (1-7-06) and Damian Sanders of Duquesne (12-30-09)  
 Free Throws Made: 19 by Jarvis Threatt of Delaware (1-5-13)  
 Free Throws ATT: 20 by Jarvis Threatt of Delaware (1-5-13)

## OPPONENT CHARTWAY ARENA TEAM RECORDS

Points: 105 by Charlotte (12-6-03) in overtime  
 Regulation: 85 by George Mason (2-4-13)  
 Fewest Points: 34 by Northeastern (1-5-11)  
 Field Goals Made: 41 by Charlotte (12-6-03)  
 Best Field Goal PCT: .662 (28-42) by JMU (1-7-09)  
 Lowest OPP FG PCT: .217 (13-60) by Toledo (11-16-07)  
 Three Point FG Made: 13 by UTSA (2-6-20)  
 Three Point FG Attempted: 38 by Belmont (3-23-09)  
 Best 3PT FG PCT: .533 (8-15) by William & Mary (2-25-04)  
 Free Throws Made: 41 by Delaware (1-5-13)  
 Free Throws Attempted: 50 by Delaware (1-5-13)  
 Most Combined Free Throws ATT: 84 by ODU-Delaware (1-5-13)  
 Best FT PCT: 100 (9-9) by Towson (1-2-03)  
 Rebounds: 49 by Drexel (1-3-04) & Towson (1-30-13)  
 Fewest Rebounds: 12 by Towson (1-29-11)  
 Assists: 22 by Charlotte (12-6-03)  
 Steals: 15 by UNC Wilmington (1-28-04)  
 Blocks: 10 by Northeastern (1-7-06)  
 Turnovers: 26 by VMI (12-1-04)

## TOP SINGLE GAME CROWDS

- 8474 vs. UNC Wilmington (1-22-05)
- 8472 vs. VCU (12-10-16)
- 8472 vs. Norfolk State (12-29-15)
- 8472 vs. Western Kentucky (3-7-15)
- 8472 vs. North Texas (1-17-15)
- 8472 vs. VCU (11-29-14)
- 8472 vs. JMU (2-2-12)
- 8472 vs. VCU (2-11-12)
- 8472 vs. Drexel (2-25-12)
- 8460 vs. Missouri (12-30-11)
- 8460 vs. William & Mary (1-28-12)
- 8457 vs. VCU (1-22-11)
- 8457 vs. James Madison (1-19-11)
- 8457 vs. Georgetown (11-12-10)
- 8457 vs. Richmond (12-1-10)
- 8457 vs. William & Mary (2-26-11)
- 8438 vs. VCU (2-12-05)
- 8424 vs. North Carolina (11-24-02)
- 8424 vs. Virginia Tech (12-30-05)
- 8424 vs. VCU (1-14-06)
- 8424 vs. James Madison (2-4-06)
- 8424 vs. VCU (2-10-07)
- 8424 vs. Georgetown (11-28-07)
- 8424 vs. Virginia Tech (12-16-07)
- 8424 vs. VCU (1-19-08)
- 8424 vs. George Mason (1-31-09)
- 8424 vs. VCU (2-14-09)
- 8424 vs. George Mason (2-13-10)
- 8424 vs. VCU (2-27-10)
- 8418 vs. VCU (2-1-03)

## NO PLACE LIKE HOME

2002-03	8-6
2003-04	11-4
2004-05	14-1
2005-06	14-1
2006-07	15-2
2007-08	13-4
2008-09	16-3
2009-10	15-0
2010-11	14-2
2011-12	10-7
2012-13	2-15
2013-14	12-6
2014-15	20-0
2015-16	12-4
2016-17	11-4
2017-18	12-2
2018-19	14-2
2019-20	10-4
2020-21	9-1
2021-22	10-4

**Totals: 242-72 (.771)**





# MITCHUM PERFORMANCE CENTER



Old Dominion University is committed to providing state-of-the-art facilities for student athletes that support dual goals for academic and athletic success. Part of the long-term campus master plan, the new Bennett and Blanche Mitchum Basketball Performance Center, informally known as “The Mitch,” reflects this shared focus and prepares both the men’s and women’s Division I NCAA basketball programs for a bright future.

The Mitch is a \$8.5 million dollar state-of-the-art practice facility for both the ODU men’s and women’s basketball programs. The 24,000-square foot performance center opened in the Spring of 2017 and now currently serves as the home facility for the Monarch basketball players and coaches with locker rooms, offices and much more.

It puts ODU at the “top of the food chain” of facilities in Conference USA, AD Wood Selig said. “It screams commitment,” Selig said during the dedication for the facility in May of 2017.

Standing at the corner of 43rd Street and Monarch Way, The Mitch is adjacent to the Chartway Arena, providing players and coaches easy, walkable access between their practice facility and their home on gameday.

Located on a small site next to The Ted, the desired programming called for the design team to reimagine how these spaces could work together, ultimately delivering a remarkably comprehensive facility despite the tiny footprint. The Mitch features a dedicated strength and conditioning room, sports medicine suite complete with hydrotherapy pools, hydration room, film room, men’s and women’s players’ suites, office space, a main court with three cross courts, and a shooting court. Notably, the facility allots the exact same number of square feet to both the men’s and women’s programs, reflecting ODU’s emphasis on equality.

The facility’s exterior aligns with its surrounding context, with materiality reflective of the Ted, while the Monarch Way façade is reminiscent of the mixed-use storefronts of University Village. The use of glazing supports goals for transparency on the interior of the facility, bringing natural light into the corridor and coaches’ office suites.

On the interior, the coaches’ offices provide direct visual connection to the practice court, promoting a collaborative environment between coaching staff and student athletes. The players’ suites offer both traditional locker room amenities as well as lounge space where players can bond over gaming consoles or focus on academics.

The Basketball Performance Center advances ODU toward its goals to attract, retain, and support the highest level of academic and athletic talent. The Clark Nexsen/AECOM team partnered on the building design, sharing a vision for an environment of transparency and collaboration. The Basketball Performance Center is designed to LEED Silver certification.

**\$8.5 million** state-of-the-art facility was completed in Spring of 2017.

**24,000** square-foot facility includes a strength and conditioning room, sports medicine suite complete with hydrotherapy pools, hydration room, film room, men’s and women’s players’ suites, office space, a main court with three cross courts and a shooting court.

# MITCHUM PERFORMANCE CENTER



Mitchum Performance Center Entrance



Strength & Conditioning Room



Film Room



Elza Mitchum (right) at the Dedication Ceremony

# JEFF JONES - Monarch Head Coach



Jeff Jones completed his ninth season at Old Dominion in 2021-22. He has compiled an 181-113 overall record during his tenure in Norfolk. During his 30-year head coaching career, Jones boasts a 538-400 record.

One of the most respected teachers in the collegiate ranks, Jeff Jones has coached his teams to 14 postseason appearances, including a 1995 NCAA Elite 8, a 1993 NCAA Sweet 16 appearance, an NIT championship in 1992 and a NIT semifinal birth in 2015.

He has developed over 100 players who have played or are still playing professionally, including six in the NBA (John Crotty, Cory Alexander, Jamal Robinson, Bryant Stith, Junior Burrough and Courtney Alexander). Eight of his former assistant coaches went on to become head coaches. Additionally, three of Jones' players have played in the NFL.

The 2021-22 season saw the Monarchs finish 13-19 with an 8-10 mark in league play. Austin Trice was named to the Second Team All-Conference USA squad, while Imo Essien, P.J. Gill, Jaylin Hunter, Jadin Johnson and D'Angelo Stines were named to the C-USA Commissioner's Honor Roll.

In 2020-21, Jones put together a 15-8 overall record and an 11-5 mark in league play, which earned the Monarchs a No. 2 seed in the Conference USA Tournament and first round bye.

Since 2013-14, ODU ranks first in the league for overall road wins (57) and road wins within C-USA play (41). Old Dominion ranks second in the league for total wins (181) since 2013-14, as well as home wins (63) and overall C-USA wins (102).

During the 2020-21 campaign, Malik Curry earned All-Conference USA Second Team and NABC All-District Team honors. Austin Trice was named the C-USA Sixth Player of the Year. Three student-athletes garnered C-USA Commissioner's Honor Roll accolades, while Jaylin Hunter was the recipient of the John R. Broderick Award and a Conference USA Commissioner's Academic Medal.

In 2019-20, Jones and his wife Danielle Jones launched a Coaches vs. Cancer fundraiser called the "Miracle Minute" to collect money to help those suffering from childhood cancer. Coach Jones also took part in ZERO Cancer's Grow & Give campaign, raising awareness towards prostate cancer.

Coach Jones earned career win No. 500 at Northeastern on Nov. 16, 2019. Also in 2019, Jones received the Champion of Hope Award from the American Cancer Society.

In 2018-19, his sixth at ODU, Coach Jones was named the Conference USA Coach of the Year after the Monarchs claimed the C-USA regular season title, as well as the Conference USA Tournament crown, punching Old Dominion's first ticket to the NCAA Tournament since 2011. ODU's B.J. Stith was named the Conference USA Player of the Year in 2018-19.

The 2017-18 season, Jones' fifth at Old Dominion, was another excellent year for the Monarchs. ODU's 25-7 overall record and second place finish (15-3) in Conference USA was the third time in the last four years with 25 or more victories. Ahmad Caver was named to the All-Conference USA First Team and All-Defensive Team. B.J. Stith was named to the All-League Third Team.

Academically five players were named to the C-USA Academic Honor Roll and the program was recognized by the NCAA for being among the top 10% in the country in APR, an important

**Experience: 10th Season at ODU: 181-113 (.641) Four postseason appearances**  
**Overall Record: (30 yrs): 538-400 (.574) 13 postseason appearances**

measure of academic progress over multiple years.

In his fourth season at the helm in Norfolk, Jones and the Monarchs finished third in the C-USA after compiling a 12-6 mark in conference play and 19-12 overall record for the season. Old Dominion ranked No. 6 in the country for scoring defense, allowing just 61.2 points per outing.

Ahmad Caver was named to the All-Conference Team, while Zoran Talley was tabbed as Sixth Man of the Year and Denzell Taylor garnered All-Defensive Team honors.

ODU led Conference USA in attendance for the 2016-17 season. Jones and the Monarchs are now 55-14 (80% win percentage) when playing at home over the past four seasons.

Jones has helped lead the program to a four-year APR score of 990, which is 26 points higher than the National Average APR for Men's Basketball (964). Jones and the Old Dominion men's basketball team received a NCAA Public Recognition Award from NCAA President Mark Emmert. This award is given to teams with an NCAA Division I Academic Progress Rate in the top 10 percent of all teams in their respective sports in the 2015-16 academic year.

In his third season leading Old Dominion, Jones and the Monarchs won the inaugural Vegas 16 Tournament. ODU won a total of 25 games during the 2015-16 season, while winning 15 of its last 18 contests. The Monarchs fell just two points shy of punching their ticket to the NCAA Tournament, losing a 55-53 heartbreaker to Middle Tennessee in the Conference USA Championship.

Jones had his point guard, Trey Freeman, earn First Team All-Conference USA honors for the second straight season, while leading the C-USA in scoring, averaging 22.1 points per game, which ranked No. 11 in the country. Freeman also led the entire country in made field goals with 323.

Also in 2016, forward Brandan Stith was named to the Conference USA All-Defensive Team, while teammate Zoran Talley was named to the C-USA All-Freshman Team.

Between the 2014-15 and 2015-16 seasons, Jones led Old Dominion to 52 wins, which ranked in the top 20 nationally.

In just his first two seasons as head coach at ODU, Jeff Jones guided the Monarchs to 45 wins, including a 27-8 mark in 2015. The Monarchs finished second in Conference USA in their second year of competition in the league. Under Jones' guidance, ODU advanced to the semifinals of the NIT at Madison Square Garden after reeling off wins over Charleston Southern, Illinois State and an exhilarating three-point buzzer-beating victory over Murray State. He eclipsed the 400 collegiate wins milestone in the Monarchs' NIT-opener against Charleston Southern on March 18.

During the 2014-15 regular season, Jones' Monarchs notched several big victories, as ODU took down nationally-ranked VCU and eventual NCAA Tournament team, Georgia State. His squad churned out 10 straight wins from Nov. 24 to Jan. 17, which included wins against C-USA foes Marshall and Charlotte as well as in-state rivals VCU, George Mason and William & Mary. Even more impressively under Jones, Old Dominion won 32 straight games at the Ted Constant Center dating back to the 2013-14 season, which was the fourth-longest active home winning streak in NCAA Division I Basketball.

Under Jones' leadership, redshirt junior Trey Freeman was named C-USA Newcomer of the Year, was an All-League first team selection and earned C-USA All-Academic Team honors.

Off the basketball court, Jones was honored nationally as the 2015 Barefoot Coach of the Year for his work, contributions and creation of awareness for Samaritan's Feet, which provides shoes to impoverished children (both domestically and internationally).

Jones was named the 13th head men's basketball coach at Old Dominion University on April 4, 2013. He has been a consistent winner at every school, posting a 25-year career mark of 446-338 mark which includes eight years at Virginia and 13 at American as well as his first four seasons at ODU.

In his first season as head coach at ODU, Jones guided the Monarchs to 18 wins, which led the nation with the biggest turnaround in total victories. ODU finished sixth in its first season in Conference USA and advanced to the semifinals

of the College Basketball Invitational postseason tournament.

Jones had a 211-183 record at American for 13 years and 146-104 as head coach at the University of Virginia.

Four of Jones' last six teams at American won 20 or more games and two Patriot League championships. Jones led the Eagles to a 20- win season in 2011-12 and advanced to the CollegeInsider.com postseason tournament. His 2010-11 squad went 22-9 with 11-non conference wins, and advanced to the Patriot League semifinals, while the 2008-09 team capped off the season with a 24-8 overall record, matching the program's record for wins, and a 13-1 Patriot League mark. The Eagles led the nation in road wins that season with 11 and their 59.1 points per game allowed average ranked 11th nationally. Jones was named Patriot League Coach of the Year and NABC District 13 Coach of the Year in 2009. The 2007-08 Eagles captured the Patriot League title, and advanced to the school's first ever NCAA Tournament appearance after compiling a 21-12 record, which included a 67-59 win at Maryland. In 2001-02, AU won the regular season title in compiling an 18-12 record.

At American, Jones was the school's winningest all-time coach. During his tenure he developed 21 players who were named All-Patriot League, 23 who went on to play professionally, two who earned Patriot League Rookie of the Year honors (Andre Ingram in 2004 and Derrick Mercer in 2006), and two Patriot League Players of the Year (Patrick Doctor in 2002 & Mercer in 2009). Prior to arriving at American, Jones served as an assistant coach under Jerry DeGregorio at Rhode Island during the 1999-00 season.

Jones was named head coach at UVA in 1990 at age 29, following a standout playing career with the Cavaliers, and eight years as an assistant coach under Terry Holland. He was the youngest head coach in the history of the Atlantic Coast Conference at age 29 and in eight years compiled 146 wins for a .584 winning percentage. He led Virginia to six postseason appearances (five NCAA, one NIT), including a 1995 NCAA Elite 8, a 1993 NCAA Sweet 16 appearance and an NIT championship in 1992 as well as one regular-season ACC championship, and four 20-win campaigns. Virginia's win over Virginia Tech during the 1994-95 regular season gave Jones his 100th career victory, making him the second-fastest coach in school history and the fifth-fastest in ACC history to accomplish that feat. He also directed the Cavaliers to five of their top six seasons for field goal percentage defense. In winning the 1992 NIT championship, Jones became the first person to win the NIT title as both a player and a coach.

Prior to his eight-year run as head coach, Jones was an assistant coach for eight years on Terry Holland's staff at Virginia. During his tenure as an assistant, Jones was a part of the Cavaliers' overall record of 162-95 (.630), participating in six NCAA Tournaments while advancing to the Final Four in 1984 and the Elite Eight in 1989.

A native of Owensboro, KY., Jones had a standout career at Apollo High School in Owensboro before playing the point guard position for Virginia from 1978-82. His father Bob Jones was the head coach at Kentucky Wesleyan from 1972-1980, winning the 1973 NCAA Division II national title.

As a four-year starter for the Cavaliers, Jones was known as a leader and prolific passer. With Jones directing the potent offense, UVA compiled an overall record of 102-28 (.785) while leading the Cavaliers to two NCAA and two NIT tournaments. Virginia captured the 1980 NIT title and advanced to the NCAA Final Four in 1981.

Jones finished his career as Virginia's all-time assist leader (598) while also setting the single-season record with 200 assists during the 1979-80 season. Later, he saw both of those records eclipsed by his own player, John Crotty. Jones served as team captain as a senior during the 1981-82 season and played in 129 games during his career. During that time he averaged 6.6 points and 4.6 assists per game while shooting 52.2 percent from the field and 74.3 percent from the free-throw line. Jones was selected in the fourth round of the 1982 NBA draft by the Indiana Pacers.

Jones is married to the former Danielle Decker of Virginia Beach and is the father of three children, Meghann, Madison Perry, and Jeffrey Robert. Jones graduated from the University of Virginia in 1982 with a bachelor of science degree in psychology. Jones is a Past President (2016-17) of the NABC.

# JONES COLLEGE COACHING RECORD

## JEFF JONES YEAR-BY-YEAR HEAD COACHING RECORD

*Year School Record Postseason*  
 1990-01 Virginia 21-12 NCAA First Round  
 1991-92 Virginia 20-13 NIT Champions  
 1992-93 Virginia 21-10 NCAA Sweet 16  
 1993-94 Virginia 18-13 NCAA Second Round  
 1994-95 Virginia 25-9 NCAA Elite 8  
 1995-96 Virginia 12-15  
 1996-97 Virginia 18-13 NCAA First Round  
 1997-98 Virginia 11-19  
 2000-01 American 7-20  
 2001-02 American 18-12  
 2002-03 American 16-14  
 2003-04 American 18-13  
 2004-05 American 16-12  
 2005-06 American 12-17  
 2006-07 American 16-14  
 2007-08 American 21-12 NCAA First Round  
 2008-09 American 24-8 NCAA First Round  
 2009-10 American 11-20  
 2010-11 American 22-9  
 2011-12 American 20-12 CollegenInsider.com Postseason Tournament  
 2012-13 American 10-20  
 2013-14 Old Dominion 18-18 - CBI Postseason Semifinals  
 2014-15 Old Dominion 27-8 - NIT semifinals  
 2015-16 Old Dominion 25-13 - Vegas 16 Champions  
 2016-17 Old Dominion 19-12  
 2017-18 Old Dominion 25-7  
 2018-19 Old Dominion 26-9 - NCAA First Round  
 2019-20 Old Dominion 13-19  
 2020-21 Old Dominion 15-8  
 2021-22 Old Dominion 13-18  
 Record at AU: 211-183 (.555) Three postseason appearances  
 Record at UVA: 146-104 (.584) Six postseason appearances  
 Record at ODU: 168-94 (.641) Four postseason appearances  
 Overall Record (29 yrs): 525-381 (.579) 13 postseason appearances

## WHAT THEY ARE SAYING ABOUT JEFF JONES

"Jeff Jones has proven for years that he knows exactly what it takes to put together a winning program at any level of college basketball. The best news for ODU is that as good a coach as he is, he's an even better person." - John Feinstein

"For me, ODU hit a home run with the hiring of Coach Jones. He's a coach that I have the utmost respect for. He's a great leader, a hard working person who wants the very best for his student athletes." - ODU Hall of Famer Odell Hodge

"I think Jeff Jones is a great choice for ODU. He has the basketball background and experience from his coaching years at both Virginia and American to get the ODU program to where it needs to be. Jeff is an outstanding coach and a true gentleman." - ODU Hall of Fame Head Coach Paul Webb


## FIRST WIN AS ODU'S HEAD COACH

Nov. 13, 2013 vs. Howard, 77-57

## JEFF JONES VS. ODU

*As a player:*  
 1978-79 ODU wins at UVA, 65-61  
 1989-90 UVA wins 79-58 in Richmond

*As a coach:*  
 1991-92 Virginia wins, 83-67 in Richmond  
 1992-93 Virginia wins, 90-68 in Charlottesville  
 1993-94 ODU wins in Scope, 76-69  
 1994-95 Virginia wins in pre-season NIT, 83-80  
 1995-96 Virginia wins, 87-49



# CHRIS KOVENSKY - *Assistant Coach*



Experience: **11th Season at ODU, 4th Season as Assistant Coach**  
College: **Albright '09**



Chris Kovensky is in his 11th year with the Old Dominion men's basketball program and fourth season as an assistant coach. Prior to becoming an assistant coach, Kovensky spent the previous seven years as the program's video coordinator.

Jeff Jones named Kovensky an assistant coach on May 10, 2019.

"Chris is a great example of starting at the bottom and working his way up," said Jones. "His work ethic is incredible. He is extremely well-liked and respected by staff members and student-athletes alike. His ability to teach on the court will be a great addition to our program. His humble down-to-earth personality will enable him to establish strong relationships with recruits and their parents."

In his first season as an assistant coach, Kovensky helped senior Aaron Carver earn Conference USA All-Defensive Team and All-Academic Team accolades. Coach Kovensky was also part of history when Jeff Jones earned his 500th career win at Northeastern in 2019.

2020-21 marked Kovensky's second season as an assistant for ODU, as the Monarchs compiled a 15-8 overall record and an 11-5 mark in C-USA play, which earned the Old Dominion a No. 2 seed in the Conference USA Tournament and first round bye. Malik Curry earned All-Conference USA Second Team laurels, while Austin Trice was named the C-USA Sixth Player of the Year.

The 2021-22 season saw the Monarchs finish 13-19 with an 8-10 mark in league play. Austin Trice was named to the Second Team All-Conference USA squad, while Imo Essien, P.J. Gill, Jaylin Hunter, Jadin Johnson and D'Angelo Stines were named to the C-USA Commissioner's Honor Roll.

Coach Kovensky has served as a personal trainer to numerous highly touted players after they exhausted their collegiate eligibility, highlighted by Kent Bazemore (ODU), Trey Freeman (ODU), Dorian Finney-Smith (Florida), Frank Hassell (ODU), Matt Coleman (Texas) and Andre Jones (Winthrop).

Kovensky was the head coach of Monarch Nation in the 2018 The Basketball Tournament (TBT).

In 2011, he was a graduate manager for the Monarchs, while completing a M.S. degree in sports management from Old Dominion.

Prior to coming to ODU, Kovensky played collegiate football and basketball at Albright College, where he graduated with degrees in fine arts and business administration. A native of Hollidaysburg, Pa., Kovensky is the son of Susan Kovensky.



# JAMAL ROBINSON - *Assistant Coach*



Experience: **1st Season at ODU**

College: **Virginia '95**

Jamal Robinson joined the Old Dominion coaching staff in August of 2022 after two years at LaSalle University.

“Jamal is recognized within the coaching profession as a top skill development instructor. In addition, his work with various elite basketball camps, including the Nike Pre-Draft Camp has enabled Jamal to establish a strong network of recruiting ties at the grassroots level,” Jones said. “His experiences will pay big dividends for the ODU Basketball Program. I am extremely excited to welcome J-Rob to our family.”

Robinson, who played for Jones at the University of Virginia, enjoyed a 13-year professional career that included several teams in the National Basketball Association.

A native of Jamaica, Queens, New York, Robinson joined the collegiate ranks as an assistant at Hampton in 2018. With the Pirates, they advanced to the Big South Conference finals in 2020 after defeating the top-seeded Radford Highlanders on their home court in the semifinals.

Prior to Hampton he had a successful stint as a developmental skill instructor. For almost a decade, Robinson worked directly with various elite basketball camps, including the Nike Pre-Draft Camp, along with assisting in the development of high school, college and professional basketball players.


Before that, Robinson enjoyed a massive amount of success as a player for over 13 years playing professionally at the highest levels in the world.

Robinson trained with various NBA teams, including the Portland Trailblazers, Miami Heat, Milwaukee Bucks, Cleveland Cavaliers, Orlando Magic and the Washington Wizards, before ultimately signing a two-year contract with the Miami Heat. He would also play in the CBA, the NBA Developmental League and internationally for over a decade, winning multiple league championships and individual accolades.

As a college player at Virginia, Robinson received ACC All-Tournament Team accolades as a freshman after helping the Cavaliers to the title game. He averaged 16.0 points per game over three contests, totaling 19 points and scoring the game-winning layup in a victory over No. 1 Duke. UVa would make the second round of the NCAA Tournament in 1994 and advance to the Elite Eight of the 1995 NCAA Tournament during his sophomore season.

A graduate of Monsignor McClancy in Queens, Robinson was named First Team All-City by the New York Daily News, the New York Post, and Newsday. Following his senior year, he was selected to play for the U.S. All-Stars in the Capital City High School All-American Game at the University of Maryland’s Cole Fieldhouse against the Maryland All-Stars. Robinson became the first Monsignor McClancy Memorial High School alum to ever play in the NBA.

“I am looking forward to becoming a part of the Old Dominion staff and learn more from my college coach Jeff Jones,” said Robinson. “Old Dominion is a proud program, and I am excited to work along with the other coaches to help our players reach their potential on and off the court.”



# JORDAN BROOKS - *Assistant Coach*



**Experience: 1st Season at ODU**

**College: Hampton '11**

Jordan Brooks joined the coaching staff in August of 2022 as an assistant coach after serving as the Director of Recruiting at Xavier University.

“We are very fortunate to have Jordan join our coaching staff. He is a young, energetic coach with a very bright future. His work ethic and ability to connect with people will have a positive impact on our Monarch program,” said Jones.

At Xavier, Brooks helped the Musketeers finish 23-13 and win the National Invitation Tournament (NIT) defeating Texas A&M in the finals.

Prior to Xavier, he served two years at Southeastern Louisiana and two years at Howard. While at Howard, Brooks recruited R.J. Cole, who went on to win MEAC Rookie of the Year and MEAC Player of the Year honors during his career. He also recruited and helped develop All-Conference players Chad Lott and Charles Williams.

Brooks helped Howard to a turnaround in his second season, as the Bison finished 17-16 overall and 10-6 in conference play. The Bison finished third in the MEAC and recorded their first winning regular season in four years. He has also helped the program receive its first post-season bid in over 20 years, making the College Basketball Invitational (CBI).

Upon the completion of that season, Brooks was recognized as one of the Nation’s top young coaches as the National Association of Basketball Coaches named Brooks to its NABC 30-Under-30 Team.

Before Howard, Brooks coached and recruited at the 14U, 15U, and 16U grassroot levels developing several NCAA Division I student-athletes from top programs around Washington, D.C., including DC Assault, Team Takeover, Team Durant, and Team St8ment.

Brooks played his collegiately at Hampton (2007-2011), including the first three seasons under former Howard men’s basketball head coach Kevin Nickelberry.

In 2011, he earned his bachelor’s degree in sport management at Hampton. A year later, Brooks finished his MBA at Goldey-Beacom College, specializing in marketing management.

Brooks attended Charles Herbert Flowers High School in Springdale, Md., in the Washington, D.C., area, where he earned All-MET and All-PG County First Team honors.

“I am really excited about having the opportunity to work and learn from Coach Jeff Jones here at ODU. The program here has a lot of history and tradition and I am happy to be a part of it,” Brooks said. “I can’t wait to get to work and join an unbelievable staff of a great program, but to also help and develop the young men here on and off the court.”



# KIERAN DONOHUE - *Special Asst. to Head Coach*



Experience: **10th Season at ODU**

College: **Virginia '97**



Kieran Donohue is in his 10th season at ODU, serving as a Special Assistant to the Head Coach for the Monarch basketball squad and has helped turnaround a program that won just five games in 2012-13 through his day-to-day operations.

During his time at ODU, Donohue has helped the Monarchs to a 2019 Conference USA Regular Season Championship, a 2019 Conference USA Tournament Championship and a first ever Top 25 ranking in 2015.

Since Donohue's arrival in 2013-14, ODU ranks first in the league for overall road wins and road wins within C-USA play. Old Dominion ranks second in the league for total wins since 2013-14, as well as home victories and overall C-USA wins.

The 2021-22 season saw the Monarchs finish 13-18 with an 8-10 mark in league play. Austin Trice was named to the Second Team All-Conference USA squad, while Imo Essien, P.J. Gill, Jaylin Hunter, Jadin Johnson and D'Angelo Stines were named to the C-USA Commissioner's Honor Roll.

In 2020-21, Old Dominion compiled a 15-8 overall record and an 11-5 mark in league play, which earned the Monarchs a No. 2 seed in the Conference USA Tournament and first round bye. Malik Curry earned All-Conference USA Second Team and NABC All-District Team honors. Austin Trice was named the C-USA Sixth Player of the Year, while Jaylin Hunter was the recipient of the John R. Broderick Award and a Conference USA Commissioner's Academic Medal.

After going 25-7 in 2017-18, ODU had won 96 games over the previous four seasons, averaging 24 victories per year, which ranked 27th nationally. Old Dominion went 15-3 in C-USA play and finished in second place in 2017-18.

In 2016-17, ODU led Conference USA in attendance. The Monarchs defense ranked sixth in the country for defensive scoring, allowing just 61.2 points per contest.

In 2015-16, Old Dominion advanced to the Conference USA Championship,

before winning the inaugural Vegas 16 Championship, while compiling a 25-13 overall record.

The Monarchs posted a 27-8 mark in 2014-15 and reached the NIT Semifinals at Madison Square Garden after defeating Charleston Southern, Illinois State and Murray State in the opening rounds.

His duties entail the overseeing the coordination of all day-to-day operations such as team travel, equipment, and scheduling for men's basketball, interface with the Old Dominion Athletic Foundation as it relates to donors and fundraising events for men's basketball and acts as the liaison with other campus and department areas.

While at American, Donohue was involved in all aspects of the American program, including on-court coaching, game and practice planning and recruiting. He worked with players in both team settings and on an individual basis to help them improve their playing skills. Donohue's role also included scouting opponents for upcoming games, arranging and editing scouting films, writing scouting reports and coaching scout teams during practice. He also worked with evaluating and recruiting new players for the team. In addition, he was in charge of overseeing and administering the team's budget.

During his tenure at American, he helped develop two Patriot League Players of the Year, two Patriot League Rookies of the Year, 11 All-Patriot League First Team selections, seven All-Patriot League second team selections and 12 Patriot League All-Tournament Team selections. Donohue also helped lead the Eagles to two Patriot League Championships and NCAA Tournament appearances, four Patriot League regular season championships, five Patriot League Championship game appearances and 20-win seasons in four of the last six years.

Prior to his appointment at American, Donohue spent two seasons as an administrative assistant for the men's basketball program at Boston University. His duties with the Terriers included travel and transportation organization, film exchange policy and personnel management. He also helped direct the BU summer basketball camps.

Donohue is no stranger to head coach Jeff Jones' successful system, after serving on his staff at the University of Virginia. During Jones' tenure at Virginia, Donohue served the program in several different capacities, beginning as a student manager in 1993 and continuing through 1998.

Donohue earned a bachelor of arts degree in history from Virginia in 1997. He attended Regis High School in New York City, where he played point guard on the 1993 championship team and 1992 runners-up for the New York State Class C title.

Donohue and his wife, the former Erika Helmrich, an American alumnae and former lacrosse player for the Eagles, have two daughters, Molly and Nora.





# STAFF

## **KEN BROWN** - *CHIEF OF STAFF*



Brown, who joined Old Dominion in 2011, stepped into the newly-created role of Chief of Staff in 2021 and will assist the athletic director with special projects and personnel. Brown oversees sports medicine and the tennis center and is the day-to-day contact for all sports administration. He will continue to oversee all business functions of the department.

He served as the athletic director at Lambuth University prior to ODU.

Brown led an NAIA, Division I program with 11 sports at Lambuth, located in Jackson, Tenn. He served as the Deputy Athletic Director at Ball State from 1991-2007 where he served as the department's chief financial officer and oversaw the internal operations of the athletic department. Brown also served as the Director of Ticket Operations at the University of North Carolina from 1983-1991.

Brown is a graduate of Eastern Kentucky University and holds a master's degree in educational administration from Xavier University and a master's degree in sports administration from Ohio University.

## **BRUCE STEWART** - *DEPUTY ATHLETIC DIRECTOR & CHIEF OPERATING OFFICER*



Bruce Stewart is Old Dominion's Deputy Athletic Director and Chief Operating Officer. He enters his 15th year with the university. Stewart spearheaded the Monarchs' revival of the football program which has become the model for start-up football programs across the country and helped elevate ODU from FCS to FBS. In addition to his responsibilities with the Monarch football program, Stewart also serves as the primary administrator for, men's & women's tennis, men's basketball, as well as overseeing the functional areas of Strength & Conditioning, Equipment Operations, Events and Facilities.

Stewart attended Morehouse College in Atlanta, earning his bachelor of arts in psychology in 1994. He furthered his educational training at The Ohio State University by completing a J.D./M.A. degree program, a four-year program that combined studies in law with sport management. While completing his law and master's degree, he was published in *The Journal of Sport Management* and *The Journal of Legal Aspects of Sport*. He was a three-sport standout in high school at the Columbus Academy, competing in football, basketball and track.

Stewart attended Morehouse College in Atlanta, earning his bachelor of arts in psychology in 1994. He furthered his educational training at The Ohio State University by completing a J.D./M.A. degree program, a four-year program that combined studies in law with sport management. While completing his law and master's degree, he was published in *The Journal of Sport Management* and *The Journal of Legal Aspects of Sport*. He was a three-sport standout in high school at the Columbus Academy, competing in football, basketball and track.

# BASKETBALL STAFF

## **JASON MITCHELL** - *Associate Head Athletic Trainer*



Jason Mitchell began at Old Dominion as an assistant athletic trainer in 2007. He currently works with the men's basketball and men's golf teams.

Mitchell served as the Assistant Athletic Trainer at the University of Texas at San Antonio for the 2006-07 year. He also served as a graduate Assistant Athletic Trainer at ODU from 2004-06. Mitchell was an athletic training intern at the Dallas Cowboys training camp in 2002 and 2003.

He is a member of the National Athletic Trainers' Association, Mid Atlantic Athletic Trainers' Association and Virginia Athletic Trainers' Association. Jason has awards from the American College of Sports Medicine (Texas Chapter in 2004), National Athletic Trainer's Association (2003), Southwest Athletic Trainers' Association (2002 & 2003).

Jason graduated from Southwestern University with a degree in Kinesiology in 2004 and holds a master of science in education from Old Dominion University in 2006. Jason and wife Katie reside in Norfolk.

## **TIM SOCHA** - *Director of Sports Performance*



A veteran of over 20 years as a strength and conditioning coach on the university level, Tim Socha joins the Old Dominion Athletic Department as Director of Sports Performance – Olympic Sports. He will work with men's basketball, men's and women's soccer along with men's and women's golf.

Socha joins the Monarchs after eight years as the Head Strength and Conditioning Coach for Football at the University of Washington. He was responsible for overseeing the design, implementation and organization of the strength and conditioning program for football.

While with the Huskies, the football program won two Pac-12 championships, a North Division championship and appeared in a New Year's Six Bowl for three straight years. In that stretch was the 2016 season when the Huskies made the College Football Playoff and participated in the Peach Bowl. He was named National Strength Coach of the Year by Footballscoop.com in 2016.

Socha came to Washington after eight seasons at Boise State as the Broncos' head strength and conditioning coach. He joined the Boise program prior to the 2006 season, just in time for the Broncos' 13-0 season that was capped with an historic win over Oklahoma in the Fiesta Bowl. In 2009 he was named Samson Strength and Conditioning Coach of the Year.

Also, while at Boise State he implemented strength and conditioning programs for football as well as men's and women's basketball.

Before heading to Boise State, Socha spent two years as assistant director of strength and conditioning for football at Louisville. The Cardinals went to bowl games in each of his two seasons there, going 20-4 during his time.

Prior to going to Louisville, Socha worked as a strength coach at Wyoming for three seasons and as a graduate assistant at Auburn from 1999 to 2001.

A four-year letterman offensive lineman at Minnesota (1995-98), Socha earned a bachelor's degree in kinesiology with a minor in coaching in 1999. He also received a master's degree in exercise physiology from Auburn in 2001. After finishing his college career with the Golden Gophers, Socha began his coaching career as a student assistant in the weight room following his senior season.

Socha and his wife Jessica are the parents of a daughter, Alexa, and a son, A.J.

# BASKETBALL SUPPORT STAFF



## AMY LYNCH

ACADEMIC ADVISOR

Amy Lynch is in her fourth year as an Athletic Academic Advisor at Old Dominion and fifth year working in the Athletics department at ODU. She serves as the academic advisor for men's basketball, baseball and men's and women's tennis. In this role she supports the student athletes with their academic and personal development, tracking and coordinating academic progress to make sure that all academic expectations are met.

In 2019, Lynch assumed the role of the Community Engagement Coordinator Position for ODU Athletics. She works with student-athletes to plan, track and coordinate all community outreach opportunities within athletics.

Prior to coming to ODU, Amy served as the Director of Athletics at Saint Patrick Catholic School for 10 years. She also taught elementary Health and Physical Education there from 2009-2017.

Amy is a 1996 graduate of the University of Mary Washington with a B.S. in biology where she played field hockey from 1992-1996 and played in the Division III 1993 National Championship Game.



## DREW LAKEY

VIDEO COORDINATOR

Drew Lakey was named the Video Coordinator prior to the 2021-22 season, having previously served as graduate assistant and head manager for the Monarchs.

As a senior guard for Old Dominion in 2019-20, Lakey appeared in five contests making one start.

Prior to transferring to ODU, Lakey walked onto UVA's team for the 2017-18 season, when the Cavaliers won the ACC regular season and tournament.

Lakey graduated from the University of Virginia with a B.A. in Government and a Minor in Entrepreneurship (McIntire School of Commerce) and from ODU with a Master's degree (M.S.) in Sport Management.

Lakey attended Thomas Edison High School, where he was the AAA Northern Region Three-Point champion.




## CHRIS TALEGHANI

DIRECTOR OF SOCIAL MEDIA AND CREATIVE

Chris Taleghani joined the ODU Basketball program before the 2021-22 season after graduating from VirginiaTech with a degree in sports media analytics and a minor in marketing in 2021.

He interned with the Hokies men's basketball program as a videographer for the 2018-19 season.

Taleghani is responsible for creative content specific to the Monarchs men's basketball team on and off the court, while managing all of their social media platforms.



# WHY MONARCHS



For many years, the athletic teams of the Norfolk Division of the College of William & Mary (as Old Dominion was formerly called) were known as the Braves. This was a derivation of the William & Mary nickname of Indians. As Old Dominion achieved its own four-year status and saw its enrollment surpass that of its Williamsburg neighbor, it was no longer suitable or acceptable to have its teams called the Braves.

The name Monarchs evokes much of the early history of the Commonwealth of Virginia and of Old Dominion's mother institution, the College of William and Mary. The nickname "Old Dominion" was first coined to the Virginia colony by King Charles II after Virginia's loyalty to the crown during the English Civil War. Furthermore, William III and Mary II, whose patronage helped found the College of William and Mary in Virginia in 1693, ruled England at the invitation of Parliament as "joint monarchs."

The Monarch used by Old Dominion has a royal crown on a lion's head, representing an historic past and a strong future.



# NOTABLE ALUMS



**Dave Twardzik '72**  
ODU HOF and NBA Champion



**Samantha Salvia '96**  
ODU's First Rhodes Scholar




**Nancy Lieberman '80**  
Basketball Hall of Famer  
NBA Assistant Coach



**Justin Verlander '04**  
Pitcher for the Houston Astros



**Jay Harris '87**  
ESPN Sportscaster



**Michael J. Bloomfield '93**  
NASA Astronaut




**Anne Donovan '83**  
Basketball Hall of Famer  
Olympic Gold Medalist



**Wilbert James, Jr. '78**  
President of Toyota Motor  
manufacturing




**Kenneth Samet '80**  
President & CEO of  
MedStar Health



**Kent Bazemore '12**  
Guard for the Los Angeles Lakers



**Ben Bailey '09**  
Comedian



**Tony Brothers '86**  
NBA Referee




# MEET THE MONARCHS



# PJ GILL - *Senior • Guard*

# #13



Hometown: **Virginia Beach, Va.**  
High School: **Princess Anne**  
Previous School: **Johnson & Wales (NC)**  
Height / Weight: **5-11/165**

**2021-22:** Played in 10 games ... Had one rebound against Manhattan (11/15), Indiana State (11/18) and Florida Atlantic (2/24) ... Scored two points at Louisiana Tech (3/2).


**2019-20 (Sophomore at Johnson & Wales):** Appeared in 24 contests, making six starts ... Averaged 15.5 minutes, 4.7 points, 1.3 rebounds, 1.0 assist and 0.9 steals per outing.

**2018-19 (Freshman at Johnson & Wales):** Appeared in 32 games, making 15 starts ... Scored 14 points vs. Penn State-York in the USCAA Division II National semifinals ... Dished out six assists vs. Mid-Atlantic Christian ... Grabbed six rebounds against Hiwassee.

**PREP:** Lettered at Princess Anne High School ... Played AAU basketball for Boo Williams.

**PERSONAL:** Son of Hope Little.

# PJ GILL - *Senior • Guard*



# TYREEK SCOTT-GRAYSON - *Senior • Guard*



Hometown: **Brick, N.J.**  
High School: **Suffield Academy**  
Previous School: **UAB/Northeastern**  
Height / Weight: **6-5/175**

# **11**

**2021-22 (NORTHEASTERN):** Was only able to play six games this season due to injury but started in four of those...Shot 86% from the free-throw line this season with his best performance from the line coming against Elon where he went 6 of 6...Through 6 games, Tyreek was able to record a total of 74 points, 32 rebounds, and 15 assists...Best game of the season came against Davidson (12/12) tallying 20 points, 5 assists, 6 rebounds, a block and a steal

**AT UAB (2018-21):** Started in 49 of 95 games played...Averaged 8.1 points, 3.3 rebounds and 1.6 assists per game...Shot 34 percent from behind the arc (97-for-282)...Tallied a career-high 30 points vs. Rice (2/6/20), going 5-for-8 from beyond the arc...Grabbed a career-best 11 rebounds vs. Marshall (1/11/20)...Handed out a career-high 9 assists vs. Montevallo (12/14/19)...Led team with 16 points vs. No. 13 Florida State (11/22/18)...Tallied 36 double-figure scoring games.

**PREP:** Lettered in basketball at Suffield Academy in Suffield, Conn. ... Named All-NEPSAC first team ... Averaged 16.0 points, 6.0 rebounds and 4.0 assists per game ... Helped lead team to 20-4 overall record, including a No. 8 state ranking and a league title with a record of 13-1.

**PERSONAL:** Born Sept. 4, 1998 ... Son of Makiesha Scott ... Sister Honesty is a guard on the Auburn women's basketball team and is a 2018 McDonalds All-American, Naismith Trophy National High School All-American and won a bronze medal with USA Basketball U16 National Team in 2015.



# TYREEK SCOTT-GRAYSON - *Senior • Guard*



# BEN STANLEY - Senior • Forward



# #12

Hometown: **Baltimore, Md.**  
High School: **Millwood**  
Previous School: **Hampton/Xavier**  
Height / Weight: **6-7 / 235**

**2021-22 (at Xavier):** Played in nine games ... Made his first start as a Musketeer in the win over Virginia Tech on Nov. 26 ... Saw his first regular season action since suffering his ACL injury last January, contributing five points, five rebounds, two assists and a block in 17 minutes of action vs. Norfolk State on Nov. 21.

**2020-21 (at Xavier):** Became eligible prior to the Marquette game on Dec. 20 ... Had nine points in 13 minutes at Creighton on Dec. 23 and 12 points on 5-7 shooting in 12 minutes vs. Seton Hall on Dec. 30 ... Suffered a season-ending ACL injury the next game vs. St. John's on Jan. 6.

**2019-20 (at Hampton):** 2019-20 First Team All-Big South Conference selection ... 2020 Big South All-Tournament Team ... VaSID All-State Second Team ... BoxToRow HBCU All-America Team ... Played in all 34 games, starting 33 times ... Averaged 22.0 points per game, ranking tied for eighth in the final NCAA Division I rankings in scoring; second on the Hampton team in scoring to senior Jermaine Marrow, who was third in the nation at 24.8 ppg. ... Led the team in rebounding at 7.2 per game (second in the Big South) and in blocks at 1.5 per game (second in the Big South) ... Shot 57.4 percent from the field (second in the Big South) ... Scored in double figures in 32 of the 34 games, including 25 games with at least 20 points ... Had 12 games with 25 points or more, including a career-high 40 points to go with 11 rebounds against Howard on Dec. 5 ... Recorded a pair of 33-point games against Saint Peter's on Dec. 28 and UNC Asheville on Jan. 18 ... Posted eight double-doubles in scoring-rebounding ... Grabbed a career-high 13 rebounds on three occasions: Richmond on Dec. 3, Charleston Southern on Jan. 4 and Longwood on Jan. 11 ... Split a pair of games against Big South foe Gardner-Webb and future teammate Nate Johnson, averaging 19.5 points and 6.5 rebounds for the two games ... Basketball coach: Edward Joyner, Jr.

**2018-19 (at Hampton):** Averaged 4.4 points and 2.9 rebounds for the Pirates ... Saw action in 33 of Hampton's 35 games, while starting two ... Scored a season high of 14 points against USC Upstate on Jan. 24, hitting all six of his shots from the field ... Posted a double-double with 13 points and a season-high of 10 rebounds against Regent on Dec. 1 ... Shot 59.0 percent (59-of-100) from the floor ... Second on the team in blocked shots with 15 ... Basketball coach: Edward Joyner, Jr.

**AT MILLWOOD HIGH SCHOOL:** Played basketball as a freshman, junior and senior at Millwood High in Millwood, Va. ... Averaged 15 points, eight rebounds, and three assists a game in his senior season ... Averaged 12.5 points and five rebounds as a junior.

# BEN STANLEY - *Senior • Forward*



# TRE BROWN - *Senior • Guard*



# #15

Hometown: **Tacoma, Wash.**  
High School: **Lincoln**  
Previous School: **Drexel**  
Height / Weight: **6-1/165**

**2021-22 (at Drexel):** Came off the bench in 27 games...averaged 2.6 points...shot .406 from the floor and handed out 19 assists...scored a season-high 11 points at Abilene Christian in 20 minutes...matched that total with 11 points on 4-for-7 shooting at William & Mary...made eight of his 11 free throw attempts.

**2020-21 (at Colorado St. Pueblo):** Averaged 14.3 points per game at Colorado State Pueblo, which was second on the team...started all 10 games he played in and had four performances of 20 points or more...shot 86 percent from the free throw line and handed out 2.8 assists per game...played in 61 games over two seasons for Coastal Carolina before transferring to Colorado Stated Pueblo.


## **2019-20 redshirt**

**2018-19 (at Coastal Carolina):** Played in 31 games and drew 10 starting assignments...averaged 4.2 points and 1.4 assists per game...was 23-for-50 (.460) from behind the arc...had a career-high 24 points against Wofford and was 5-for-5 from long range in the game...scored 10 points or more six times, including a 16-point performance at the College of Charleston...handed out seven assists against Hampton...grabbed seven rebounds against South Carolina.


**2017-18 (at Coastal Carolina):** Appeared in 30 games in his first season...scored a season-high 12 points at Texas Arlington...finished the year shooting 42 percent from the floor and 40 percent from long range...shot 86 percent at the free throw line...scored nine points at Texas State...also scored eight points on three different occasions...handed out five assists at Arkansas State...ended his first year averaging 2.5 points per game.

**Personal:** Earned his undergraduate degree from Colorado State Pueblo in criminology...graduated from Lincoln High School in Tacoma, Wash....son of David Brown.

# TRE BROWN - *Senior • Guard*



# MEKHI LONG - Junior • Guard



# #0


Hometown: **Bryans Road, Md.**  
High School: **Bishop McNamara**  
Previous School: **Rhode Island**  
Height / Weight: **6-7/200**

**2021-22:** Played in all 32 games with 31 starts ... Averaged 8.3 points and was third on the team in rebounding at 6.8 per game ... Made his mark on the defensive end leading the team in steals (52). Finished the year ranked in the top 15 in C-USA in: steals (6th), rebounding (11th), minutes played (12th) and blocked shots (15th) ... Scored in double figures 11 times with a season high 18 points against Longwood (11/26) ... Had the game-winning layup at the buzzer to beat eventual NCAA Tournament qualifier Longwood ... Went for 14 points and a career-high 13 rebounds in conference opener at FIU (12/30) ... Matched those 13 rebounds in home win over Marshall (2/3) ... Scored 17 points and had career-high five steals in home win over C-USA Tournament winner UAB (2/13).

**2020-21:** Appeared in 19 contests, making three starts and averaging 17.2 minutes per outing ... Averaged 4.7 points and 3.4 rebounds per game ... Scored a season high nine points at UAB ... Grabbed a career high nine rebounds against Marshall.

**2019-20 (Freshman at Rhode Island):** Appeared in all 30 games, making one start ... Averaged 3.1 points and 2.3 rebounds per game ... Scored a career-high 13 points to go with three rebounds and two steals at Fordham.

# MEKHI LONG - *Junior • Guard*



# JASON WADE - *RS Junior • Guard*



Hometown: **Richmond, Va.**  
High School: **Trinity Episcopal**  
Height / Weight: **6-4 / 244**  
Major: **Communication**

# #1

**2020-21/2021-22:** Sat out due to season ending injury.

**2019-20:** Appeared in 20 contests, making 12 starts before suffering season ending injury ... Led the team in steals with 52, averaging 2.6 per game ... Despite his season being cut short, his 52 total steals ranked 94th nationally and third within the conference ... Averaged 10.9 points and 5.5 rebounds per contest ... His six steals against at Northern Iowa were the second most by a C-USA player this season ... Poured in a career-high 23 points against Charlotte (1/20/20) ... Hauled down a career-high 10 rebounds at Western Kentucky (1/16/20).

**2018-19:** Appeared in all 35 contests as a true freshman, making one start ... Second on the squad for steals with 33 ... His 55 assists were the third most on the team ... Averaged 4.0 points, 3.6 rebounds in 19.0 minutes of work ... Rejected 13 shots on the season ... Scored a career-high 11 points at Middle Tennessee ... Hauled down a career-high eight rebounds at FAU ... Dished out a career-high five assists at UTSA ... Recorded six steals at Charlotte ... Named to the Conference USA Honor Roll for maintaining a cumulative grade point average of 3.0 or better.

**PREP:** Rated the No. 9 player in Virginia by the recruiting website 247sports.com ... Helped lead Trinity to the Virginia Independent Schools Athletic Association (VISAA) Division I state title under head coach Rick Hamlin ... Scored over 2,000 points for his high school career ... Three-time conference player of the year ... Two-time prep league champ ... Two-time VISAA First Team ... First Team All-Metro in Richmond ... Played for the Boo Williams team in the Nike Elite Youth Basketball League ... Also attended Hanover High School from 2014-16.

**PERSONAL:** Son of ODU alum Ronnie and Linda Wade ... Ronnie was a former Old Dominion forward from 1982-86 ... Has one older brother, Jordan, who is a student-manager for the ODU basketball team ... Member of Fellowship of Christian Athletes, Spanish Club and Future Business Leaders of America in high school ... Enjoys fishing in his free time ... Wants to become a college basketball coach when his playing days are over.




# JASON WADE - *RS Junior • Guard*



# CHARLES SMITH IV - *Junior • Guard*

# #22



Hometown: **Atlanta, Ga.**  
High School: **Wheeler**  
Height / Weight: **6-5/185**  
Previous School: **SMU**

**2021-22:** Played in 25 games with six starts ... Averaged 17.5 minutes per game ... Scored in double figures four times topped by a career-high 15 points in home win over FIU (2/24) ... Had 12 points in consecutive games to close out Myrtle Beach Invitational against East Carolina (11/19) and Penn (11/21) ... Was season-best 4-for-8 from 3-point range against Penn ... Hauled in career-high nine rebounds against James Madison (11/13) ... On the year averaged 5.3 points and 1.9 rebounds per game.


**2020-21 (Sophomore at SMU):** Played in all 17 games, averaging 5.2 points, 1.4 rebounds in 14.8 minutes per game, while connecting on 44.7% from 3-point range, which ranked second in the American Athletic Conference ... In the season opener against Sam Houston State, he scored a career high 11 points and hauled down a career high five rebounds.

**2019-20 (Freshman at SMU):** Played in 22 games and averaged 1.3 points and 0.5 rebounds.

**PREP:** A four-star recruit by ESPN and the No. 31 ranked wing in the country according to ESPN. He was a consensus top 50 performer at the Pangos All-American Camp, where he led all prospects in three-point field goal percentage shooting 63.6% ... In 2018-19, he helped lead Wheeler High School to the 7A Georgia Quadrant 4 semifinal.

rcis • Returns

# CHARLES SMITH IV - *Junior • Guard*



# DERICKO WILLIAMS - *Junior • Forward*



# #23

Hometown: **Kinston, N.C.**  
High School: **Winston-Salem Prep Acad.**  
Previous School: **UNC Greensboro/Tallahassee CC**  
Height / Weight: **6-7 / 222**


**2021-22 (At Tallahassee CC):** Williams finished the year at Tallahassee CC as the Eagles' leading scorer averaging 11.4 points and a team best 7.7 rebounds per game...He shot 53.8% from the field, good for second in the Panhandle Conference and fifth in Region VIII... A defensive menace in the paint, Williams averaged 1.5 blocks per game, also the fifth highest in Region VIII...Williams scored a season high 23 points twice and was named First Team All-Panhandle Conference in 2021-22.

**2020-21 (At UNCG):** He previously attended UNC Greensboro where he saw action in 18 games during the 2020-21 season...Williams had a season best six points twice and four rebounds on three occasions...He joined UNCG after attending Winston Salem Prep as a senior and York Prep for his junior year where he averaged a double-double...Williams was the 10th-ranked player in North Carolina out of high school and had offers from Arkansas, Houston, Kansas State and North Carolina.

**MEKHI LONG** - *Sophomore • Guard/Forward*



# IMO ESSIEN - *Sophomore • Guard*



# #3

Hometown: **Wylie, Texas**  
High School: **Bishop Lynch**  
Height / Weight: **5-11 / 170**

**2021-22:** Saw action in all 32 games averaging seven minutes per game ... Scored season high five points twice against UTSA (1/13) and in the C-USA Tournament against UTEP (3/9) ... Against UTSA was 2-for-2 from floor, hit his only 3-pointer and dished out season high four assists ... Played season high 20 minutes at North Texas (1/22) ... Averaged 1.2 points and 0.8 assists per game.

**PREP:** Two-time All-State selection ... Eclipsed 1,000 Career Points ... 2021 Top 10 Player to Watch in Dallas Fort Worth (Dallas Morning News) ... Two-time TAPPS 6A Offensive MVP ... Played AAU ball for Texas Impact.

**IMO ESSIEN** - *Sophomore • Guard*



# D'ANGELO STINES - *Sophomore • Guard*



# #10


Hometown: **Columbia, Md.**  
High School: **Mount St. Joseph**  
Height / Weight: **6-2 / 180**

**2021-22:** Played in 27 games averaging nine minutes per contest ... Scored season high 13 points hitting 3-of-4 from 3-point range in 27 minutes at William & Mary (12/7) ... Opened his collegiate career with eight points in 12 minutes against Virginia Wesleyan (11/10) and scored that again at Richmond (12/19) ... Added nine points going 4-of-5 from the floor against VCU (12/11) ... Had season-high three rebounds at Rice (1/20) ... Dished out two assists at Richmond and at FIU (12/30) ... On the year averaged 2.0 points per game.


**PREP:** Baltimore Catholic League (BCL) Runner-Up ... All BCL Tournament Team ... Jr. Orange Bowl Champion ... Jr. Orange Bowl All-Tournament Team ... Played AAU ball for Mid-Atlantic Select.



**D'ANGELO STINES** - *Sophomore • Guard*



# CHAUNCE JENKINS - *Sophomore* • *Guard*



# #2

Hometown: **Newport News, Va.**

High School: **Menchville**

Previous School: **Wichita State**

Height / Weight: **6-4 / 175**

**2021-22 (at Wichita State):** Appeared in 19 games as a reserve shooting guard and averaged 2.2 points in 7.4 minutes...Posted career-highs in the Dec. 22 win over Prairie View with 11 points, three blocks and a pair of threes in 25 minutes...Put up eight points on 2-of-5 three-point shooting to go with a block and a steal in the Feb. 27 game at Memphis...In a Nov. 16 win over Tarleton and contributed five points, two steals and a pair of assists in 19 minutes...Named to the Spring Athletic Director's Honor Roll (3.0+ semester GPA).

**2020-21 (at Wichita State):** Appeared in five games as a true freshman...Totaled six points, two rebounds and two assists in 36 minutes...Made his collegiate debut against Emporia State (Dec. 18) and played 14 minutes...Logged 19 minutes and tallied six points and two assists in a win over Newman (Dec. 30...Appeared in three other games during conference play.

**High School:** Averaged 16 points and led Menchville High School to a 20-4 record and a district title as a senior in 2020...Second team Class 4A All-State selection...Peninsula District Player of the Year...Threw down a viral dunk in January, 2020 that landed him on SportsCenter's top-10... Coached by Lamont Strothers.

**Personal:** Son of Demeka Yarborough and Cecil Jenkins... Has a sister, Kennedy, and a brother, Jordan.

**CHAUNCE JENKINS** - *Sophomore • Guard*



# FAIZON FIELDS - *Sophomore • Forward*



Hometown: **Memphis, Tenn.**  
High School: **Houston**  
Previous School: **Chipola**  
Height / Weight: **6-10 / 225**

# #25

**2021-22 (at Chipola):** Fields averaged 9.6 points per game, 8.7 rebounds per game and hit 70% from the floor for Chipola (30-6) who advanced to the National Junior College Athletic Association (NJCAA) Division I National Semifinals...He was named to the All-Panhandle team and had season highs of 23 points and hauled in 20 rebounds in a game twice.

**FAIZON FIELDS** - *Sophomore • Forward*



# JADIN JOHNSON - *Freshman • Guard*




# #4

Hometown: **Omaha, Neb.**  
High School: **Millard North**  
Height / Weight: **6-3 / 180**  
Major: **Leadership**

**2021-22:** Redshirt

**PREP:** 247 Sports No. 27 Ranked Point Guard in Class of 2021 ... ESPN Top 50 Point Guard ... All-Conference Honoree ... All-State Team ... 2020 State Runner-Up ... Played AAU hoops for Omaha Sports Academy.

# JADIN JOHNSON - *Freshman • Guard*



# COOPER JONES - *Freshman • Guard*



# #30

Hometown: **Williamsburg, Va.**  
High School: **Walsingham Acad.**  
Height / Weight: **6-1 / 170**


**PREP:** Member of Tidewater Conference of Independent Schools power Walsingham Academy where he earned All-TCIS honors as a senior.



# COOPER JONES - *Freshman • Guard*



# **BRYCE BAKER** - *Freshman • Guard*



# #55

Hometown: **Mooreville, N.C.**  
High School: **Donda Academy**  
Height / Weight: **6-1 / 190**

**PREP:** Baker, who played AAU hoops for Team Charlotte, was named the Most Efficient Player on the Under Armour circuit in 2021 and was the highest rated isolation defender within the UA circuit. He shot 47.0% from three-point range, which was the highest percentage on the circuit. In 2020, Baker led Combine Academy to a state championship. In 2019, he helped lift Davidson Day High School to a state title. Baker finished his high school career at Donda Academy in Simi Valley, California.

**BRYCE BAKER** - *Freshman • Guard*



# 2022-23 BASKETBALL ROSTER

No.	Name	Pos.	Ht.	Wt.	Yr.	Hometown/High School/Previous School
0	Mekhi Long	G	6-7	200	Jr.	Bryans Road, Md. / Bishop McNamara HS / Rhode Island
1	Jason Wade	G	6-4	244	Jr.	Richmond, Va. / Trinity Episcopal HS
2	Chaunce Jenkins	G	6-4	175	So.	Newport News, Va. / Menchville HS / Wichita State
3	Imo Essien	G	5-11	170	So.	Wylie, Texas / Bishop Lynch HS
4	Jadin Johnson	G	6-3	180	Fr.	Omaha, Neb. / Millard North HS
10	D'Angelo Stines	G	6-2	180	So.	Columbia, Md. / Mount St. Joseph HS
11	Tyreek Scott-Grayson	G	6-5	181	Sr.	Brick, N.J. / Suffield Academy / Northeastern
12	Ben Stanley	F	6-7	235	Sr.	Baltimore, Md. / Millwood HS / Xavier
13	P.J. Gill	G	5-11	150	Sr.	Va. Beach, Va. / Princess Anne HS / Johnson & Wales (NC)
15	Tre Brown	G	6-1	165	Sr.	Tacoma, Wash. / Lincoln HS / Drexel
22	Charles Smith IV	G	6-5	185	Jr.	Atlanta, Ga. / Wheeler HS / Southern Methodist
23	Dericko Williams	F	6-7	222	Jr.	Kinston, N.C. / Winston-Salem Prep. Acad./Tallahassee CC
25	Faizon Fields	F	6-10	225	So.	Memphis, Tenn. / Houston HS /Chipola
30	Cooper Jones	G	6-1	165	Fr.	Williamsburg, Va. / Walsingham Academy
55	Bryce Baker	G	6-5	190	Fr.	Mooreville, N.C./Donda Academy

## Coaching Staff

**Jeff Jones** - Head Coach - 10th Season (Virginia '82)

**Chris Kovensky** - Assistant Coach – 4th Season as Assistant Coach (Albright '09)

**Jamal Robinson** - Assistant Coach - 1st Season (Virginia '97)

**Jordan Brooks** - Assistant Coach - 1st Season (Hampton '11)

**Kieran Donohue** - Special Assistant to Men's Basketball Coach - 9th Season (Virginia '97)

# 2022-23 SCHEDULE

<b>Wednesday, Nov. 2</b>	<b>vs. GNU (EXH)</b>	<b>7 PM</b>	
<b>Monday, Nov. 7</b>	<b>vs. UMES</b>	<b>7 PM</b>	<b>ESPN+</b>
Friday, Nov. 11	at Drexel	7 PM	FloSports
<b>Monday, Nov. 14</b>	<b>vs. Virginia Wesleyan</b>	<b>7PM</b>	<b>ESPN+</b>

*Shriners Children's Charleston Classic - Charleston, S.C.*

Thursday, Nov. 17	vs. Virginia Tech	2 PM	ESPN2
Friday, Nov. 18	vs. TBD	TBA	
Sunday, Nov. 20	vs. TBD	TBA	
<b>Saturday, Nov. 26</b>	<b>vs. East Carolina</b>	<b>7PM</b>	<b>ESPN+</b>
Tuesday, Nov. 29	at College of Charleston	7 PM	FloSports
<b>Saturday, Dec. 3</b>	<b>vs. Norfolk State</b>	<b>7PM</b>	<b>ESPN+</b>
<b>Wednesday, Dec. 7</b>	<b>vs. William &amp; Mary</b>	<b>7PM</b>	<b>ESPN+</b>
<b>Saturday, Dec. 10</b>	<b>vs. Gardner-Webb</b>	<b>8PM</b>	<b>ESPN+</b>
<b>Wednesday, Dec. 21</b>	<b>vs. George Mason</b>	<b>4PM</b>	<b>ESPN+</b>
<b>Thursday, Dec. 29</b>	<b>vs. Arkansas State*</b>	<b>7PM</b>	<b>ESPN+</b>
<b>Saturday, Dec. 31</b>	<b>vs. Louisiana*</b>	<b>2PM</b>	<b>ESPN+</b>
Thursday, Jan. 5	at Troy*	7PM	ESPN+
Saturday, Jan. 7	at Georgia Southern*	TBA	
<b>Thursday, Jan. 12</b>	<b>vs. Coastal Carolina*</b>	<b>TBA</b>	
Saturday, Jan. 14	at Marshall*	7PM	ESPN+
<b>Thursday, Jan. 19</b>	<b>vs. Georgia State*</b>	<b>7PM</b>	<b>ESPN+</b>
<b>Saturday, Jan. 21</b>	<b>vs. Appalachian State*</b>	<b>7PM</b>	<b>ESPN+</b>
Thursday, Jan. 26	at South Alabama*	8PM	ESPN+
Saturday, Jan. 28	at Coastal Carolina*	2PM	ESPN+
<b>Thursday, Feb. 2</b>	<b>vs. James Madison*</b>	<b>7PM</b>	<b>ESPN+</b>
<b>Saturday, Feb. 4</b>	<b>vs. Georgia Southern*</b>	<b>7PM</b>	<b>ESPN+</b>
Thursday, Feb. 9	at Georgia State*	7PM	ESPN+
Saturday, Feb. 11	at Texas State*	5PM	ESPN+
Thursday, Feb. 16	at James Madison*	7PM	ESPN+
Saturday, Feb. 18	at Appalachian State*	4PM	ESPN+
<b>Wednesday, Feb. 22</b>	<b>vs. Southern Miss.*</b>	<b>7PM</b>	<b>ESPN+</b>
<b>Friday, Feb. 24</b>	<b>vs. Marshall*</b>	<b>TBA</b>	

*Feb. 28 - Mar. 6: Sun Belt Conference Tournament (Pensacola, Fla.)*



The Sun Belt Conference (SBC) has established itself as a leader among intercollegiate athletics leagues since its move to the Football Bowl Subdivision (FBS) in 2001.

Founded in 1976, the Sun Belt now features 14 dynamic member institutions across 10 contiguous states. The Sun Belt boasts broad-based excellence across its 18 sponsored sports, in the classroom and in the communities across the league's footprint.

The 2022 campaign will mark the first as a 14-member football conference. In the College Football Playoff era (since 2014), the Sun Belt paces the FBS with a .649 bowl winning percentage. Consider the Sun Belt's impressive football accomplishments:

- The Sun Belt is home to three of the top-15 teams in the FBS in winning percentage since 2020 – more than the rest of the Group of Five combined: Louisiana (23-2, .920), Coastal Carolina (22-3, .880) and App State (19-7, .731).
- In 2021, three Sun Belt teams accumulated double-digit wins during the regular season for the first time in league history. Two programs (Coastal Carolina and Louisiana) finished in the final AP Poll, Coaches Poll and College Football Playoff Rankings for the first time in conference history.
- The Sun Belt had 17 student-athletes in 2021 combine to earn 42 All-America honors with eight programs producing at least one All-America honoree.
- The Sun Belt has had at least one selection in 14 consecutive NFL Drafts and has claimed multiple picks in 13 of the last 14. With five players taken by the 161st overall pick in the 2022 NFL Draft, that marked the fastest the Sun Belt reached five selections in conference history. Four times, the Sun Belt has produced six-or-more NFL Draft picks in a single year (2010, 2012, 2020, 2022).

The Sun Belt's success extends far beyond the football field and into a number of team and individual successes in each of its sports:

- The Sun Belt has been a multi-bid league in both baseball (4 in 2022) and softball (4 in 2021) over the past two seasons.
- Six Sun Belt men's basketball programs made postseason appearances in 2022.
- Melissa Jefferson of Coastal Carolina track & field is the reigning women's indoor 60-meter NCAA National Champion. She recently captured the 2022 U.S. Championship in the women's 100-meter dash, setting an all-times, all-time collegiate record for the women's 100 meters.
- The Sun Belt's nine men's soccer programs have combined for more than 100 all-time NCAA Tournament appearances.

The Sun Belt Conference is showcased nationwide through a media rights partnership with ESPN that runs through the 2030-31 academic year. The Sun Belt enjoyed a viewership of 18.2 million during the 2021 football season. During the 2021 regular season, three games featuring Sun Belt Conference teams surpassed one million viewers. Each of the four bowl games in which Sun Belt programs participated this past season also saw a viewership of greater than one million. For the 11th consecutive year in 2022, every Sun Belt home football game will appear on an ESPN platform.

The Sun Belt Conference has transitioned to a neutral-site model for many of its championship events to provide an enhanced experience for student-athletes and fans. Pensacola, Fla., will serve as home for the Sun Belt Men's and



Women's Basketball Championships through the 2024-25 season and ticket sales for that event increased 30 percent in 2022. Women's soccer (Foley, Ala.), volleyball (Foley, Ala.) and baseball (Montgomery, Ala.) have also established long-term agreements.

As part of the Sun Belt's commitment to racial justice, the conference launched BE THE CHANGE during the summer of 2020 – focusing attention on American civil rights, promoting civic engagement, and creating dialogue with law enforcement. The conference also established and encouraged its teams and fans to visit the Sun Belt Conference Civil Rights Trail, which highlights historic sites and landmarks found within the league's geographic footprint.

The Sun Belt supports more than 5,500 student-athletes in sponsoring 18 NCAA sports.

The Sun Belt's 14 member institutions are App State, Arkansas State, Coastal Carolina, Georgia Southern, Georgia State, James Madison, Louisiana, ULM, Marshall, Old Dominion, South Alabama, Southern Miss, Texas State and Troy.





2021-22 Old Dominion Men's Basketball  
Combined Team Statistics  
All games

**Game Records**

Record	Overall	Home	Away	Neutral
ALL GAMES	13-19	10-4	3-11	0-4
CONFERENCE	8-10	7-2	1-8	0-0
NON-CONFERENCE	5-9	3-2	2-3	0-4

**Score by Periods**

Team	1st	2nd	OT	TOT
Old Dominion	1008	1112	7	2127
Opponents	1054	1076	15	2145

**Team Box Score**

No.	Player				Total			3-Point		F-Throw		Rebounds					PF	DQ	A	TO	BLK	STL	PTS	AVG
		GP-GS	MIN	AVG	FG-FGA	FG%	3FG-3FGA	3FG%	FT-FTA	FT%	OFF	DEF	TOT	AVG										
25	KEYSER, C.J.	32-32	1058:42	33.1	181-437	.414	41-125	.328	53-65	.815	14	72	86	2.7	74	2	53	73	10	19	456	14.3		
23	TRICE, Austin	32-18	829:50	25.9	167-308	.542	0-2	.000	84-164	.512	92	195	287	9.0	73	2	36	52	17	18	418	13.1		
22	EZIKPE, Kalu	32-30	861:06	26.9	131-251	.522	1-10	.100	97-132	.735	68	159	227	7.1	85	3	50	57	36	27	360	11.3		
12	HUNTER, Jaylin	32-32	1103:60	34.5	105-275	.382	41-121	.339	59-70	.843	19	102	121	3.8	69	1	128	69	9	49	310	9.7		
0	LONG, Mekhi	32-31	1045:55	32.7	89-207	.430	9-36	.250	77-118	.653	78	141	219	6.8	83	3	46	46	25	52	264	8.3		
15	SMITH IV, Charles	25-6	436:47	17.5	46-136	.338	28-98	.286	13-18	.722	10	37	47	1.9	33	0	16	20	3	11	133	5.3		
11	OLIVER, A.J.	32-11	562:26	17.6	27-89	.303	11-56	.196	17-28	.607	15	48	63	2.0	60	1	32	25	4	15	82	2.6		
10	STINES, D'Angelo	27-0	249:44	9.2	20-60	.333	7-27	.259	7-9	.778	7	13	20	0.7	17	0	9	9	1	9	54	2.0		
20	MORRIS, Stephan	3-0	13:02	4.3	3-5	.600	0-0	.000	0-0	.000	0	2	2	0.7	3	0	1	1	0	0	6	2.0		
3	ESSIEN, Imo	32-0	224:43	7.0	15-34	.441	3-4	.750	5-6	.833	2	12	14	0.4	9	0	24	22	0	4	38	1.2		
2	O'CONNELL, Brady	5-0	20:20	4.1	2-4	.500	0-0	.000	0-0	.000	1	1	2	0.4	0	0	0	1	0	0	4	0.8		
13	GILL, P.J.	10-0	18:26	1.8	0-4	.000	0-1	.000	2-6	.333	1	2	3	0.3	1	0	0	0	0	1	2	0.2		
Team																								
Total		32	6425		786-1810	.434	141-480	.294	414-616	.672	366	830	1196	37.4	507	12	395	381	105	205	2127	66.5		
Opponents		32	6425		758-1811	.419	279-818	.341	350-516	.678	313	767	1080	33.8	503	8	416	360	86	178	2145	67.0		

**Team Statistics**

	ODU	OPP
<b>Scoring</b>	<b>2127</b>	<b>2145</b>
Points per game	66.5	67.0
Scoring margin	-0.6	-
<b>Field goals-att</b>	<b>786-1810</b>	<b>758-1811</b>
Field goal pct	.434	.419
<b>3 point fg-att</b>	<b>141-480</b>	<b>279-818</b>
3-point FG pct	.294	.341
3-pt FG made per game	4.4	8.7
<b>Free throws-att</b>	<b>414-616</b>	<b>350-516</b>
Free throw pct	.672	.678
F-Throws made per game	12.9	10.9
<b>Rebounds</b>	<b>1196</b>	<b>1080</b>
Rebounds per game	37.4	33.8
Rebounding margin	+3.6	-
<b>Assists</b>	<b>395</b>	<b>416</b>
Assists per game	12.3	13.0
<b>Turnovers</b>	<b>381</b>	<b>360</b>
Turnovers per game	11.9	11.3
Turnover margin	-0.7	-
Assist/turnover ratio	1.0	1.2
<b>Steals</b>	<b>205</b>	<b>178</b>
Steals per game	6.4	5.6
<b>Blocks</b>	<b>105</b>	<b>86</b>
Blocks per game	3.3	2.7
<b>Winning streak</b>	<b>0</b>	<b>-</b>
Home win streak	4	-
<b>Attendance</b>	<b>69741</b>	<b>43875</b>
Home games-Avg/Game	14-4982	14-3134
Neutral site-Avg/Game	-	4-1931

**Team Results**

Date	Opponent		Score	Att.
11/10/2021	Va. Wesleyan	W	80-60	6037
11/13/2021	at James Madison	L	53-58	5011
11/15/2021	Manhattan	W	79-58	4412
11/18/2021	vs Indiana St.	L	36-77	1237
11/19/2021	vs East Carolina	L	60-73	1183
11/21/2021	vs Penn	L	63-71	1101
11/26/2021	Longwood	W	62-61	4275
11/30/2021	at East Carolina	L	62-63	2250
12/04/2021	at George Mason	W	60-50	3529
12/07/2021	at William & Mary	W	74-59	2286
12/11/2021	VCU	L	66-75	7919
12/19/2021	at Richmond	L	61-67	6884
12/22/2021	Col. of Charleston	L	80-82	4272
12/30/2021	at FIU	W	82-77	158
01/13/2022	UTSA	W	83-51	4657
01/15/2022	UTEP	Lot	70-78	4528
01/20/2022	at Rice	L	69-77	1407
01/22/2022	at North Texas	L	56-69	3475
01/26/2022	at Charlotte	L	67-71	2561
01/29/2022	Charlotte	W	68-52	4632
02/03/2022	Marshall	W	79-64	4370
02/05/2022	Western Ky.	L	60-77	5914
02/08/2022	at Fla. Atlantic	L	62-81	1106
02/10/2022	at Middle Tenn.	L	48-63	3645
02/13/2022	UAB	W	81-72	3777
02/17/2022	at Marshall	L	63-67	3867
02/19/2022	at Western Ky.	L	64-73	5015
02/24/2022	Fla. Atlantic	W	70-51	4376
02/26/2022	FIU	W	83-63	5342
03/02/2022	at Louisiana Tech	L	54-67	2681
03/05/2022	Middle Tenn.	W	68-64	5230
03/09/2022	vs UTEP	L	64-74	4202







## 2021-22 Old Dominion Men's Basketball Combined Team Statistics In Conference games

Page 1/1  
as of Nov 21, 2022

### Game Records

Record	Overall	Home	Away	Neutral
ALL GAMES	8-10	7-2	1-8	0-0
CONFERENCE	8-10	7-2	1-8	0-0
NON-CONFERENCE	0-0	0-0	0-0	0-0

### Score by Periods

Team	1st	2nd	OT	TOT
Old Dominion	597	623	7	1227
Opponents	579	623	15	1217

### Team Box Score

No.	Player	Total			3-Point		F-Throw		Rebounds				PF DQ A TO BLK STL PTS AVG									
		GP-GS	MIN	AVG	FG-FGA	FG%	3FG-3FGA	3FG%	FT-FTA	FT%	OFF	DEF	TOT	AVG	PF	DQ	A	TO	BLK	STL	PTS	AVG
23	TRICE, Austin	18-17	552:35	30.7	123-226	.544	0-2	.000	51-101	.505	62	147	209	11.6	40	1	28	29	10	8	297	16.5
25	KEYSER, C.J.	18-18	588:39	32.7	100-253	.395	25-81	.309	26-33	.788	3	38	41	2.3	44	1	25	40	5	11	251	13.9
22	EZIKPE, Kalu	18-16	493:22	27.4	72-149	.483	1-8	.125	49-66	.742	37	88	125	6.9	47	1	29	34	11	12	194	10.8
12	HUNTER, Jaylin	18-18	625:27	34.7	63-143	.441	26-72	.361	29-32	.906	8	56	64	3.6	41	0	69	39	7	18	181	10.1
0	LONG, Mekhi	18-17	593:05	32.9	51-104	.490	6-18	.333	39-61	.639	44	82	126	7.0	42	1	30	27	8	34	147	8.2
15	SMITH IV, Charles	16-0	242:24	15.2	28-82	.341	16-56	.286	4-4	1.000	6	19	25	1.6	20	0	12	12	3	6	76	4.8
11	OLIVER, A.J.	18-4	296:46	16.5	12-35	.343	6-25	.240	15-24	.625	7	27	34	1.9	33	0	19	15	2	8	45	2.5
3	ESSIEN, Imo	18-0	129:16	7.2	10-17	.588	2-2	1.000	2-2	1.000	1	5	6	0.3	5	0	16	14	0	2	24	1.3
10	STINES, D'Angelo	15-0	86:14	5.7	4-19	.211	0-8	.000	0-1	.000	3	3	6	0.4	5	0	3	3	0	5	8	0.5
2	O'CONNELL, Brady	4-0	08:06	2.0	1-2	.500	0-0	.000	0-0	.000	0	0	0	0.0	0	0	0	1	0	0	2	0.5
13	GILL, P.J.	7-0	09:07	1.3	0-2	.000	0-0	.000	2-4	.500	1	0	1	0.1	1	0	0	0	0	0	2	0.3
Team											28	28	56				1					
<b>Total</b>		<b>18</b>	<b>3625</b>		<b>464-1032</b>	<b>.450</b>	<b>82-272</b>	<b>.301</b>	<b>217-328</b>	<b>.662</b>	<b>200</b>	<b>493</b>	<b>693</b>	<b>38.5</b>	<b>278</b>	<b>4</b>	<b>231</b>	<b>215</b>	<b>46</b>	<b>104</b>	<b>1227</b>	<b>68.2</b>
<b>Opponents</b>		<b>18</b>	<b>3625</b>		<b>430-1044</b>	<b>.412</b>	<b>161-482</b>	<b>.334</b>	<b>196-286</b>	<b>.685</b>	<b>166</b>	<b>431</b>	<b>597</b>	<b>33.2</b>	<b>271</b>	<b>3</b>	<b>226</b>	<b>182</b>	<b>49</b>	<b>103</b>	<b>1217</b>	<b>67.6</b>


### Team Statistics

	ODU	OPP
<b>Scoring</b>	<b>1227</b>	<b>1217</b>
Points per game	68.2	67.6
Scoring margin	+0.6	-
<b>Field goals-att</b>	<b>464-1032</b>	<b>430-1044</b>
Field goal pct	.450	.412
<b>3 point fg-att</b>	<b>82-272</b>	<b>161-482</b>
3-point FG pct	.301	.334
3-pt FG made per game	4.6	8.9
<b>Free throws-att</b>	<b>217-328</b>	<b>196-286</b>
Free throw pct	.662	.685
F-Throws made per game	12.1	10.9
<b>Rebounds</b>	<b>693</b>	<b>597</b>
Rebounds per game	38.5	33.2
Rebounding margin	+5.3	-
<b>Assists</b>	<b>231</b>	<b>226</b>
Assists per game	12.8	12.6
<b>Turnovers</b>	<b>215</b>	<b>182</b>
Turnovers per game	11.9	10.1
Turnover margin	-1.8	-
Assist/turnover ratio	1.1	1.2
<b>Steals</b>	<b>104</b>	<b>103</b>
Steals per game	5.8	5.7
<b>Blocks</b>	<b>46</b>	<b>49</b>
Blocks per game	2.6	2.7
<b>Winning streak</b>	<b>1</b>	<b>-</b>
Home win streak	4	-
<b>Attendance</b>	<b>42826</b>	<b>23915</b>
Home games-Avg/Game	9-4758	9-2657
Neutral site-Avg/Game	-	0-0

### Team Results


Date	Opponent		Score	Att.
12/30/2021	at FIU	W	82-77	158
01/13/2022	UTSA	W	83-51	4657
01/15/2022	UTEP	Lot	70-78	4528
01/20/2022	at Rice	L	69-77	1407
01/22/2022	at North Texas	L	56-69	3475
01/26/2022	at Charlotte	L	67-71	2561
01/29/2022	Charlotte	W	68-52	4632
02/03/2022	Marshall	W	79-64	4370
02/05/2022	Western Ky.	L	60-77	5914
02/08/2022	at Fla. Atlantic	L	62-81	1106
02/10/2022	at Middle Tenn.	L	48-63	3645
02/13/2022	UAB	W	81-72	3777
02/17/2022	at Marshall	L	63-67	3867
02/19/2022	at Western Ky.	L	64-73	5015
02/24/2022	Fla. Atlantic	W	70-51	4376
02/26/2022	FIU	W	83-63	5342
03/02/2022	at Louisiana Tech	L	54-67	2681
03/05/2022	Middle Tenn.	W	68-64	5230

# MONARCH MEMORIES




**Kenny Gattison '86**

“My most memorable moment, didn’t happen on the court. Coach Webb came to the N.C. All-Star game, and I rode back to Norfolk with him for freshman preview. I was asleep when we arrived. I awoke on Hampton Blvd. right in front of Webb Center. It was night, the campus was bright with lights. Just beautiful!! At that moment I knew not going to ACC and SEC schools was the right decision. It felt like a HOME!!!”



**Mark West '83**

“I have three memorable Monarch Moments. The first was when we beat the Russian National team 76-74 in overtime at Scope. They were the number one team in the world. The second was beating third ranked Syracuse at Scope and remembering how excited our fans and fellow students were after the game. Without question the next one was beating then number one ranked DePaul in the Chicago Horizon and handing them their first ever loss in that building. Away from the court, I would have to say was graduation day and walking across the stage with my cap and gown to receive my degree. I had a great experience at ODU.”




**Ronnie McAdoo '83**

“My fondest ODU Memory is the game vs Clemson at Little John Coliseum for the 2nd round of the NIT Tourney - we were tied at the end of regulation and with seconds left on the clock Bobby Haithcock threw up a shot and was fouled just as time expired and then with no time left on the clock went to the line and stuck a free throw for the win!”




**Odell Hodge '97**

“My most memorable moment as a Monarch was beating JMU in the 1997 CAA Finals my senior year in overtime. It was the first title I ever won as a player, high school or college. The other was graduating from ODU. That was the proudest moment for me and my family.”



**Cal Bowdler '99**

“As a senior in high school I had already committed to ODU and got to come to the ODU vs UNC game at the Scope. I remember thinking to myself “I can’t wait until I get the chance to play Carolina.” My senior year I had arguably the best game of my career against Carolina. Now that is a Monarch Memorable Moment.”



# RETIRED JERSEYS



## 5

**LEO ANTHONY**  
(1957-61)


Leo Anthony became the school's first All-American (third team) in 1959 when Old Dominion was known as the Norfolk Division of the College of William and Mary. Anthony concluded his career with 2,181 career points which is second on the school's all-time scoring list. His career average of 26.6 points is the best ever at Old Dominion. He holds the school record for career free-throws (643), and scored 35 or more points 12 times during his career. He broke the 30-point barrier 29 times. Anthony is a charter member in the Old Dominion Sports Hall of Fame in 1980.



## 32

**JOEL COPELAND**  
(1970-74)


Joel Copeland earned first-team All-American honors (1973-74) his senior year and second-team All-American honors as a junior. During his four-year career, Copeland scored 1,657 points and grabbed 929 rebounds. He still holds school records for points (682) and most field goals attempted (568) for a single season. Copeland was drafted in 1973 by the NBA New Orleans Jazz, and played professionally in Sweden from 1975-78. He was inducted into the Old Dominion Sports Hall of Fame in 1982. His jersey number 32 was retired.



## 44

**KENNY GATTISON**  
(1982-86)


Kenny Gattison was a two-time Sun Belt Conference All-Star and in 1986 was the league's Player of the Year. During his four seasons at Old Dominion, the Monarchs advanced to two NCAA Tournaments and two National Invitation Tournaments. Gattison still holds the Sun Belt career rebound mark of 963 which ranks him fourth on the Monarchs all-time list. He set the school's single season field goal percentage record of .637. He is currently eighth on the Old Dominion all-time scoring list with 1623. He is sixth in field goal percentage (.552) and played the most games (122). Gattison earned honorable mention All-American honors twice in 1985 and 1986. He was drafted in the third round by the Phoenix Suns. He was inducted into the ODU Sports Hall of Fame in 1991. His jersey number, 44, was retired at Scope in 1992. Kenny served as an assistant coach with the New Orleans Hornets for six years. Former assistant coach with the Atlanta Hawks.



## 14

**DAVE TWARDZIK**  
(1969-72)


Old Dominion's first ever first-team All-American (1972), Dave Twardzik holds several school assist records, including single-game (20) and single-season average (11.4), career assists average (10.7), single game free throws (24) and free throw attempts (26). A third-team All-American as a junior, Twardzik went on to play five years of professional basketball with the Portland Trailblazers, leading them to the 1977 world championship. He was inducted into the Old Dominion Sports Hall of Fame in 1981. His jersey number 14 was retired in 1972 in the Fieldhouse. Twardzik also played for the Virginia Squires of the now-defunct ABA. He was inducted into the Virginia Sports Hall of Fame in 1995.



## 52

**WILSON WASHINGTON**  
(1975-77)


Wilson Washington became Old Dominion's first Division I All-American in 1977 after earning Division II All-American honors in 1975 (third team) and in 1976 (first team). In two and a half years at Old Dominion, Washington scored 1,366 career points, grabbed 1,011 rebounds and blocked 363 shots. He grabbed a career high 24 rebounds against Roanoke in 1976. Washington was selected as the NCAA's Division II tournament's Most Valuable Player in 1975 when Old Dominion defeated New Orleans for the NCAA crown in Evansville, Indiana. A second-round draft pick by the Philadelphia 76ers (1977), Washington played two seasons for the New Jersey Nets. His jersey number, 52, was retired in 1978. He was inducted into the Old Dominion Sports Hall of Fame in 1983.



## 45

**MARK WEST**  
(1979-83)

Mark West was named honorable mention All-American by The Sporting News in 1981 and by the Associated Press in 1982 and 1983. He was also named by Basketball Weekly to its 1980 Freshman All-American squad. West led the nation in blocked shots twice and was a first team All-Sun Belt conference selection as a senior. He grabbed a career high 23 rebounds in 1980 against Texas Wesleyan. He is Old Dominion's all-time blocked shot leader with 446, second in career rebounds with 1,113 and in field goal percentage at .559. West began his NBA career with the Dallas Mavericks, played 17 years in the NBA and is now Assist. Coach with the Phoenix Suns. His jersey number 45 was retired in 1984 in Scope and the Petersburg, Virginia, native was inducted into the ODU Sports Hall of Fame in 1988 and inducted into the Virginia Sports Hall of Fame in 2006.



## 33

**ODELL HODGE**  
(1992-97)

Odell Hodge is one of only four Virginia Division I collegians to score over 2,000 career points and haul in over 1,000 career rebounds. Hodge was named CAA Player Of the Year and Tournament MVP in 1994 and 1997. In 1997, he was the recipient of the CAA's prestigious Dean Ehlers Award for his sportsmanship, leadership and community service. Hodge completed his career at ODU with 2,117 career points and 1,086 career rebounds. He was named to the CAA's All-Defensive squad in 1997 and ranks sixth all-time in CAA scoring, second only to David Robinson in career blocked shots with 286, and third in CAA history in rebounds. He also earned Associated Press Honorable Mention All-American honors and NABC first team All-District honors in 1997. Hodge was the CAA Rookie of the Year in 1993 and freshman All-American. Hodge was selected to the CAA's 25th Anniversary team and his jersey was retired at ODU on Feb. 13, 2010 at halftime of the George Mason contest. The Martinsville, Va. native was also the all-time scorer in Virginia High School league history.




## 24

**KENT BAZEMORE**  
(2008-12)

In 2011, Bazemore was named the Lefty Driesell National Defensive Player of the Year. He was named to the All-CAA Team in 2011 and 2012, while garnering All-Defensive Team honors in 2010, 2011 and 2012. Bazemore was named the CAA Defensive Player of the Year in 2011 and 2012. On ODU's all-time lists, Bazemore ranks first for most games played in a career with 140, tied for first for most wins in a career with 101, second for steals with 250 for a 1.8 average, 16th for assists with 379 for a 2.7 average and 21st for scoring with 1,416 total points for a 10.1 average.

Bazemore helped lead Old Dominion to back-to-back CAA Championships in 2009-10 and 2010-11. In the First Round of the 2010 NCAA Tournament, Bazemore and the Monarchs upset No. 6 seeded Notre Dame in New Orleans, giving ODU its first NCAA Tournament win since 1995. His jersey was honored on Dec. 10, 2016.

# NBA MONARCHS



Bazemore




## Kent Bazemore

Guard  
Los Angeles Lakers

- Was signed to the Los Angeles Lakers during the 2021-22 offseason
- Averaged 7.2 points, 3.4 rebounds, 1.6 assists and 1.0 steals per game last season
- Received the Phoenix Award - Atlanta's highest citizen honor - for his achievements and service to the city
- Has made his way in the NBA after being undrafted in 2012

### NBA STATS

YRS	GP	FG-FGA	PCT	3PT	PCT	FT	PCT	AST	ST	TP-AVG
10	618	1884-4529	.416	665-1867	.356	849-1173	.724	1120	633	5282-8.5



Bowdler




## CAL BOWDLER

- Selected in First Round -17th overall pick by Atlanta in 1999
- Career High Points: 15, twice in 2000-01
- Career High Rebounds: 8 vs. Milwaukee (3-25-01)

### CAREER TOTALS

YRS	GP	FG	PCT	3PT	PCT	FT	PCT	REB-AV	STL	BLK	TP-AVG
3	142	163	.404	2-11	.181	96	.768	272-1.9	42	45	424-3.0



Gatling




## CHRIS GATLING

- Selected in First Round -16th overall pick by Golden State in 1991
- Selected to 1997 NBA All-Star Game in Cleveland
- Led NBA in Field Goal Percentage (.633) in 1994-95
- Career High Points: 38 vs. Sacramento (1-10-01)
- Career High Rebounds: 20 vs. Utah (11-16-96)
- Played for Golden State, Miami, Dallas, New Jersey, Denver & Orlando

### CAREER TOTALS

YRS	GP	FG-FGA	PCT	3PT	PCT	FT	PCT	REBS-AVG	STL	BLK	TP-AVG
11	700	2804-5469	.513	50	.248	1574	.664	3741-5.3	464	375	7232-10.3



West




## MARK WEST

- Vice President of Player Programs for the Phoenix Suns
- Ranks second in NBA history in field goal percentage
- Led NBA in Field Goal Percentage (.625) in 1989-90
- Career High Points: 27 vs. Washington (11-1-86)
- Career High Rebounds: 24 vs. Milwaukee (12-8-89)
- Played for Dallas, Milwaukee, Cleveland (2), Phoenix(2), Detroit, Indiana, & Atlanta.

### CAREER TOTALS

YRS	GP	FG-FGA	PCT	3PT	PCT	FT	PCT	REBS-AVG	STL	TP-AVG
17	1080	2528-4356	.580	0-4	.000	1203-2117	.568	5349-5.0	1374	6259-5.8



Gattison




## KENNY GATTISON

- Selected in Third Round by Phoenix in 1986
- Charlotte's All-Time leading field goal shooter
- Career High Points: 29 in 1987
- Assistant Coach for New Jersey (1996-99) & New Orleans (2003-09)
- Played for Phoenix, Charlotte, & Vancouver

### CAREER TOTALS

YRS	GP	FG-FGA	PCT	FT	PCT	REBS	PCT	PTS-AVG
9	494	1536-2956	.519	850-1309	.649	2327-4.7	.327	3923-7.9



Twardzik



# DAVE TWARDZIK

- Asst. Coach of Detroit Pistons 2000-01
- Selected in Second Round by Portland (NBA) & Virginia (ABA) in 1972
- Starter for 1977 NBA Champion Portland Trailblazers
- Career High Points: 28 in 1976-77
- General Manager for Golden State 1995-97
- Interim Head Coach for Indiana in 1989
- Color analyst for ODU Basketball (2013-present)
- Selected in Second Round by Philadelphia in 1977

## CAREER TOTALS

YRS	GP	FG	PCT	FT	PCT	REB-AVG	AST	TP-AVG (NBA Career Total)		
4	280	891-1614	.552	880-1069	.823	611-2.2	940	2666-9.5		
YRS	GP	FG	PCT	3PT	PCT	FT	PCT	REB-AVG	AST	TP-AVG (ABA Career Total)
4	256	754-1476	.511	9-46	.196	776-949	.818	675-2.6	883	2311 9.0



Washington




# WILSON WASHINGTON

- Career High Points: 26 in 1978-79
- Played for Philadelphia & New Jersey
- Played in Holland & Italy

## CAREER TOTALS

YRS	GP	FG-FGA	PCT	FT	PCT	REBS-AVG	AST	TP-AVG
2	100	318-640	.497	95-157	.605	450-4.5	57	731-7.3



Davis



# MARK DAVIS

- Played for Phoenix & Milwaukee in 1988-89
- Career High Points: 17 in 1988-89
- Played in CBA, Spain, and Belgium

## CAREER TOTALS

YRS	GP	FG-FGA	PCT	3PT	PCT	FT	PCT	REBS-AVG	STL	BLK	TP-AVG
1	33	49-102	.480	1-9	.111	28-34	.824	37-1.1	1	4	127-3.8



Valentine



# RONNIE VALENTINE

- Career High Points: 9 in 1980-81
- Played in CBA, 1981-89
- Played in Phillipines & Columbia

## CAREER TOTALS

YRS	GP	FG-FGA	PCT	FT	PCT	REBS-AVG	AST	TP-AVG
1	24	37-98	.378	9-19	.474	30-1.3	7	84-3.5

## OTHER MONARCHS DRAFTED

**CLARENCE HANLEY ('86):** Fifth Round choice of the Detroit Pistons (NBA). Played in Paris, France in 1987 and in Switzerland in 1988. He return-ed to France in 1989, has played in Argentina and was voted the league MVP in 1993.

**RONNIE McADOO ('82):** Tenth Round draft choice of the Atlanta Hawks (NBA). Played in Italy in 1984 and in France from 1985-87.

**OLIVER PURNELL ('75):** Sixth Round draft choice of the Milwaukee Bucks (NBA).

**JOEL COPELAND ('74):** Fifth Round draft choice of the New Orleans Jazz (NBA). Played in Sweden, 1975-78.

**SKIP NOBLE ('71):** Draft by Mil-waukee Bucks (NBA).

**HARRY LOZON ('70):** 13th Round choice of the San Diego Rockets (NBA).

# OPPONENTS

## UMES

Nov. 7, Chartway Arena



Jason Crafton  
Head Coach

### General Information

Location: Princess Anne, Md.  
Enrollment: 1886  
Nickname: Hawks  
Colors: Maroon and Gray  
Conference: MEAC  
President: Dr. Heidi Anderson  
Athletic Director: Tara Owens  
Home Court: Hytche Athletic Center

### Coaching Staff

Head Coach: Jason Crafton  
School Record: 16-44  
Career Record: same  
Assistant Coaches: Kassim Kaba, Larry Roberson

### Team Information

2021-22 Record: 11-16  
Conference Record: 6-8  
Letterwinners Returning/  
Lost: 8/5  
Starters Returning/Lost: 4/1

### Series vs. ODU

ODU leads 10-0  
Last Meeting: 2019-20  
ODU won 76-52

## DREXEL

Nov. 11, at Drexel



Zack Spiker  
Head Coach

### General Information

Location: Philadelphia, Pa.  
Enrollment: 1891  
Nickname: Dragons  
Colors: Navy Blue and Gold  
Conference: CAA  
President: John A. Fry  
Athletic Director: Maisha Kelly  
Home Court: John A. Daskalakis Athletic Center

### Coaching Staff

Head Coach: Zack Spiker  
School Record: 76-103  
Career Record: 178-215  
Assistant Coaches: Will Chavis, Paul Fortier, Justin Jennings

### Team Information

2021-22 Record: 15-14  
Conference Record: 10-8  
Letterwinners Returning/  
Lost: 9/6  
Starters Returning/Lost: 3/2

### Series vs. ODU

ODU leads 12-9  
Last Meeting: 2012-13  
Drexel won 81-77

## VA. WESLEYAN

Nov. 14, Chartway Arena



Dave Macedo  
Head Coach

### General Information

Location: Virginia Beach, Va.  
Enrollment: 1,302  
Nickname: Marlins  
Colors: Dark Blue, Silver, Coastal Blue  
Conference: ODAC  
President: Scott D. Miller  
Athletic Director: Andrea Hoover-Erbig  
Home Court: Townebank Arena

### Coaching Staff

Head Coach: Dave Macedo  
School Record: 449-161  
Career Record: 449-161  
Assistant Coaches: Marcus Curry, D'Juan Tucker

### Team Information

2021-22 Record: 18-10  
Conference Record: 12-4  
Letterwinners Returning/  
Lost: 13/7  
Starters Returning/Lost: 2/3

### Series vs. ODU

ODU leads 2-0  
Last Meeting: 2021-22  
ODU won 80-60

## VA. TECH

Nov. 17, Shriners Children's  
Charleston Classic



Mike Young  
Head Coach

### General Information

Location: Blacksburg, Va.  
Enrollment: 37,000  
Nickname: Hokies  
Colors: Chicago Maroon and Burnt Orange  
Conference: ACC  
President: Dr. Tim Sands  
Athletic Director: Whit Babcock  
Home Court: Cassell Coliseum

### Coaching Staff

Head Coach: Mike Young  
School Record: 54-36  
Career Record: 354-280  
Assistant Coaches: Mike Jones, Christian Webster, Kevin Giltner

### Team Information

2021-22 Record: 23-13  
Conference Record: 11-9  
Letterwinners Returning/  
Lost: 6/6  
Starters Returning/Lost: 2/3

### Series vs. ODU

VT leads 13-8  
Last Meeting: 2007-08  
ODU won 72-69

## EAST CAROLINA

Nov. 26, Chartway Arena



Michael Schwartz  
Head Coach

### General Information

Location: Greenville, N.C.  
Enrollment: 29,131  
Nickname: Pirates  
Colors: Purple and Gold  
Conference: American  
President: Phillip Rogers  
Athletic Director: Jon Gilbert  
Home Court: Williams Arena at Minges Coliseum

### Coaching Staff

Head Coach: Michael Schwartz  
School Record: 1st yr  
Career Record: 1st yr  
Assistant Coaches: Jake Morton, Riley Davis, Nick Matson

### Team Information

2021-22 Record: 8-11  
Conference Record: 2-10  
Letterwinners Returning/  
Lost: 6/9  
Starters Returning/Lost: 1/4

### Series vs. ODU

ODU leads 38-16  
Last Meeting: 2021-22  
ECU won 63-62

## COLLEGE OF CHARLESTON

Nov. 29, Charleston



Pat Kelsey  
Head Coach

### General Information

Location: Charleston, S.C.  
Enrollment: 11,942  
Nickname: Cougars  
Colors: Maroon and White  
Conference: CAA  
President: Andrew T. Hsu  
Athletic Director: Matt Roberts  
Home Court: TD Arena

### Coaching Staff

Head Coach: Pat Kelsey  
School Record: 17-15  
Career Record: 203-110  
Assistant Coaches: Thomas Carr, Brian Kloman, Michael Cassidy

### Team Information

2021-22 Record: 17-015  
Conference Record: 6-4  
Letterwinners Returning/  
Lost: 2/3

### Series vs. ODU

College of Charleston leads 3-0  
Last Meeting: 2021-22  
CofC won 82-80

# OPPONENTS

## NORFOLK STATE

Dec. 3, Chartway Arena



Robert Jones  
Head Coach

### General Information

Location: Norfolk, Va.  
Enrollment: 5,458  
Nickname: Spartans  
Colors: Green and Gold  
Conference: MEAC  
President: Dr. Javaune Adams-Gaston  
Athletic Director: Melody Webb  
Home Court: Echols Hall

### Coaching Staff

Head Coach: Robert Jones  
School Record: 166-126  
Career Record: same  
Assistant Coaches: Jamal Brown, C.J. Clemons, Leonard Fairley

### Team Information

2021-22 Record: 24-7  
Conference Record: 12-2  
Letterwinners Returning/  
Lost: 12/1  
Starters Returning/Lost: 4/1

### Series vs. ODU

ODU leads 14-6  
Last Meeting: 2020-21  
ODU won 80-66

## WILLIAM & MARY

Dec. 7, at W&M



Dane Fischer  
Head Coach

### General Information

Location: Williamsburg, Va.  
Enrollment: 8,817  
Nickname: Tribe  
Colors: Green and Gold  
Conference: CAA  
President: Katherine Rowe  
Athletic Director: Brian Mann  
Home Court: Kaplan Arena

### Coaching Staff

Head Coach: Dane Fischer  
School Record: 32-47  
Career Record: 32-47  
Assistant Coaches: Mike Howland, Julian Boatner, Nate Bollinger

### Team Information

2021-22 Record: 5-27  
Conference Record: 4-14  
Letterwinners Returning/  
Lost: 4/10  
Starters Returning/Lost: 2/3

### Series vs. ODU

ODU leads 70-22  
Last Meeting: 2021-22  
ODU won 74-57

## GARDNER-WEBB

Dec. 10, Chartway Arena



Tim Craft  
Head Coach

### General Information

Location: Boiling Springs, N.C.  
Enrollment: 3,393  
Nickname: Runnin' Bulldogs  
Colors: Red, Black & White  
Conference: Big South  
President: Dr. William Downs  
Athletic Director: Dr. Andrew T. Goodrich  
Home Court: Paul Porter Arena

### Coaching Staff

Head Coach: Tim Craft  
School Record: 156-134  
Career Record: same  
Assistant Coaches: Jeremy Luther, Jake Delaney, Andrew Brown

### Team Information

2021-22 Record: 18-13  
Conference Record: 11-5  
Letterwinners Returning/  
Lost: 9/6  
Starters Returning/Lost: 2/3

### Series vs. ODU

ODU leads 2-0  
Last Meeting: 2014-15  
ODU won 58-46

## GEORGE MASON

Dec. 21, Chartway Arena



Kim English  
Head Coach

### General Information

Location: Fairfax, Va.  
Enrollment: 39,510  
Nickname: Patriots  
Colors: Mason Green and Mason Gold  
Conference: A10  
President: Gregory Washington  
Athletic Director: TBD  
Home Court: EagleBank Arena

### Coaching Staff

Head Coach: Kim English  
School Record: 14-16  
Career Record: 14-16  
Assistant Coaches: Dennis Felton, Duane Simpkins, Nate Tomlinson

### Team Information

2021-22 Record: 14-16  
Conference Record: 7-9  
Letterwinners Returning/  
Lost: 7/8  
Starters Returning/Lost: 3/2

### Series vs. ODU

ODU leads 37-22  
Last Meeting: 2021-22  
ODU won 60-50

## ARKANSAS ST.

Dec. 29, Chartway Arena



Mike Balado  
Head Coach

### General Information

Location: Jonesboro, Ark.  
Enrollment: 13,772  
Nickname: Red Wolves  
Colors: Scarlet and Black  
Conference: Sun Belt  
President: Dr. Charles Welch  
Athletic Director: Jeff Purinton  
Home Court: First National Bank Arena

### Coaching Staff

Head Coach: Mike Balado  
School Record: 69-80  
Career Record: same  
Assistant Coaches: Brent Crews, Casey Stanley, Ian Young

### Team Information

2021-22 Record: 18-11  
Conference Record: 11-3  
Letterwinners Returning/  
Lost: 7/8  
Starters Returning/Lost: 1/4

### Series vs. ODU

ODU leads 1-0  
Last Meeting: 2006-07  
ODU won 69-61

## LOUISIANA

Dec. 31, Chartway Area



Bob Marlin  
Head Coach

### General Information

Location: Lafayette, La.  
Enrollment: 19,408  
Nickname: Ragin' Cajuns  
Colors: Vermillion & White  
Conference: Sun Belt  
President: Dr. E. Joseph Savoie  
Athletic Director: Dr. Bryan Maggard  
Home Court: Cajundome

### Coaching Staff

Head Coach: Bob Marlin  
School Record: 225-167  
Career Record: 573-333  
Assistant Coaches: Derrick Zimmerman, Donovan Kates, Casey Perrin

### Team Information

2021-22 Record: 16-15  
Conference Record: 8-9  
Letterwinners Returning/  
Lost: 8/6  
Starters Returning/Lost: 3/2

### Series vs. ODU

first meeting

# OPPONENTS

## TROY

Jan. 5, at Troy



Scott Cross  
Head Coach

### General Information

Location: Troy, Ala.  
Enrollment: 15,552  
Nickname: Trojans  
Colors: Cardinal & Silver  
Conference: Sun Belt  
President: John Schmidt, Ph.D  
Athletic Director: Brent Jones  
Home Court: Trojan Arena

### Coaching Staff

Head Coach: Scott Cross  
School Record: 40-51  
Career Record: 263-212  
Assistant Coaches: Kenneth Mangrum, Byron Jones, Mike Worley

### Team Information

2021-22 Record: 20-12  
Conference Record: 10-6  
Letterwinners Returning/  
Lost: 9/9  
Starters Returning/Lost: 1/4

### Series vs. ODU

first meeting

## GA. SOUTHERN

Jan. 7, at Ga. Southern  
Feb. 4, Chartway Arena



Brian Burg  
Head Coach

### General Information

Location: Statesboro, Ga.  
Enrollment: 27,000  
Nickname: Eagles  
Colors: Navy Blue & White  
Conference: Sun Belt  
President: Dr. Kyle Marrero  
Athletic Director: Jared Benko  
Home Court: Hanner Fieldhouse

### Coaching Staff

Head Coach: Brian Burg  
School Record: 26-31  
Career Record: same  
Assistant Coaches: Tim MacAllister, Chris Shumate, Glynn Cyprien

### Team Information

2021-22 Record: 13-16  
Conference Record: 5-11  
Letterwinners Returning/  
Lost: 9/5  
Starters Returning/Lost: 3/2

### Series vs. ODU

ODU leads 14-4  
Last Meeting: 2013-14  
ODU won 89-69

## COASTAL CAROLINA

Jan. 12, Chartway Arena  
Jan. 28, at Coastal



Cliff Ellis  
Head Coach

### General Information

Location: Conway, S.C.  
Enrollment: 10,641  
Nickname: Chanticleers  
Colors: Teal, Bronze & Black  
Conference: Sun Belt  
President: Dr. Michael T. Benson  
Athletic Director: Matt Hogue  
Home Court: The HTC Center

### Coaching Staff

Head Coach: Cliff Ellis  
School Record: 283-202  
Career Record: 895-552  
Assistant Coaches: Benny Moss, Elwyn McCroy, Nima Omidvar

### Team Information

2021-22 Record: 15-11  
Conference Record: 9-7  
Letterwinners Returning/  
Lost: 3/9  
Starters Returning/Lost: 2/3

### Series vs. ODU

ODU leads 1-0  
Last Meeting: 2001-02  
ODU won 81-67

## MARSHALL

Jan. 14, at Marshall  
Feb. 24, Chartway Arena



Dan D'Antoni  
Head Coach

### General Information

Location: Huntington, W.Va.  
Enrollment: 14,000  
Nickname: Thundering Herd  
Colors: Kelly Green and White  
Conference: Sun Belt  
President: Dr. Jerome A. Gilbert  
Athletic Director: Mike Hamrick  
Home Court: Cam Henderson Center

### Coaching Staff

Head Coach: Dan D'Antoni  
School Record: 140-121  
Career Record: same  
Assistant Coaches: Mark Cline, Adam Williams, Cornelius Jackson

### Team Information

2021-22 Record: 12-21  
Conference Record: 4-13  
Letterwinners Returning/  
Lost: 10/4  
Starters Returning/Lost: 3/2

### Series vs. ODU

Tied 13-13  
Last Meeting: 2021-22  
ODU lost 67-63

## GEORGIA ST.

Jan. 19, Chartway Arena  
Feb. 9, at Georgia St.



Jonas Hayes  
Head Coach

### General Information

Location: Atlanta, Ga.  
Enrollment: 52,000  
Nickname: Panthers  
Colors: Blue & White  
Conference: Sun Belt  
President: Dr. M. Brian Blake  
Athletic Director: Charlie Cobb  
Home Court: GSU Convocation Center

### Coaching Staff

Head Coach: Jonas Hayes  
School Record: first year  
Career Record: first year  
Assistant Coaches: Jarvis Hayes, Allen Payne, Danny Peters

### Team Information

2021-22 Record: 18-11  
Conference Record: 9-5  
Letterwinners Returning/  
Lost:  
Starters Returning/Lost:

### Series vs. ODU

ODU leads 17-6  
Last Meeting: 2016-17  
ODU won 58-46

## APP. STATE

Jan. 21, Chartway Arena  
Feb. 18, at App. State



Dustin Kerns  
Head Coach

### General Information

Location: Boone, N.C.  
Enrollment: 20,436  
Nickname: Mountaineers  
Colors: Black & Gold  
Conference: Sun Belt  
President:  
Athletic Director:  
Home Court: Holmes Center

### Coaching Staff

Head Coach: Dustin Kerns  
School Record: 58-44  
Career Record: 89-81  
Assistant Coaches: Patrick Moynihan, Bob Szorc, Frank Young

### Team Information

2021-22 Record: 19-15  
Conference Record: 12-6  
Letterwinners Returning/  
Lost: 8/6  
Starters Returning/Lost: 1/4

### Series vs. ODU

first meeting



# OPPONENTS

## SOUTH ALABAMA

Jan. 26, at South Alabama



Richie Riley  
Head Coach

### General Information

Location: Mobile, Ala.  
Enrollment: 13,463  
Nickname: Jaguars  
Colors: Blue, Red & White  
Conference: Sun Belt  
President: Jo Bonner  
Athletic Director: Dr. Joel Erdmann  
Home Court: Mitchell Center

### Coaching Staff

Head Coach: Richie Riley  
School Record: 75-51  
Career Record: 110-79  
Assistant Coaches: Rodney Crawford, Tyler Parker, Orin Bailey, Jr.

### Team Information

2021-22 Record: 21-12  
Conference Record: 9-7  
Letterwinners Returning/  
Lost: 4/4  
Starters Returning/Lost: 1/4

### Series vs. ODU

ODU leads 12-10  
Last Meeting: 2004-05  
ODU won 63-55

## JAMES MADISON

Feb. 2, Chartway Arena  
Feb. 16, at JMU



Mark Byington  
Head Coach

### General Information

Location: Harrisonburg, Va.  
Enrollment: 22,224  
Nickname: Dukes  
Colors: Purple and Gold  
Conference: Sun Belt  
President: Jonathan A. Alger  
Athletic Director: Jeff Bourne  
Home Court: Atlantic Union Bank Center

### Coaching Staff

Head Coach: Mark Byington  
School Record: 28-20  
Career Record: 166-120  
Assistant Coaches: Matt Bucklin, Xavier Joyner, Jon Cremins

### Team Information

2021-22 Record: 15-14  
Conference Record: 6-12  
Letterwinners Returning/  
Lost: 8/5  
Starters Returning/Lost: 4/1

### Series vs. ODU

ODU leads 58-28  
Last Meeting: 2021-22  
ODU lost 58-53

## TEXAS STATE

Feb. 11, at Texas State



Terrence Johnson  
Head Coach

### General Information

Location: San Marcos, Texas  
Enrollment: 37,849  
Nickname: Bobcats  
Colors: Maroon & Gold  
Conference: Sun Belt  
President: Dr. Kelly Damp-housse  
Athletic Director: Don Coryell  
Home Court: Strahan Arena

### Coaching Staff

Head Coach: Terrence Johnson  
School Record: 39-15  
Career Record: same  
Assistant Coaches: Bennie Seltzer, Robert Guster, Donte Mathis

### Team Information

2021-22 Record: 21-8  
Conference Record: 12-3  
Letterwinners Returning/  
Lost: 9/6  
Starters Returning/Lost: 2/3

### Series vs. ODU

first meeting

## SOUTHERN MISS.

Feb. 22, Chartway Arena



Jay Ladner  
Head Coach

### General Information

Location: Hattiesburg, Miss.  
Enrollment: 14,845  
Nickname: Golden Eagles  
Colors: Black & Gold  
Conference: Sun Belt  
President: Dr. Joe Paul  
Athletic Director: Jeremy McClain  
Home Court: Reed Green Coliseum

### Coaching Staff

Head Coach: Jay Ladner  
School Record: 24-65  
Career Record: 100-153  
Assistant Coaches: Juan Cardona, Nick Williams, Isaiah Carson

### Team Information

2021-22 Record: 7-26  
Conference Record: 1-17  
Letterwinners Returning/  
Lost: 7/8  
Starters Returning/Lost: 2/3

### Series vs. ODU


UAB leads 23-15  
Last Meeting: 2/20/2021  
ODU won 65-58

# CHAMPIONSHIP TEAMS




**2018-19 C-USA Regular Season & Tournament Champions**  
(26-9 Overall)

Front Row Sitting (L to R): Quishon Harris, Marquis Godwin, Xavier Green, Ahmad Caver, B.J. Stith, Loren Brill and Justice Kithcart.  
Back Row Standing (L to R): Alfis Pilavios, Kalu Ezikpe, Joe Reece, Elbert Robinson III, Dajour Dickens, Aaron Carver and Jason Wade.



**2015-16 Vegas 16 Champions**  
(25 - 13 Overall)

Front Row Sitting: (L-R) Jourdan Williamson (Mgr.), Annette Manley (Executive Asst.), Ambrose Mosley, Ahmad Caver, Martin Shaw, Trey Freeman, Jordan Baker, Aaron Bacote, B.J. Stith, Alex Parr (Dir. of Sport Performance), Jason Mitchell (Asst. Athletic Trainer) and Joe Cavan (Mgr.).  
Back Row Standing: (L-R) Kieran Donohue (Special Asst. to Head Coach), John Richardson (Assistant Coach), Jeff Jones (Head Coach), Aaron Carver, Denzell Taylor, Nik Biberaj, Trey Porter, Peyton Pervier, Austin Colbert, Brandon Stith, Stephen Vassor, Zoran Talley, Bryant Stith (Asst. Coach), Lamar Barrett (Asst. Coach) and Chris Kovensky (Video Coordinator).




**2010-11 CAA Champions**  
(27 - 7 Overall)

Front Row Sitting: (L-R) Corey Evans (Mgr.), Annette Manley (Admin. Asst.), Josh Hicks, Dimitri Batten, Trian Iliadis, Ben Finney, Darius James, Kent Bazemore, Marquel De Lancey, Carol Hudson, Jr. (SID), Michael Boothe (Mgr.) Back Row Standing: (L-R) Joel Hines (Dir. of Operations), Rob Wilkes (Asst. Coach), Jason Mitchell (Athletic Trainer), Keyon Carter, Frank Hassell, Anton Larsen, Chris Cooper, Nick Wright, Richard Ross, Lonnie Blow (Asst. Coach), Blaine Taylor (Head Coach), Jim Corrigan (Assoc. Coach), and Paul Helsel (Strength Coach)



**2009-10 CAA Champions**  
(27 - 9 Overall)


Front Row (L-R): Calvin Williams (Mgr.), Annette Manley (Administrative Asst.), Joel Hines (Dir. of Operations), Paul Helsel (Head Strength Coach), Marquel DeLancey, Josh Hicks, Marsharee Neely, Trian Iliadis, Darius James, Jason Mitchell (Asst. Athletic Trainer), Carol Hudson, Jr. (SID), Anthony Brammer (Mgr.), Lance Ricks (Mgr.) Back Row (L-R): Robert Wilkes (Asst. Coach), John Richardson (Asst. Coach), Kent Bazemore, Nick Wright, Frank Hassell, Chris Cooper, Anton Larsen, Gerald Lee, Keyon Carter, Ben Finney, Blaine Taylor (Head Coach), Jim Corrigan (Asst. Coach)



**2008-09 CIT Champions**  
(25 - 10 Overall)

Back Row (L-R): Robert Wilkes (Asst. Coach), John Richardson (Asst. Coach), Kent Bazemore, Nick Wright, Keyon Carter, Frank Hassell, Gerald Lee, Chris Cooper, Jonathon Adams, Ben Finney, Blaine Taylor (Head Coach), Jim Corrigan (Asst. Coach). Front Row (L-R): Joel Hines (Dir. of Operations), Carol Hudson, Jr. (SID), Paul Helsel (Head Strength Coach), Trian Iliadis, Marquel De Lancey, Marsharee Neely, Etoile Imama, Darius James, Anthony Brammer (Mgr.), Michael Boothe (Mgr.), Lance Ricks (Mgr.)

# CHAMPIONSHIP TEAMS




**2005-06 NIT Semi Finals  
(24 - 10 Overall)**

Left to right, back row standing: Rob Wilkes (Asst. Coach), Travis DeCuire (Asst. Coach), Jonathan Adams, Valdas Vasylius, Janko Mrksic, Sam Harris, Alex Loughton, Arnaud Dahj, Jason Thompson, Blaine Taylor (Head Coach), Jim Corrigan (Asst. Coach). Front row sitting: Anthony Brammer (Mgr.) Scott Johnson (Athl. Trainer), John Robinson (Dir. of BB Operations), Abdi Lidonde, Brandon Johnson, John Morris, Isaiah Hunter, Drew Williamson, Brian Henderson, Joe Hines (Office Asst.).



**2004-05 Colonial Athletic Association  
Champions (28 - 6 Overall)**

Left to right, back row: Asst. Coach Jim Corrigan, Asst. Coach Travis DeCuire, Kiah Thomas, Jason Thompson, Arnaud Dahj, Alex Loughton, Sam Harris, Janko Mrksic, Valdas Vasylius, Brian Henderson, Abdi Lidonde, Asst. Coach Rob Wilkes, Head Coach Blaine Taylor. Left to right, front row: Strength Coach Andy Zucker, Athletic Trainer Scott Johnson, Drew Williamson, Brandon Johnson, Isaiah Hunter, John Morris, Sports Info. Dir. Carol Hudson, Jr., Manager Ed Isaac



**1996-97 Colonial Athletic Association  
Champions (21-12 Overall)**

Left to right, front row: Asst. Coach Jim Corrigan, Head Coach Jeff Capel, Brett Harper, E.J. Sherod, Brion Dunlap, Mike Byers, Freddie Bryant, Asst. Coach Milan Brown, Asst. Coach Mark Cline, Athletic Trainer Scott Johnson. Left to right, back row: Mgr. Andria Bane, Mgr. Mike Tyree, Mark Poag, Reggie Bassette, Cal Bowdler, Odell Hodge, Skipper Youngblood, Brandon Jones, Mgr. Michael Roundtree, Mgr. Jose Irizarry, Mgr. Jackie Jones.



**1994-95 Colonial Athletic Association  
Champions (21-12 Overall)**

Left to right, front row: Rob Dalby, Mgr., Duffy Samuels, Mark Johnson, David Harvey, Mike Jones, Petey Sessoms, E.J. Sherod, Brion Dunlap and Jason Barnett, Mgr. Back row: Bobby Collins, Asst. Coach, Kristen Peifer, Mgr., Mark Cline, Asst. Coach, Jason Nickerson, Mario Mullen, Odell Hodge, Derrick Parker, Jeff Mordica, Corey Parker, Jim Corrigan, Assistant Coach, Piper Blye, Mgr. and Jeff Capel, Head Coach.



**1993-94 CAA Regular Season Champs  
(21-10 Overall)**

Left-Right-Front Row: Corey Robinson, Mike Jones, Kevin Swann, Kevin Larkin, Allon Wright, and Mario Mullen. Back Row: Tom Rouse (Mgr.), Rob Dalby (Mgr.), Corey Parker, Petey Sessoms, Derrick Parker, Odell Hodge, David Harvey, Mark Johnson, E.J. Sherod, Kristen Peifer (Mgr.) and Jason Barnett (Mgr.).



**1991-92 Colonial Athletic Association  
Champions (15-15 Overall)**

Left to right, front row: Brian Sheffler, Jason Barnett, Kevin Larkin, John Robinson, Barry Smith, Donald Anderson, Mike Jones, Tom Rouse. Back row: Scott Johnson, Pete Strickland, Steve Trax, Al Grant, Ricardo Leonard, David Harvey, Allon Wright, Petey Sessoms, Keith Jackson, Joe Leake, Tic Price, Oliver Purnell, Frank Smith.

# CHAMPIONSHIP TEAMS



**1985-86 Sun Belt Regular Season Champs**  
(23-8 Overall)

Left to right, front row: Ron Ganulin, Sylvester Charles, Frnk Smith, Ronnie Wade, Kenny Gattison, Clarence Hanley, Darryl Tolson, and Eddie Jordan. Back row, left to right: Art Perry, Dee Pritchett, Kennell Jones, Keith Thomas, David Carlyle, Garrick Davis, Bernhard Royster, Steve Trax, and Tom Young.




**1982-83 Sun Belt Regular Season Champs**  
(19-10 Overall)

Left to right, front row: P.Vesci, M. Dean, R. Wade, F Facka, G. Robinson, C. Smith, K. Thomas, T. Calloway, B. Kirkpatrick. Back row, left to right: P. Webb, O. Purnell, M. Davis, G. Buckland, C. Hanley, M. West, H. Lambert, K. Gattison, T. Southerland, E. Webb, T Franklin.



**1981-82 ECAC South Champions**  
(18-12 Overall)

Left to right, front row: Paul Webb, Oliver Purnell, Mark Davis, Fred Facka, Ray Braxton, Tim Southerland, Gary Buckland, Mark West, Erik Griekspoor, Horace Lambert, Ronnie McAdoo, Billy Mann, Charlie Smith, Eddie Webb, Jim Casciano.



**1980-81 ECAC Regular Season Champs**  
(28-10 Overall)

Left- Right: Bert Kragtwtijk, Erik Griekspoor, Mark West, Tom Perry, Tim Southerland, Ray Broxton, Ronnie McAdoo, Billy Mann, Grant Robinson, Ricky Adams, and Bobby Vaughan.



**1979-80 ECAC South Champions**  
(25-5 Overall)

Left to right, front row: Big Blue, Mike Mouris, Grant Robinson, Billy Mann, Bobby Haitcock, Ricky Adams, Bobby Vaughan, C. J. Koenig. Back row: Paul Webb, Oliver Purnell, Ronnie McAdoo, Ronnie Valentine, Bert Kragtwtijk, Mark West, Tim Southerland, Tommy Branch, Eddie Webb, Mike Pollio.



**1976-77 ECAC South**  
(25-4 Overall / First Div. I team)

Left to right, front row: Frank Cox, Benn Potts, Richie Wright, George Darby, Chris Pickett, Mike Ray, Ronnie Valentine, Bobby Haitcock, Tony Flores. Back row: Mike Pollio, Oliver Purnell, Joey Caruthers, Terry Douglas, Reese Neyland, Jeff Fuhrmann, Wilson Washington, Wayne Piscopo, Bill Herscher, Tommy Conrad, Windell Morrison, Paul Webb.

# CHAMPIONSHIP TEAMS



**1975-76 NCAA Division II  
Final Four (19-12 Overall)**

Left to right, front row: Windell Morrison, Tommy Conrad, Jeff Fuhrmann, Wilson Washington, Dave Moyer, Reese Neyland and Joey Caruthers. Back row, left to right: Terry Douglas, Rich Tackaberry, Ray Peszko, Leon Hylton, Bill Herscher.



**1974-75 NCAA Division II  
National Champions (25-6 Overall)**

Left to right, front row: Gray Eubank, Joey Caruthers, Windell Morrison, Dave Moyer, Oliver Purnell, Leon Hylton, Jeff Fuhrmann, Joey O'Brien, Curtis Cole. Back row: Mike Wrigley, Carol Hudson, Jr., Rich Tackaberry, Tommy Street, Jay Rountree, Wilson Washington, Sonny Allen, Charlie Wollum, Ed Hall.



**1970-71 NCAA Division II  
National Finalists (21-9 Overall)**

Left to right, front row: Ken Gathy, Parke Congleton, Jack Baker, Joel Copeland, Steve Cox, Dave Twardzik, Berry Roach, Ricky Michaelsen, Rick Nau. Back row, left to right: Coach Marion Carroll, Mgr. Larry Crowder, Skip Noble, Terry Foster, Jay Rountree, Randy Coulling, Charles Harrington, Coach Steve Cottrell, Coach Sonny Allen.



**1968-69 Mason-Dixon Conference  
Champions (21-10 Overall)**

Front sitting, middle: John O'Hara. Left to right, front row: Ken Hopkins, Steve Cox, Skip Noble, Harry Lozon, Ron Drews, Billy Hayes. Standing, back row: Sonny Allen, Dick St. Clair, Buttons Speakes, Harry Roach, Billy Turner, Ken Gathy, Marion Carroll.



# ALL-CONFERENCE MONARCHS

## ALL CONFERENCE USA SELECTIONS

Trey Freeman	2015	.....	First Team
Trey Freeman	2016	.....	First Team
Ahmad Caver	2017	.....	Third Team
Ahmad Caver	2018	.....	First Team
B.J. Stith	2018	.....	Third Team
B.J. Stith	2019	.....	First Team
Ahmad Caver	2019	.....	First Team
Malik Curry	2021	.....	Second Team
Austin Trice	2022	.....	Second Team

## CAA ALL-CONFERENCE

Ricardo Leonard	1992	.....	First Team
Petey Sessoms	1993	.....	First Team
Odell Hodge	1993	.....	Second Team
Keith Jackson	1993	.....	Second Team
Odell Hodge	1994	.....	First Team
Petey Sessoms	1994	.....	First Team
Petey Sessoms	1995	.....	First Team
Mike Jones	1995	.....	Second Team
Joe Bunn	1996	.....	First Team
Odell Hodge	1996	.....	First Team
Odell Hodge	1997	.....	First Team
Mark Poag	1998	.....	Second Team
Cal Bowdler	1999	.....	First Team
Andre McCullum	2000	.....	Second Team
Andre McCullum	2001	.....	Second Team
Pierre Greene	2001	.....	Second Team
Ricardo Marsh	2002	.....	Second Team
Ricardo Marsh	2003	.....	First Team
Alex Loughton	2004	.....	First Team
Isaiah Hunter	2004	.....	Third Team
John Waller	2004	.....	Third Team
Alex Loughton	2005	.....	First Team
Isaiah Hunter	2005	.....	Second Team
Arnaud Dahi	2005	.....	Third Team
Alex Loughton	2006	.....	Second Team
Isaiah Hunter	2006	.....	Third Team
Valdas Vasylius	2007	.....	First Team
Drew Williamson	2007	.....	Second Team
Gerald Lee	2008	.....	Second Team
Gerald Lee	2009	.....	First Team
Gerald Lee	2010	.....	First Team
Ben Finney	2010	.....	Third Team
Frank Hassell	2011	.....	First Team
Kent Bazemore	2011	.....	Second Team
Kent Bazemore	2012	.....	First Team
Chris Cooper	2012	.....	Second Team

## ECAC ALL-SOUTH SELECTIONS

Wilson Washington	1977	.....	First Team
Ronnie Valentine	1978	.....	Second Team
Ronnie Valentine	1979	.....	First Team
Ronnie Valentine	1980	.....	First Team
Ronnie McAdoo	1980	.....	First Team
Ronnie McAdoo	1981	.....	First Team
Mark West	1981	.....	Second Team
Ronnie McAdoo	1982	.....	First Team
Mark West	1982	.....	First Team

## ALL SUN BELT SELECTIONS

Mark West	1983	.....	First Team
Charlie Smith	1983	.....	Second Team
Charlie Smith	1984	.....	Honorable Mention
Mark Davis	1984	.....	Honorable Mention
Keith Thomas	1984	.....	Honorable Mention
Kenny Gattison	1985	.....	First Team
Clarence Hanley	1985	.....	Honorable Mention
Mark Davis	1985	.....	Honorable Mention
Kenny Gattison	1986	.....	First Team
Keith Thomas	1986	.....	Second Team
Frank Smith	1986	.....	Honorable Mention
Anthony Carver	1988	.....	Second Team
Anthony Carver	1989	.....	Second Team
Chris Gatling	1989	.....	First Team
Anthony Carver	1990	.....	First Team
Chris Gatling	1990	.....	First Team

## ALL MASON DIXON SELECTIONS

Randy Leddy	1966	.....	First Team
Bob Pritchett	1967	.....	First Team
Dick St. Clair	1969	.....	First Team

## CAA ALL TOURNAMENT

Ricardo Leonard	1992	(MVP)
Keith Jackson	1992	
Donald Anderson	1992	
Odell Hodge	1994	(MVP)
Mike Jones	1994	
Kevin Swann	1994	
Petey Sessoms	1995	(MVP)
Mario Mullen	1995	
Mike Jones	1995	
Joe Bunn	1996	
Odell Hodge	1997	(MVP)
Brion Dunlap	1997	
Mike Byers	1997	
Cal Bowdler	1999	
Andre McCullum	1999	
Alex Loughton	2004	
Alex Loughton	2005	(MVP)
Drew Williamson	2005	
Isaiah Hunter	2005	
Gerald Lee	2009	
Gerald Lee	2010	(MVP)
Kent Bazemore	2010	
Frank Hassell	2011	(MVP)
Kent Bazemore	2011	

## C-USA ALL TOURNAMENT

Xavier Green	2019	(MVP)
Ahmad Caver	2019	

## ECAC SOUTH ALL TOURNAMENT SELECTIONS

Wilson Washington	1977
Ronnie Valentine	1977
Mark West	1980 (MVP)
Mark West	1982 (MVP)

## SUN BELT ALL TOURNAMENT SELECTIONS


Charlie Smith	1984
Mark Davis	1985
Keith Thomas	1986
Chris Gatling	1989
Chris Gatling	1991 (MVP)
Ricardo Leonard	1991

## PLAYER OF THE YEAR HONORS


Ronnie Valentine	1980	.....	ECAC-South
Kenny Gattison	1986	.....	Sun Belt
Chris Gatling	1990	.....	Sun Belt
Chris Gatling	1991	.....	Sun Belt
Odell Hodge	1994	.....	CAA
Petey Sessoms	1995	.....	CAA
Odell Hodge	1997	.....	CAA
Alex Loughton	2005	.....	CAA
B.J. Stith	2019	.....	CAA

## ALL FRESHMEN/ROOKIE HONORS


Ronnie Valentine	1977	.....	ECAC-South
Mark West	1980	.....	ECAC-South
Grant Robinson	1980	.....	ECAC-South
Charlie Smith	1982	.....	ECAC-South
Frank Smith	1985	.....	Sun Belt
Garrick Davis	1986	.....	Sun Belt
Anthony Carver	1987	.....	Sun Belt
Donald Grant	1988	.....	Sun Belt
Ricardo Leonard	1989	.....	Sun Belt
Chuck Evans	1990	.....	Sun Belt
Joe Leake	1991	.....	Sun Belt
Petey Sessoms	1992	.....	CAA
Mario Mullen	1993	.....	CAA
Odell Hodge	1993	.....	CAA
Brion Dunlap	1995	.....	CAA
Mike Byers	1996	.....	CAA
Mark Poag	1996	.....	CAA
Ricardo Marsh	2000	.....	CAA
Alex Loughton	2003	.....	CAA
Arnaud Dahi	2004	.....	CAA
Keenan Palmore	2013	.....	CAA
Zoran Talley	2016	.....	C-USA




St. Clair



Purnell



Leonard



Bowdler

# ALL-CONFERENCE MONARCHS

## C-USA NEWCOMER OF THE YEAR

Trey Freeman 2015

## C-USA SIXTH MAN OF THE YEAR

Zoran Talley 2017  
Austin Trice 2021

## FRESHMAN OF THE YEAR

Anthony Carver 1987 ..... Sun Belt  
Chuck Evans 1990 ..... Sun Belt  
Odell Hodge 1993 ..... CAA  
Mark Poag 1996 ..... CAA

## CAA ALL DEFENSIVE TEAM

Donald Anderson 1992-93  
Kevin Larkin 1993-94  
Kevin Swann 1993-94  
Duffy Samuels 1994-95  
Petey Sessoms 1994-95  
Duffy Samuels 1995-96  
Odell Hodge 1996-97  
Cal Bowdler 1997-98 & 98-99  
Clifton Jones 2000-01  
Rasheed Wright 2002-03  
Alex Loughton 2004  
Drew Williamson 2005  
Drew Williamson 2007  
Brandon Johnson 2007  
Brandon Johnson 2008 (Defensive Player of the Year)  
Kent Bazemore 2010  
Kent Bazemore 2011 (Defensive Player of the Year)  
Kent Bazemore 2012 (Defensive Player of the Year)

## C-USA ALL DEFENSIVE TEAM

Denzell Taylor 2017  
Ahmad Caver 2018  
Xavier Green 2019  
Aaron Carver 2020

## SUN BELT SOPHOMORE OF THE YEAR

Anthony Carver 1988  
Chris Gatling 1989

## SUN BELT JUNIOR OF THE YEAR

Chris Gatling 1990

## SUN BELT SENIOR OF THE YEAR

Mark West 1983  
Kenny Gattison 1986  
Chris Gatling 1991

## COSIDA ACADEMIC ALL DISTRICT

Gray Eubank 1975 ..... District III  
Dave Moyer 1976 ..... District III  
Reese Neyland 1976 ..... District III  
Kevin Larkin 1993 and 1994 District III  
Alex Loughton 2005 ..... District III  
Alex Loughton 2006 ..... District III  
Trian Iliadis 2011 ..... District III

## CONFERENCE ALL ACADEMIC

Steve Trax 1986, 1987, 1988  
Dee Pritchett 1989, 1990  
Cyril Cox 1990, 1991  
Kevin Larkin 1992, 1993 & 1994  
Kevin Swann 1994  
Alex Loughton 2004, 2005, 2006  
Jonathan Adams 2007, 2008 (2nd) & 2009 (2nd)  
John Morris 2007 (1st)  
Sam Harris 2007 (2nd)

Trian Iliadis 2010, 2011  
Aaron Carver 2019  
Anton Larsen 2012  
Donte Hill 2013  
Anton Larsen 2013  
Trey Freeman 2015, 2016

## CAA SCHOLAR ATHLETE of the YEAR

Alex Loughton 2005  
Jonathan Adams 2007  
Trian Iliadis 2011

## COACH OF THE YEAR HONORS

Paul Webb 1979 ..... ECAC North-South  
Tom Young 1986 ..... Sun Belt  
Oliver Purnell 1993 ..... CAA  
Jeff Capel 1995 ..... CAA  
Blaine Taylor 2005 ..... CAA  
Jeff Jones 2019 ..... C-USA

## NATIONAL AND REGIONAL

### COACH OF THE YEAR HONORS

Sonny Allen 1970 ..... NCAA District III  
Sonny Allen 1971 ..... NCAA District III  
Sonny Allen 1974 ..... NCAA District III  
Sonny Allen 1975 ..... AP and NABC National  
Paul Webb 1975 ..... NCAA District III  
Oliver Purnell 1993 ..... NABC District 4  
Jeff Capel 1995 ..... NABC District 4

## VIRGINIA COLLEGIATE

### COACH OF THE YEAR HONORS

Oliver Purnell 1994 ..... Richmond Times-Dispatch  
Jeff Capel 1997 ..... VaSID  
Blaine Taylor 2005 ..... VaSID

## REGIONAL AND NATIONAL TOURNAMENT HONORS

Wilson Washington 1975 ..... NCAA Div. II Finals MVP  
Joey Caruthers 1975 ..... NCAA Div. II Regional MVP  
Jeff Furhman 1976 ..... NCAA Div. II

## 1971 SOUTH ATLANTIC REGIONAL DIV. II TOURNAMENT

Dave Twardzik MVP  
Skip Noble  
Rick Nau

## 1971 NCAA DIVISION II NATIONAL ALL-TOURNAMENT

Skip Noble

## 1973 NCAA SOUTH ATLANTIC REGIONAL ALL-TOURNAMENT

Rick Nau

## 1974 NCAA SOUTH ATLANTIC REGIONAL ALL-TOURNAMENT

Joel Copeland

## 1975 NCAA SOUTH ATLANTIC REGIONAL ALL-TOURNAMENT


Joey Caruthers MVP  
Jeff Furhman  
Oliver Purnell

## 1975 NCAA DIVISION II NATIONAL ALL-TOURNAMENT


Wilson Washington MVP  
Joey Caruthers

## 1976 NCAA DIVISION II NATIONAL ALL-TOURNAMENT

Jeff Furhman



Bazemore



Cooper



Finney

# POST-SEASON RESULTS

Old Dominion University has been a regular in post-season play. The Monarchs made its biggest impression in the 1995 NCAA tournament with a stunning, 89-81 triple overtime victory over third seed and Big East Champion Villanova, in Albany, NY.

In 2010 ODU knocked off sixth seeded Notre Dame, 51-50 in New Orleans.

Old Dominion made its initial appearance in the NCAA Division I tournament in 1980, dropping an 87-74 decision to eventual NCAA tournament runner-up UCLA. Old Dominion's second NCAA tournament game came in March of 1982 with a 74-57 loss to Wake Forest. In 1985, Old Dominion lost to SMU in Hartford, CT. In 1986 the Monarchs defeated West Virginia in the first round, 72-64, before losing to NCAA runner-up Duke in the second round. In 1992, Old Dominion lost to NCAA quarterfinalist Kentucky in the NCAA East Region at Worcester, MA.

The Monarchs appeared in the National Invitational Tournament in 1977, 1979, 1981, 1983, 1984, 1988, 1993, 1994, 1999, 2006 and 2015. In 1979, the Monarchs advanced to the quarterfinals with wins over Wagner, and Clemson, before losing at Purdue. In 1994, the Monarchs reached the second round of the NIT. In 2006 and 2015, the Monarchs reached the mecca of college basketball, the semifinals in Madison Square Garden.

ODU competed in the College Basketball Invitational (CBI) in 2008 and 2014 and captured the inaugural CIT, College Insider.com tournament title in 2009, before winning the inaugural Vegas 16 championship in 2016.

The Monarchs won the C-USA regular season and tournament title in 2019, punching the program's first bid to the NCAA Tournament since 2011.

	W	89-77	Western Kentucky
	W	68-52	LA Tech
	W	72-46	Florida Atlantic
2016-17	L	64-63	Marshall
2017-18	W	62-58	LA Tech
	L	57-49	Western Kentucky
2018-19	W	57-56	LA Tech
	W	61-59	UAB
	W	62-56	Western Kentucky
2019-20	L	66-56	Florida Atlantic
2020-21	L	61-55	North Texas
2021-22	L	74-64	UTEP

C-USA Tournament Record: 8-8

## EASTERN COLLEGE ATHLETIC CONFERENCE (ECAC North-South)

1976-77	W	80-58	at Georgetown (South Finals)
	L	64-67	Syracuse (N-S Finals)
1978-79	L	52-73	Georgetown (Finals at U. of Richmond)
1979-80	W	112-59	Catholic U. (Hampton, Va.)
	W	75-59	William & Mary
	W	80-62	Navy (Finals)
1980-81	L	77-81	Richmond (Hampton, Va.)
1981-82	W	70-62	George Mason (Scope)
	W	77-69	Richmond
	W	58-57	James Madison (Finals)

ECAC Record: 7-3

## SUN BELT CONFERENCE TOURNAMENT

1982-83	L	59-63	Jacksonville (Birmingham, AL)
1983-84	W	79-68	Jacksonville (Birmingham, AL)
	W	78-72	Western Kentucky
	L	60-62	Alabama-Birmingham (Finals)
1984-85	W	84-66	South Alabama (Hampton, VA)
	W	68-67	Alabama-Birmingham
	L	82-87	VCU (Finals)
1985-86	W	76-67	UNC Charlotte (Birmingham, AL)
	L	61-67	Jacksonville
1986-87	L	58-60	at Western Kentucky (Bowling Green, KY)
1987-88	W	86-84	Western Kentucky (ot) (Richmond, VA)
	L	69-91	at VCU
1988-89	L	87-89	Alabama-Birmingham (ot) (Charlotte, NC)
1989-90	L	88-94	Jacksonville (Birmingham, AL)
1990-91	W	94-88	Alabama-Birmingham (ot) (Mobile, AL)
	W	72-69	South Florida
	L	81-86	at South Alabama (Finals)

Sun Belt Record: 8-9

## MASON DIXON CONFERENCE

1966-67	W	102-53	Baltimore (Washington, DC)
	L	74-68	Bridgewater
1967-68	W	93-86	Baltimore (Washington, DC)
	L	78-82	Catholic U.
1968-69	W	75-57	Towson State (Ashland, VA)
	W	82-74	Mt. St. Mary's
	W	99-90	Baltimore (Finals) 5-2

## NCAA DIVISION II TOURNAMENT

1968-69	L	60-68	Oglethorpe (at Norfolk State)
	L	102-113	at Norfolk State
1969-70	L	79-86	at Georgia Southern
	W	93-0	Mt. St. Mary's
1970-71	W	89-65	Stetson (at ODU)
	W	102-97	Norfolk State (Region Final)
	W	81-80	Puget Sound (Evansville, IN)
	W	97-83	Kentucky Wesleyan
	L	82-97	at Evansville (NCAA Final)
1972-73	W	80-74	Fayetteville State (Roanoke, VA)
	L	87-88	at Roanoke (ot) (Reg. Final)
1973-74	W	80-77	Rollins (at ODU)
	L	76-89	Norfolk State (Regional Final)
1974-75	W	95-72	Baltimore (at ODU)
	W	83-76	Randolph-Macon (Regional Final)
	W	78-62	North Dakota (Evansville, IN)
	W	77-60	Tennessee State
	W	76-74	New Orleans (NCAA Final)
1975-76	W	86-77	Madison (at ODU)
	W	73-57	Baltimore (Regional Final)
	W	90-85	Cheyney State (Quarters at ODU)
	L	78-83	Puget Sound (Evansville, IN)
	L	74-78	Eastern Illinois (NCAA Fourth Place)

NCAA Div. II Record: 15-8

## NCAA TOURNAMENT ..... Seed

1979-80	L	74-87	UCLA (at Arizona)	9th
1981-82	L	57-74	Wake Forest (Charlotte, NC)	10th
1984-85	L	68-85	SMU (Hartford, CT)	12th
1985-86	W	72-64	West Virginia (Greensboro, NC)	8th
	L	61-89	Duke (Greensboro, NC)	15th
1991-92	L	69-88	Kentucky (Worcester, MA)	
1994-95	W	89-81	Villanova (Albany, NY)-3 ot	14th
	L	52-64	Tulsa (Albany, NY)	14th
1996-97	L	51-55	New Mexico (Pittsburgh, PA)	12th
2004-05	L	81-89	Michigan St. (Worcester, MA)	12th
2006-07	L	46-57	Butler (Buffalo, NY)	12th
2009-10	W	51-50	Notre Dame (New Orleans)	11th
	L	68-76	Baylor (New Orleans)	11th
2010-11	L	58-60	Butler (Washington D.C.)	9th
2018-19	L	48-61	Purdue (Hartford, Conn.)	14th

NCAA Record: 3-12

## NATIONAL INVITATION TOURNAMENT (NIT)

1976-77	L	71-68	Villanova (OT)
1978-79	W	83-81	Wagner
	W	61-59	at Clemson (2 OT)
	L	59-67	at Purdue (quarterfinals)
1980-81	L	60-74	at Georgia
1982-83	L	90-100	at South Carolina
1983-84	L	62-67	at Notre Dame
1987-88	L	73-86	at Ohio State
1992-93	W	74-68	Virginia Commonwealth
	L	60-58	at Miami-Ohio
1993-94	W	76-74	Manhattan at Bradley
	L	75-79	at Bradley
1998-99	W	75-56	Seton Hall (FH)
	L	62-75	at Butler
2005-06	W	79-61	at Colorado
	W	70-66	Manhattan
	W	61-51	at Hofstra
	L	66-43	Michigan (semifinals)
2014-15	W	65-56	Charleston Southern
	W	50-49	Illinois State
	W	72-69	Murray State
	L	60-67	Stanford (semifinals)

NIT Record: 11-11

## VEGAS 16 TOURNAMENT

2015-16	W	75-59	Tennessee Tech
	W	64-49	UCSB
	W	68-67	Oakland

## COLLEGE BASKETBALL INVITATIONAL (CBI)

2007-08	W	68-65	Rider (OT)
	L	76-80	at Virginia
2013-14	W	72-65	South Dakota State
	W	82-59	Radford
	L	64-71	at Fresno State (Semifinals)

CBI Record: 3-2

## COLLEGE INSIDER.COM (CIT)

2008-09	W	67-59	The Citadel
	W	70-62	Belmont
	W	81-43	JMU
	W	66-62	at Bradley (Finals)
2011-12	W	68-66	Coastal Carolina
	W	65-56	USC Upstate
	L	73-79	Mercer

CIT Record: 6-1

## COLONIAL ATHLETIC ASSOCIATION

(Richmond, Virginia)			
1991-92	W	77-67	UNC Wilmington
	W	62-58	Richmond
	W	78-73	James Madison (Champ.)
1992-93	L	67-73	East Carolina
1993-94	W	83-58	William and Mary
	W	76-72	Richmond
	L	76-77	James Madison (Championship)
1994-95	W	110-94	George Mason
	W	77-67	American (ot)
	W	80-75	James Madison (Championship)
1995-96	W	75-72	James Madison
	L	39-59	UNC Wilmington
1996-97	W	69-56	Richmond
	W	70-62	William and Mary
	W	62-58	James Madison (OT)
1997-98	W	60-56	James Madison
	L	51-54	UNC Wilmington
1998-99	W	65-62	ECU (OT)
	W	66-49	VCU
	L	58-63	George Mason (Finals)
1999-2000	L	55-67	Richmond
2000-01	W	53-47	William & Mary (OT)
	L	54-57	UNCW
2001-02	L	54-58	VCU
2002-03	L	52-61	Drexel
2003-04	W	82-68	Hofstra
2003-04	L	67-84	VCU
2004-05	W	82-60	William & Mary
	W	72-58	Hofstra
	W	73-66	VCU (Finals) (OT)
2005-06	L	71-63	Northeastern
2006-07	W	58-55	Towson
	L	63-79	George Mason
2007-08	L	60-63	William & Mary
2008-09	W	52-51	Hofstra
	L	53-61	VCU
2009-10	W	86-56	Towson
	W	73-69	VCU (OT)
	W	60-53	William & Mary (Finals)
2010-11	W	59-50	Delaware
	W	77-69	Hofstra
	W	70-65	VCU (Finals)
2011-12	W	88-74	Delaware
	L	51-68	Drexel

CAA Record: 29-14

## CONFERENCE USA

2013-14	W	73-58	Marshall
	L	48-62	Middle Tennessee
2014-15	L	52-59	Middle Tennessee
2015-16	L	53-55	Middle Tennessee (Championship)



# POST-SEASON RESULTS

## NCAA Division II National Championship Game March 19, 1971, Evansville, Indiana Evansville 97, Old Dominion 82

ODU 82—Coulung 2-9, 1-2, 6, 1, 5; Noble 7-16, 2-4, 11, 5, 16; Cox 6-9, 3-4, 9, 3, 15; Nau 0-5, 1-3, 2, 2, 1; Twardzik 6-16, 1-2, 6, 1, 13; Foster 4-6, 0-1, 2, 3, 8; Copeland 10-18, 0-1, 12, 1, 20; Baker 1-2, 0-1, 0, 0, 2; Gathy 0-3, 0-0, 3, 0; Congleton 1-1, 0-0, 0, 0, 2; Roach 0-0, 0-0, 0, 0, 0; Rountree 0-0, 0-0, 0, 0, 0; Totals: 37-85 (.435); 8-18 (.444); 48, 19, 82.  
Evansville 97—Coffey 8-13, 6-6, 4, 3, 22; Wellemeyer 7-14, 2-3, 2, 0, 16; Clayton 4-9, 1-1, 8, 3, 9; Buse 9-17, 5-6, 6, 2, 23; Smith 5-7, 0-0, 5, 1, 10; John 0-1, 1-2, 4, 2, 1; Martin 4-8, 3-5, 4, 3, 11; Welmer 0-1, 1-1, 2, 0, 1; M.Kissic 0-0, 0-0, 1, 1, 0; Stebbins 1-1, 0-0, 0, 0, 2; Oliver 0-0, 2-2, 1, 0, 2; Totals: 38-71 (.535); 21-26 (.808); 37, 15, 97. Fouled Out: Noble (ODU); Scores by Halves: ODU 40-42-82; Evansville 51-46-97. Att.: 13,124; Officials: Palesse, Fouty.

## NCAA Division II National Championship Game March 14, 1975, Evansville, Indiana Old Dominion 76, New Orleans 74

ODU 76—Eubank 5-14, 0-0, 3, 3, 10; Fuhrmann 4-8, 0-0, 5, 2, 8; Washington 10-13, 1-1, 12, 2, 21; Purnell 4-8, 4-5, 4, 3, 12; Caruthers 7-17, 1-2, 3, 3, 15; Street 3-4, 4-5, 5, 0, 10; Rountree 0-0, 0-0, 0, 0, 0; Totals: 33-64 (.516), 10-13 (.769); 35, 13, 76.  
UNO 74—Carnovale 8-12, 2-2, 4, 2, 18; Pace 0-5, 0-0, 6, 1, 0; Hyatt 0-0, 0-0, 1, 0, 0; Holland 14-24, 0-0, 5, 1, 28; Mills 9-16, 2-2, 6, 1, 20; Stackhouse 1-2, 0-2, 2, 5, 2; Warren 1-9, 0-0, 6, 3, 2; Booker 1-3, 0-0, 1, 1, 2; Crumo 0-2, 0-0, 0, 0, 0; Kennedy 0-1, 0-0, 2, 1, 0; Cooper 1-5, 0-0, 8, 2, 2; Totals: 35-79 (.443), 4-6 (.667), 43, 17, 74. Fouled Out: Stackhouse (UNO). Scores by Halves: ODU 44-32-76; UNO 38-36-74; Att.: 4,046; Officials: Moser, Morgan.

## NIT First Round March 9, 1977, Norfolk, Virginia Villanova 71, Old Dominion 68 (overtime)

Villanova 71—K. Herron 8-18, 6-6, 6, 2, 22; L.Herron 10-20, 0-0, 5, 2, 20; Olive 5-13, 3-3, 12, 5, 13; Robinson 2-5, 0-0, 2, 5, 4; Rigby 2-6, 0-0, 8, 4, 4; Sparrow 1-1, 2-2, 1, 1, 4; Rogers 1-4, 0-0, 2, 2, 2; Underman 1-3, 0-2, 1, 0, 2; Totals: 30-70 (.429); 11-13 (.849); 39, 21, 71.  
Old Dominion 68—Washington 8-16, 3-7, 13, 4, 19; Valentine 9-17, 3-6, 13, 2, 21; Fuhrmann 6-10, 0-0, 2, 4, 12; Caruthers 6-12, 0-0, 1, 3, 12; Douglas 1-1, 0-0, 3, 0, 2; Conrad 1-2, 0-0, 3, 1, 2; Wright 0-4, 0-0, 0, 0, 0; Mayland 0-2, 0-0, 3, 1, 0; Ray 0-0, 0-0, 1, 1, 0; Halthcock 0-1, 0-0, 1, 0, 0; Totals: 31-65 (.477), 6-13 (.472), 44, 16, 68. Fouled Out: Olive and Robinson (Villanova); Technicals: ODU Bench; Scores by Halves: VU 30-35-6-71; ODU 37-28-3-68. Att.: 9,500; Officials: Wirtz, Austin.

## NIT First Round March 7, 1979, Norfolk, Virginia Old Dominion 83, Wagner 81

Wagner 81—Ciampaglio 6-10, 3-4, 3-5-15; Jimerson 0-4, 1, 2, 2, 0, 1; Hopkins 8-22, 7-8, 14, 2, 23; Denza 4-11, 4-4, 7, 2, 12; Hillard 0-2, 0-0, 1, 2, 0; Aponte 3-5, 0-0, 3, 0, 6; Johnson 9-13, 2-2, 2, 2, 20; Lewis 0-1, 0-0, 1, 0, 1; Tigar 2-3, 0-0, 1, 1, 4; Totals: 32-71 (.451), 17-20 (.850); 35, 15, 81.  
ODU 83—Valentine 9-14, 3-5, 13, 4, 21; Branch 11-17, 1-1, 6, 2, 23; Ray 3-4, 0-2, 3, 4, 6; Vaughan 5-11, 0-0, 3, 4, 10; Conrad 7-9, 1-2, 2, 3, 15; Adams 0-2, 0-0, 0, 1, 0; Halthcock 1-2, 0-0, 0, 1, 2; Mann 0-1, 0-0, 1, 0, 0; Ellis 3-4, 0-0, 0, 0, 6; Totals: 39-64 (.609), 5-10 (.500), 33, 19, 83. Fouled Out: Ciampaglio (W); Scores by Halves: WU 36-45-81; ODU 28-55-83. Att.: 5,193; Officials: Sell and Brown

## NIT Second Round March 12, 1979, Clemson, South Carolina Old Dominion 61, Clemson 59 (2 overtimes)

ODU 61—Branch 5-9, 0-0, 4, 4, 10; McAdoo 7-13, 0-1, 16, 3, 14; Ray 1-6, 3-4, 3, 2, 5; Vaughan 5-10, 0-0, 1, 2, 10; Conrad 2-5, 2-2, 2, 5, 6; Adams 0-3, 0-0, 3, 1, 0; Mann 1-1, 0-0, 1, 2, 2; Ellis 0-0, 1-2, 3, 2, 1; Halthcock 3-4, 7-8, 4, 1, 13; Totals: 24-51 (.471), 13-17 (.764), 40, 22, 61.  
Clemson 59—Nance 4-8, 0-1, 8, 3, 8; Dickerson 3-4, 0-1, 1, 5, 6; Campbell 4-10, 0-2, 15, 3, 8; Conrad 1-4, 3-4, 0, 3, 5; Williams 6-11, 2-2, 2, 3, 14; Johnson 6-14, 0-2, 2, 1, 12; Wyatt 0-2, 0-0, 1, 2, 0; Wells 2-7, 0-3, 4, 1, 4; Walker 1-1, 0-0, 0, 1, 2; Totals: 27-61 (.443), 5-15 (.333), 33, 22, 59. Fouled Out: Conrad (ODU), Dickerson (Clemson); Scores by Halves: ODU 36-23-0-2-61; CU 35-24-0-0-59; Att.: 9,713; Officials: Yarbrough and Shea

## NIT Quarterfinals March 15, 1979, W. Lafayette, Indiana Purdue 67, Old Dominion 59

ODU 59—Branch 4-9, 0-1, 3, 4, 8; McAdoo 5-13, 0-0, 8, 4, 10; Ellis 4-8, 6-7, 3, 5, 14; Vaughan 5-11, 4-5, 5, 4, 14; Conrad 3-5, 2-2, 8, 4, 8; Halthcock 0-5, 2-2, 4, 2, 2; Adams 0-2, 0-0, 2, 0, 0; Mann 0-3, 3-4, 3, 3, 3 Totals: 21-56 (.375), 17-21 (.810), 37, 26, 59.  
Purdue 67—Hallman 2-5, 0-3, 5, 4, 4; Morris 2-5, 1-3, 2, 3, 5; Carroll 12-24, 6-10, 7, 3, 30; B. Walker 2-3, 2-3, 2, 5, 6; Sichtung 2-7, 4-4, 2, 2, 8; Edmonson 1-2, 2-2, 3, 1, 4; S. Walker 0-0, 2-2, 2, 0, 2; Searce 3-4, 2-2, 6, 0, 8. Totals: 24-50 (.480), 19-29 (.655), 31, 19, 67. Fouled Out: Ellis (ODU), B. Walker (Purdue), Technicals: Carroll and Branch; Scores by Halves: ODU 28-31-59; Purdue 33-34-67; Att.: 14,123; Officials: Wortman, Clougherty.

## NCAA Tournament First Round March 7, 1980, Tempe, Arizona UCLA 87, Old Dominion 74

ODU 74—McAdoo 11-17, 3-3, 12, 4, 25; Valentine 5-19, 4-5, 2, 5, 14; West 0-0, 0-0, 5, 4, 0; Mann 2-10, 2-2, 7, 2, 6; Robinson 0-5, 0-0, 1, 4, 0; Vaughan 6-10, 3-5, 3, 4, 15; Branch 4-12, 0-0, 2, 4, 8; Southerland 0-0, 0-0, 0, 0, 0; Halthcock 0-1, 2-2, 2, 1, 2; Kragtjwik 2-3, 0-0, 1, 1, 4; Griekspoor 0-0, 0-0, 0, 0, 0; Totals: 30-76 (.394), 14-17 (.820), 39, 29, 74;  
UCLA 87—Vandeweghe 11-20, 12-16, 9, 2, 34; Wilkes 5-8, 5-6, 6, 3, 15; Sanders 4-9, 3-3, 18, 3, 11; Foster 4-6, 3-3, 0, 5, 11; Holton 3-6, 6-7, 1, 3, 12; Daye 2-4, 0-0, 1, 1, 4; Pruitt 0-2, 0-0, 1, 1, 0; Anderson 0-1, 0-0, 1, 1, 0; Totals: 29-56 (.517), 29-35 (.838), 39, 19, 87. Fouled Out: Valentine (ODU), Foster (UCLA). Technicals: Branch (ODU); Scores by Halves: ODU 28-46-74; UCLA 36-51-87; Officials: Spitzer, Clougherty, Wirtz.

## NIT First Round March 11, 1981, Athens, Georgia Georgia 74, Old Dominion 60

ODU 60—Mann 3-11, 0-0, 6; McAdoo 7-19, 4-4, 18; West 8-13, 0-0, 16; Robinson 1-10, 0-0, 2; Vaughan 5-15, 0-0, 10; Kragtjwik, 2-4, 0-0, 4; Adams 0-1, 0-0, 0; Broxton 2-4, 0-0, 4; Totals: 28-77 (.364), 4-4 (100), 60.  
Georgia 74—Wilkins 9-20, 3-5, 21; Banks 5-8, 2-2, 12; Fair 9-13, 0-0, 18; Fleming 3-8, 5-5, 11; Marbury 4-10, 0-0, 8; Morris 0-2, 1-2, 1; Fowler 1-2, 0-0, 2; Wallace 1-1, 0-0, 2; Truesdale 1-1, 0-0, 2; Totals: 29-66 (.439), 16-21 (.800), 74. Fouled Out: None; Scores by Halves: ODU 20-40-60; GA 32-42-74; Att.: 8,150.

## NCAA Tournament First Round March 11, 1982, Charlotte, North Carolina Wake Forest 74, ODU 57

ODU 57—Southerland 1-3, 0-0, 2, 3, 2; McAdoo 7-12, 3-5, 12, 4, 17; West 3-7, 0-0, 4, 5, 6; Smith 5-12, 3-4, 2, 3, 13; Mann 1-9, 2-2, 1, 3, 4; Robinson 2-4, 0-0, 2, 5, 4; Dean 0-0, 0-0, 0, 0, 0; Davis 0-2, 1-2, 2, 3, 1; Lambert 3-6, 4-5, 5, 1, 10; Facka 0-2, 0-0, 0, 0, 0; Buckland 0-1, 0-0, 0, 0, 0; Griekspoor, 0-2, 0-0, 3, 0, 0; Totals: 22-58 (.379), 13-18 (.722), 36, 27, 57.  
Wake Forest 74—Toms 0-3, 0-0, 3, 3, 0; Morgan 4-5, 3-5, 5, 5, 11; Johnstone 3-6, 0-0, 1, 5, 6; Young 5-7, 3-4, 3, 2, 13; Helms 7-9, 4-5, 0, 2, 18; Rudd 0-1, 0-0, 1, 2, 0, 0; Charles 0-1, 0-1, 0, 1, 0; Garber 1-1, 6-9, 0, 1, 8; Teachy 6-11, 6-7, 12, 0, 18; Totals: 26-44 (.591), 22-32 (.688), 28, 20, 74. Fouled Out: Morgan and Johnstone (WF), West, Robinson (ODU). Technicals: ODU (Bench) Scores by Halves: ODU 28-29-57; WF 30-44-74; Att.: 11,220; Officials: Yarbrough, Weiler, Holly.

## NIT First Round March 16, 1983, Columbia, South Carolina South Carolina 100, ODU 90

ODU 90—Wade 4-8, 4-5, 4, 12; Gattison 6-9, 2-5, 9, 1, 14; West 7-12, 2-3, 11, 4, 16; Robinson 2-7, 4-4, 1, 5, 8; Smith 9-20, 1-2, 3, 5, 19; Thomas 4-10, 2-2, 4, 5, 10; Davis 5-11, 1-2, 2, 2, 11; Lambert 0-0, 0-1, 1, 3, 0; Buckland 0-0, 0-0, 0, 0, 0; Calloway 0-0, 0-0, 0, 1, 0; Totals: 37-77 (.480), 16-24 (.667), 40, 30, 90.  
USC 100—Foster 11-14, 9-13, 12, 4, 31; Jergenson 1-4, 2-2, 8, 5, 4; Brittain 2-7, 2-2, 9, 3, 6; Peacock 3-6, 11-13, 1, 3, 17; Hawthorne 4-10, 6-6, 1, 1, 14; Holmes 11-17, 2-3, 6, 3, 24; Martin 1-3, 0-0, 0, 0, 2; Kendall 0-1, 0-0, 0, 0, 0; Darmody 0-1, 1-2, 2, 1, 1; Sanderson 0-1, 1-1, 1, 0, 1; Totals: 34-64 (.516), 34-42 (.809), 43, 20, 100. Fouled Out: Jergenson (USC), Robinson, Smith, Thomas (ODU). Technical Wade (ODU); Scores by Halves: ODU 33-57-90; USC 40-60-100. Att.: 8,327; Officials: Silvester, Pavia, Bonder.

## NIT First Round March 14, 1984, South Bend, Indiana Notre Dame 67, Old Dominion 62

ODU 62—Gattison 4-8, 2-5, 8, 4, 10; Davis 7-16, 2-2, 7, 3, 16; Hanley 5-11, 0-0, 6, 4, 10; Thomas 3-7, 0-0, 4, 5, 6; Smith 8-18, 0-2, 3, 4, 16; Wade 0-2, 4-6, 3, 2, 4;

Facka 0-0, 0-0, 1, 1, 0; Totals: 27-62 (.435), 8-15 (.533), 35, 23, 62.  
Notre Dame 67—Dolan 2-2, 2-4, 7, 4, 6; Royal 0-4, 0-0, 4, 1, 0; Barlow 8-12, 5-7, 2, 4, 21; Sluby 8-15, 3-4, 0, 4, 19; Hicks 1-8, 4-4, 5, 0, 6; Howard 0-0, 2-3, 0, 0, 2; Price 3-9, 0-0, 3, 2, 6; Keesop 1-1, 5-6, 11, 0, 7. Totals: 23-31 (.451), 21-28 (.750), 40, 15, 67. Fouled Out: None; Scores by Halves: ODU 29-33-62; ND 33-34-67; Att.: 5,442; Officials: Grillo, Bair, Hooker.

## NCAA Tournament First Round March 14, 1985, Hartford, Connecticut SMU 85, Old Dominion 68


ODU 68—Davis 14-22, 4-4, 10, 4, 32; Gattison 5-15, 1-2, 10, 4, 11; Hanley 2-6, 1-2, 3, 4, 5; F. Smith 1-5, 1-2, 1, 1, 3; Thomas 2-13, 0-0, 5, 2, 4; C. Smith 4-9, 1-2, 2, 0, 9; Charles 2-5, 0-0, 2, 0, 4; R. Wade 0-0, 0-1, 0, 1, 0; Lambert 0-1, 0-0, 1, 2, 0; Trax 0-1, 0-0, 0, 0, 0; Tolson 0-0, 0-0, 0, 0, 0; Facka 0-0, 0-0, 0, 0, 0; Totals: 30-77 (.390), 8-13 (.615), 38, 18, 68.  
SMU 85—Pink 0-0, 0-0, 2, 1, 0; Davis 8-14, 1-1, 15, 1, 17; Koncak 8-14, 1-6, 11, 4, 17; Moore 6-8, 2-4, 2, 2, 14; Wright 8-16, 2-2, 3, 1, 18; Lewis 1-3, 0-0, 2, 2, 2; Williams 7-7, 1-2, 6, 1, 15; Johnson 0-2, 2-2, 0, 1, 2; Thomas 0-0, 0-0, 0, 0, 0; P. Luddy 0-0, 0-0, 0, 0, 0. Totals: 38-64 (.594), 9-17 (.529), 44, 13, 85. Fouled Out: None; Scores by Halves: ODU 28-40-68; SMU 36-49-85; Att.: 10,246; Officials: Ferguson, Hackney, Moreau.

## NCAA Tournament First Round March 13, 1986, Greensboro, North Carolina Old Dominion 72, West Virginia 64

WVU 64—Yearwood 6-10, 0-0, 8, 5, 12; Brown 2-7, 0-0, 6, 2, 4; Pinkney 3-4, 0-0, 4, 5, 6; Harley 5-18, 1-2, 3, 4, 11; Blaney 6-13, 5-7, 3, 3, 17; Odopom 3-9, 2-2, 5, 5, 8; Prue 2-3, 0-0, 5, 3, 4; Brooks 0-0, 0-0, 0, 1, 0; Sernisch 1-3, 0-0, 3, 1, 2; Totals: 28-67 (.418) 8-11 (.727), 40, 29, 64.  
ODU 72—Gattison 9-12, 9-11, 9, 4, 27; Wade 5-7, 2-7, 6, 3, 12; Hanley 1-4, 0-0, 3, 0, 2; Smith 3-11, 2-3, 1, 2, 8; Thomas 6-12, 7-8, 2, 2, 19; Charles 1-1, 0-1, 3, 1, 2; Royster 0-2, 0-0, 1, 1, 0; Davis 0-0, 2-2, 2, 1, 2; Tolson 0-0, 0-0, 1, 0, 0; Totals: 25-49 (.510), 22-32 (.688), 30, 14, 72. Fouled Out: Yearwood, Pinkney, Odum (WVU); Scores by Halves: WVU 31-33-64; ODU 34-38-72; Att.: 8,328 Officials: Dibler, Ballesteros, Dodge.

## NCAA Tournament Second Round March 15, 1986, Greensboro, North Carolina Duke 89, Old Dominion 61

ODU 61—Wade 3-5, 4-6, 2, 2, 10; Gattison 7-17, 3-7, 5, 3, 17; Hanley 0-2, 0-0, 0, 1, 0; Smith 1-4, 1-2, 1, 3, 3; Thomas 5-13, 3-4, 2, 4, 13; Charles 1-3, 1-2, 4, 3, 3; Jones 0-0, 0-0, 1, 0, 0; Carlyle 1-2, 1-2, 1, 0, 3; Trax 1-2, 0-0, 0, 1, 2; Royster 0-1, 0-2, 1, 2, 0; Tolson 4-6, 1-2, 1, 1, 9; Davis 0-1, 1-2, 7, 4, 1. Totals:



Isaiah Hunter scored 28 points in ODU's NIT win at Colorado, and 29 at Hofstra in the NIT Quarterfinals

# POST-SEASON RESULTS

23-56 (.411), 15-29, 29, 4, 61  
 Duke 89-Henderson 1-4, 6-6, 3, 2, 8; Alarie 5-12, 3-4, 14, 1, 13; Bilas 3-4, 4-8, 1, 3, 10; Amaker 4-7, 2-5, 1, 1, 10; Dawkins 10-12, 5-5, 2, 3, 25; Snyder 0-1, 0-0, 1, 0, 0; Strickland 2-2, 0-0, 0, 0, 4; Smith 0-1, 0-0, 1, 0, 0; Ferry 5-7, 0-0, 3, 4, 10; Williams 0-1, 2-2, 1, 1, 2; Nessley 2-4, 1-2, 2, 4, 5; King 1-3, 0-0, 4, 3, 2; Totals: 33-58 (.569), 23-32 (.719), 37, 22, 89. Fouled Out: None. Scores by Halves: ODU 31-30-61; Duke: 43-46-89; Att.: 12,096; Officials: Pavia, Dibler, Leimbach.

## NIT First Round March 16, 1988, Columbus, Ohio Ohio State 86, Old Dominion 73

ODU 73-Carver 5-10, 0-0, 4, 5, 11; Trax 5-11, 0-0, 4, 3, 14; Davis 6-10, 5-7, 6, 1, 17; Smith 5-12, 0-0, 1, 0, 10; McDonald 3-7, 0-1, 1, 5, 6; Grant 1-2, 0-0, 0, 0, 3; Royster 6-8, 0-0, 6, 3, 12; Lofton 0-0, 0-0, 0, 0, 0; Totals: 31-60 (.517), 5-8 (.625), 25, 17, 73. Three-Point Goals: 6-16 (.375), Carver (1-2), Trax (4-8), Smith (0-5), Grant (1-1).

OSU 86-White 4-8, 0-1, 4, 3, 8; Francis 4-6, 1-1, 2, 3, 9; Carter 12-18, 1-4, 9, 10, 1, 25; Wilson 5-12, 0-0, 6, 1, 10; Burson 7-16, 4-4, 5, 2, 18; Bradley 0-0, 0-0, 0, 1, 0; Doss 0-1, 0-0, 1, 0, 0; J. Anderson 2-2, 1-2, 1, 1, 5; Mateen 3-6, 5-5, 7, 2, 11. Totals: 37-69 (.536), 12-17 (.706), 38, 14, 86. Three Point Goals 0-7 (.000), White (0-1), Wilson (0-6). Fouled Out: Carver and McDonald (ODU); Scores by Halves: ODU 34-39-73; OSU 36-50-86; Att.: 10,009; Off.: Sternberger, Greene, Schumer.

## NCAA Tournament First Round March 20, 1992, Worcester, Massachusetts Kentucky 88, Old Dominion 69

UK 88-Ford 0-3, 0-0, 1, 0, 0; Riddick 0-0, 1-2, 1, 1, 1; Woods 6-11, 4-6, 5, 2, 16; Feldhaus 4-6, 2-4, 1, 3, 11; Mashburn 3-13, 4-6, 13, 4, 11; Brown 4-8, 1-2, 2, 2, 11; Farmer 4-11, 0-0, 3, 2, 10; Pelphrey 7-11, 7-7, 5, 3, 22; Martinez 2-4, 2-2, 1, 5, 6; Totals: 30-67 (.448), 21-29 (.724), 33, 23, 80; Three-Point Goals: 7-27 (.259), ODU 69-Larkin 0-0, 0-0, 1, 0, 0; Harvey 3-6, 0-1, 2, 2, 6; Smith 0-0, 0-0, 0, 0, 0; Anderson 2-5, 0-0, 3, 2, 4; Grant 4-7, 3-3, 3, 2, 14; Leake 0-0, 0-0, 0, 0, 0; Jackson 4-10, 4-6, 5, 5, 14; Robinson 2-4, 0-0, 1, 3, 4; Jones 0-0, 0-0, 1, 0, 0; Leonard 1-6, 3-4, 4, 4, 5; Wright 0-0, 1-2, 0, 1, 1; Sessoms 4-6, 12-13, 11, 3, 21; Gwynn 0-0, 0-0, 0, 0, 0; Totals: 20-44 (.455), 23-29 (.793), 34, 22, 69. Three Point Goals: 6-13 (.462); Fouled Out: Jackson (ODU), Martinez (UK); Scores by Halves: UK 34-43-88; ODU 32-37-69; Att.: 13,513.

## NIT First Round March 18, 1993, Norfolk Scope Old Dominion 74, VCU 68

VCU 68-McCoy 6-10, 1-3, 3, 4, 16; Mills 12-19, 0-0, 14, 2, 24; Ksourine 3-7, 5-7, 13, 4, 11; Gibson 0-7, 0-0, 5, 3, 0; Harris 3-13, 2-2, 3, 4, 11; Brower 0-1, 0-0, 0, 1, 0; Washington 1-3, 0-2, 1, 1, 2; Ashby 2-5, 0-1, 8, 2, 4; Totals: 27-65 (.415), Three-Point Goals: 6-22 (.273), McCoy (3-5), Ksourine (0-1), Gibson (0-3), Harris (3-12), Brower (0-1); 8-15 (.533), 49, 21, 68.  
 ODU 74-Sessoms 3-10, 2-4, 4, 5, 9; Mullen 2-6, 2-2, 7, 2, 6; Hodge 7-11, 2-5, 10, 4, 16; Anderson 3-7, 2-2, 3, 2, 8; Jackson 9-16, 3-4, 5, 1, 26; Larkin 1-3, 2-6, 1, 1, 5; Swann 0-2, 0-0, 1, 1, 0; Harvey 0-2, 1-2, 5, 1, 1; Jones 1-4, 1-2, 1, 2, 3; D. Parker 0-1, 0-2, 2, 0, 0. Totals: 26-62 (.419); Three-Point Goals: 7-14 (.500), Sessoms (1-4), Jackson (5-9), Larkin (1-1); 15-29 (.517), 39, 19, 74. Fouled Out: Sessoms; Scores by Halves: VCU 37-31-68; ODU 40-34-74; Att.: 6,473.

## NIT Second Round March 22, 1993, Oxford, Ohio Miami-Ohio 60, Old Dominion 58


ODU 58-Sessoms 2-11, 5-6, 4, 1, 10; Mullen 1-3, 6-6, 4, 2, 8; Hodge 4-7, 0-0, 8, 4, 8; Anderson 3-5, 2-3, 1, 1, 10; Jackson 4-12, 0-0, 1, 2, 11; Swann 0-2, 4-4, 0, 0, 4; Larkin 1-2, 0-0, 0, 3, 2; Harvey 2-2, 0-0, 5, 1, 4; Jones 0-0, 0-0, 0, 0, 0; D. Parker 0-0, 1-2, 1, 0, 1; Totals: 17-44 (.386), Three-Point Shots: 6-12 (.500), Sessoms (1-3), Mullen (0-1), Anderson (2-2), Jackson (3-6); 18-21 (.857), 28, 14, 58. MO-60-Michaelis 3-8, 0-0, 4, 0, 7; Kramer 0-11, 0-0, 2, 3, 17; Mahaffey 3-4, 2-6, 8, 3; Cross 0-2, 1-2, 1, 4, 1; Belyeu 2-7, 2-2, 5, 2, 6; Hacking 3-7, 0-0, 0, 1, 9; Beard 2-5, 0-0, 8, 1, 4; Darbyshire 3-6, 0-0, 2, 1, 6; McKenna 1-3, 0-0, 0, 2, 2; Totals: 23-53 (.434), Three-Point Shots: 9-19 (.474), Michaelis (1-4), Kramer (5-8), Cross (0-1), Belyeu (0-1), Hacking (3-5); 31, 17, 60. Scores by Halves: ODU 28-30-58; MO 40-20-60; Att.: 7,118.

## NIT First Round March 17, 1994, Scope Old Dominion 76, Manhattan 74

MC 74-Hoover 2-6, 2-2, 3, 4, 6; Birmingham 12-17, 0-2, 8, 0, 27; Marshall 7-10, 1-3, 10, 2, 15; Ellis 5-12, 1-2, 3, 2, 14; Hyman 1-4, 0-0, 1, 4, 2; Thacker 0-2, 0-0, 0, 0, 0; Phoenix 2-4, 6-8, 4, 5, 10; Bucero 0-0, 0-0, 1, 0, 0; Brown 0-0, 0-0, 0, 0, 0. Totals: 29-58 (.500) 10-17 (.588) 37, 17, 74. Three-Point Shots: 6-14 (.429) Birmingham (3-5), Ellis (3-6), Hyman (0-1), Bucero (0-2).  
 ODU 76-Sessoms 3-10, 2-2, 5, 0, 10; Jones 6-12, 1-1, 5, 2, 15; Hodge 8-18, 5-6, 9, 1, 21; Swann 6-9, 4-4, 2, 2, 19; Larkin 2-6, 0-0, 6, 2, 5; Harvey 0-0, 0-1, 3, 0, 0; Sherod 0-0, 0-0, 0, 0, 0; Robinson 0-0, 0-0, 0, 0, 0; Johnson 0-3, 0-0, 0, 0, 0; Mullen 2-5, 2-4, 3, 2, 6; D. Parker 0-1, 0-0, 3, 1, 0. Totals: 27-64 (.422) 14-18 (.778), 36, 11, 76; Three-Point Shots: 8-23 (.348), Sessoms (2-8), Jones (2-5), Swann (3-4), Larkin (1-4), Johnson (0-2). Scores by Halves: Manhattan 42-32-74; ODU 49-27-76; Att.: 4,470; Officials: Wall, Ridenhour, Costabile.

## NIT Second Round March 22, 1994, Carver Arena, Peoria, Ill. Bradley 79, Old Dominion 75.

ODU 75-Sessoms 1-4, 2-2, 0, 5, 5; Jones 4-12, 1-1, 8, 4, 11; Hodge 10-18, 5-9, 11, 5, 25; Swann 4-8, 5-6, 5, 4, 13; Larkin 2-2, 2-2, 6, 3, 8; Mullen 3-6, 1-2, 23, 2, 7; Johnson 2-4, 0-0, 0, 0, 5; Sherod 0-0, 1-2, 0, 0, 1; D. Parker 0-0, 0-0, 0, 1, 0; Harvey 0-0, 0-0, 1, 2, 0. Totals: 26-54 (.481); 17-24 (.708), 35, 26, 75. Three Point Shots: 6-12 (.500) Sessoms (1-2), Jones (2-5), Larkin (2-2), Johnson (1-3), BU 79-Pollard 2-4, 1-4, 5, 0, 5; Jackson 11-23, 5-6, 6, 2, 27; Klene 6-13, 5-6, 8, 4, 18; Wright 3-7, 5-7, 2, 3, 11; Suchy 0-5, 1-2, 3, 1, 1; Winslow 0-1, 0-0, 0, 3, 0; Parker 4-5, 5-6, 5, 1, 14; Baptist 0-0, 0-0, 0, 1, 0; Funches 1-1, 1-2, 3, 1, 3. Totals: 27-59 (.458) 23-32 (.719) 34, 16, 79. Three Point Shots: 2-8 (.250) Klene (1-2), Wright (0-3), Suchy (0-1), Parker (1-2). Fouled Out: ODU Sessoms, Hodge. Scores by Halves: ODU 39-36-75; Bradley 29-50-79; Att.: 9,940; Officials: Cahill, McDonald, McDonnell.



Mark Davis scored 32 points against SMU in the 1985 NCAA Tournament in Hartford, Conn.

## NCAA East Regional March 17, 1995 Knickerbocker Arena, Albany, New York Old Dominion 89, Villanova 81 (3 overtimes)

ODU 89-Sessoms 10-25, 11-12, 8, 2, 35; Mullen 6-14, 4-8, 10, 3, 16; Harvey 4-6, 1-2, 9, 2, 9; Dunlap 0-2, 3-4, 3, 2, 3; Jones 6-18, 3-4, 8, 5, 19; Samuels 1-4, 0-0, 2, 3, 2; Sherod 1-2, 3-4, 4, 3, 5; D. Parker 0-0, 0-0, 1, 1, 0. Totals: 28-71 (.394), 25-34 (.735), 48, 21, 89. Three-Point: 8-26 (.308) Sessoms(4-12), Mullen(0-1), Dunlap(0-1), Jones(4-10), Samuels(0-2).  
 Villanova 81-Kornegay 4-12, 3-4, 12, 1, 11; Eberz 0-5, 2-5, 1, 4, 2; Lawson 7-14, 4-6, 17, 5, 18; Haynes 5-13, 4-6, 2, 2, 15; Kittles 9-20, 2-3, 6, 4, 22; Williams 5-10, 3-4, 5, 13; Wilson 0-0, 0-0, 0, 0, 0; Penn 0-2, 0-0, 1, 3, 0. Totals: 30-76 (.395), 18-28 (.643), 46, 24, 81. Three-Pointers: 3-21 (.143) Fouled Out: ODU-Jones, VU-Lawson and Williams. Assist Leader: ODU Dunlap (7), VU-Williams (6); Scores by Halves: ODU 29-29-9-5-17-89; VU 24-34-9-5-9-81; Att.: 15,100; Officials: Thornley, Dixon, Janssen.

## NCAA East Regional March 19, 1995 Knickerbocker Arena, Albany, New York Tulsa 64, Old Dominion 52

ODU 52-Sessoms 7-18, 2-3, 5, 3, 17; Mullen 1-6, 2-3, 8, 3, 4; Harvey 3-7, 2-2, 8, 1, 8; Dunlap 0-4, 0-0, 1, 1, 0; Jones 8-17, 1-2, 4, 1, 19; Sherod 1-3, 0-0, 0-0, 2, 2; Samuels 0-1, 0-0, 1, 2, 0; D. Parker 1-1, 0-0, 3, 1, 2; Johnson 0-0, 0-0, 0, 0, 0; C. Parker 0-0, 0-0, 0, 0, 0. Totals: 21-57 (.370), 7, 10 (700), 32, 17, 52. Three-Pointers: 3-15 (.200) Sessoms (1-5), Mullen (0-1), Jones (2-7), Sherod (0-2).  
 Tulsa 64-Poindexter 1-4, 0-0, 7, 3, 2; Johnson 0-6, 4-4, 11, 1, 4; Rollo 0-1, 0-2, 4, 0, 0; Williamson 5-10, 6-7, 3, 1, 19; Seals 11-24, 5-5, 5, 2, 31; Maldonado 1-3, 2-2, 7, 4, 4; Love 0-3, 0-0, 1, 1, 0; Hermadi 2-3, 0-0, 3, 1, 4; Totals: 20-54 (.370), 17-20 (.850), 42, 13, 64. Three-Pointers: 7-21 (.333), Johnson (0-1), Williamson (3-7), Seals (4-12), Love (0-1). Fouled Out: None; Assist Leaders: ODU-Dunlap (7), Tulsa-Williamson (5); Scores by Halves: ODU 26-26-52; Tulsa 33-31-64; Att.: 15,109; Officials: Libbey, Thornley, Janssen.

## NCAA East Regional March 14, 1997 Pittsburgh, Pa. - Pitt. Civic Center New Mexico 59, Old Dominion 53

ODU(55)Poag 4-16 5-5:5:Hodge 3-10 1-2:7; Bowdler 1-3 0-0 2:Dunlap 1-3 3-4 5:Byers 3-7 0-0 7; Bryant 0-0 0-0 0:Sherod 4-10 0-0 8; Bassette 1-1 4-4 6; Youngblood 2-3 1-2 5; Totals:19-53(.358), 14-17(.824) Rebs: 28  
 NM (59) Smith 4-10 0-0 8; Shields 2-7 0-0 4; Thomas 4-7 7-10 15; Long 5-10 4-4 14; Gibson 1-2 4-6 6; Olney 2-3 0-0 5; Schonstein 1-2 1-3 3; Baum 0-0 0-0 0; Santiago 2-2 0-0 4; Totals:21-43 (.488), 16-23 (.696) Rebs: 31;Three Point Goals:ODU 3-15 (Poag 2-11, Byers 1-3,Sherod 0-1); NM 1-11 (Smith 0-3, Shields 0-3,Thomas 0-1,Long 0-2,Olney 1-2); Total Fouls: ODU(15), NM(14), Fouled Out:Shields-NM;Rebound Leaders: ODU-Bowdler (6), NM-Long(9); Assist/Leader: ODU(8)-Dunlap(4), NM(8)-Long(2); Halftime Score: NM 28-26; Attn: 17509; Officials: Sanzere, Gray Ridenhour.

## NIT - First Round March 10, 1999 ODU Fieldhouse, Norfolk, VA Seton Hall 56, Old Dominion 75

SH (56)- Jordan 3-7, 2-2, 6, 1, 8, 36; Saunders 4-16, 1-1, 6, 1, 37; Manga 1-6, 2-4, 5, 4, 1, 25; Shine 0-7, 4-4, 4, 0, 19; Kaukenas 7-10, 3-7, 4-7, 19, 2, 36; Holloway 3-9, 3-4, 3, 9, 2, 22; Moore 1-5, 0-0, 2, 1, 12; Garrett 0-0, 0-0, 1, 0, 13. Totals: 19-67 (.284), 15-19 (.789), Rebs: 36. Three-pointers: 3-17 (.143) Saunders (1-3), Shine (0-3), Kaukenas (2-7), Moore (0-4).  
 ODU (75)- Bowdler 5-14, 3-4, 2, 14, 34; Poag 7-15, 1-1, 7, 4, 19, 30; Bassette 6-11, 2-2, 10, 1, 14. 27; Byers 0-1, 0-0, 3, 0, 12; Williams 5-9, 4-4, 4, 2, 16, 29; McCullum 1-4, 0-0, 2, 2, 2, 22; Bryant 0-0, 1-2, 0, 0, 1, 4; Greene 3-4, 0-0,

1, 3, 6, 25; Burris 0-1, 0-0, 2, 0, 0, 1; Neal 0-0, 0-0, 0, 0, 0, 1; Brown 1-1, 0-0, 0, 0, 3, 1; Hemphill 0-1, 0-0, 0, 0, 0, 14. Totals 28-61 (.459), 11-16 (.688), Rebs: 48. Three-pointers: 8-17 (.471) Bowdler (1-2), Poag (4-6), Byers (0-1), Williams (2-4), McCullum (0-2), Brown (1-1), Hemphill (0-1). Assist leaders: SH-Holloway(3), ODU-Williams(4); Score by half: SH 23-33-56; ODU 34-41-75. Att: 4309; Officials: Constable, Maxwell, Wall.

## NIT - 2nd Round Indianapolis, Ind. - Hinkle Fieldhouse Butler 75, Old Dominion 62

ODU (62) Bowdler 4-6, 2-2, 14, 1, 11, 35; Poag 7-16, 2-2, 2, 0, 19; Bassette 2-3, 1-2, 4, 4, 5, 23; Byers 0-1, 0-0, 1, 0, 0, 5; Williams 4-12, 0-0, 0, 4, 10, 34; McCullum 2-7, 0-0, 4, 3, 4, 21; Bryant 1-1, 0-0, 4, 2, 4, 20; Greene 2-2, 1-1, 0, 3, 5, 18; Burris 0-0, 0-0, 0, 0, 1; Brown 0-0, 0-0, 1, 0, 0, 1; Hemphill 2-4, 0-0, 2, 1, 6, 5. Totals 24-53 (.453), 6-7(.857), Rebs: 31. Three-pointers: 8-27 (.296) Bowdler (1-2), Poag (3-9), Byers (0-1), Williams (2-8), McCullum (0-3), Hemphill (2-4).  
 BU (75) Hirschy 2-5, 0-0, 2, 4, 16; Hainje 6-9, 2-2, 4, 0, 15, 30; Marshall 6-13, 1-2, 10, 3, 13, 35; Jackson 3-13, 8-13, 3, 0, 15, 33; Hicks 3-5, 3-4, 2, 3, 10, 27; Graves 2-3, 0-0, 0, 1, 5, 7; Pflugner 3-6, 0-0, 6, 19, Jones 0-1, 0-0, 0, 0, 1; Jordan 1-5, 2-2, 4, 0, 5, 22; Giesack 1-1, 0-0, 2, 3, 2, 10. Totals 27-61 (.443), 16-23 (.696), Rebs: 36. Three-pointers 5-15 (.333) Hirschy (0-3), Hainje (1-1), Jackson (1-4), Hicks (1-2), Graves (1-1), Pflugner (0-1), Jordan (1-3). Assist leaders: ODU-Bryant(4); BU-Jackson(7); Score by half: ODU 32-30-62; SH-29-46-75; Att: 8349; Officials: Hughes, Huetter, Giallella.


## NCAA Tournament First Round March 18, 2005 DCU Center, Worcester, MA Michigan State 89, Old Dominion 81

ODU(81) Vasyliu 4-8, 2-5, 2-3, 4, 12; Loughton 6-18, 1-2, 9-10, 11, 4, 22; Hunter 3-10, 0-2, 7-8, 2, 3, 13; Williamson 2-3, 2-2, 0-0, 2, 4, 6; Thomas 3-7, 2-5, 0-0, 4, 2, 8; Morris 0-0, 0-0, 0-0, 0; Johnson 3-5, 0-0, 1-1, 4, 4, 7; Henderson 0-0, 0-0, 0-0, 1, 2, 0; Thompson 0-0, 0-0, 0-0, 0; Harris, 0-0, 0-0, 0-0, 2, 0; Dahi 5-10, 0-4, 3-4, 4, 4, 13; Totals: 26-61 (.426), 7-20 (.350), 22-26 (.846), 30, 29, 81. Assist Leader: Loughton (6).  
 MSU (89) Anderson 4-5, 1-1, 6-6, 4, 4, 15; Davis 5-8, 0-0, 4-4, 6, 14; Brown 3-7, 1-4, 6-7, 3, 0, 13; Neitzel 3-5, 1-1, 2-2, 1, 0, 9; Ager 4-9, 0-2, 5-6, 3, 1, 13; Hill 2-7, 0-5, 2-7, 3, 2, 6; Trannon 1-1, 0-0, 2-2, 0, 2, 4; Torbert 6-8, 0-1, 1-2, 4, 3, 13; Bograkov 0-0, 0-0, 0-0, 0, 1, 0; Nymrick 1-1, 0-0, 0-0, 4, 5, 2; Totals: 29-51 (.569), 3-14 (.214), 28-36 (.778), 30-22, 89. Assist Leader: Hill (4). ODU by halves: 42-39=81; MSU by halves: 37-52=89. Att: 13,009.

## NIT QUARTERFINAL March 22, 2006 Hofstra Arena Hempstead, NY ODU 61, Hofstra 51

ODU(61): Henderson 1-2, 0-0, 2, 3; Dahi 3-6, 4-5, 4, 10; Loughton 3-6, 0-0, 7, 6; Hunter 10-19, 5-7, 6, 29; Williamson 1-4, 2-4, 4, 5; Johnson 0-2, 0-0, 0, 2; Lidonde 0-3, 0-1, 3, 2; Harris 0-1, 0-0, 0, 0; Adams 0-2, 1-2, 7, 1; Vasyliu 3-10, 1-1, 4, 7; Totals: 21-55 (.382), 13-19 (.684), 41, 61. Three-Pointers: (6-19) Henderson (1-2), Dahi (0-1), Loughton (0-1), Hunter (4-9), Williamson (1-2), Johnson (0-1), Lidonde (0-1), Adams(0-1), Vasyliu (0-1). Total Fouls: (13), Assists (13) leader:Williamson (5). Turnovers: (12).  
 HOFSTRA (51): Kieza 2-3, 0-0, 4, 5; Uter 2-5, 3-4, 11, 7; Stokes 4-14, 4-4, 7, 12; Agudio 6-23, 0-0, 4, 13; Rivera 4-14, 0-0, 6, 10; Johnson 0-1, 0-0, 1, 0; Gladley 2-3, 0-1, 4, 4; Totals: 20-63 (.317), 7-8 (.875), 38 51. Three Pointers: 4-24 (.167), Kieza (1-2), Stokes (0-3), Agudio(1-11), Rivera (2-8). Total fouls: (20), Assists(10) Leader: Stokes and Rivera (4), Turnovers: (12). Scores by halves: ODU 24-37=61; Hofstra 30-21=51 Att:5047.

# POST-SEASON RESULTS



Ronnie McAdoo grabbed 16 rebounds in the Monarchs' 61-59 double overtime NIT win over Clemson in 1979.

## NIT SEMIFINAL March 28, 2006 Madison Square Garden New York City, NY Michigan 66, ODU 43

ODU(43): Adams 0-3, 0-0,1,0; Dahi 2-3, 2-2, 2,6; Vasylius 2-6, 0-1, 2,4; Hunter 1-15, 1-2, 5, 3; Williamson 3-6, 2-2, 5, 10; Harris 1-2, 0-0, 3,2; Loughton 1-7, 1-3, 9; Henderson 4-7, 0-0, 2,11; Johnson 0-2, 1-2, 2, 1; Lidonde 1-2, 0-0, 4,2; Thompson 0-1, 0-0,0,0; Morris 0-0, 0-0, 0,0; Mrksic 0-0, 0-0, 0,0. Totals: 15-54 (.278), 7-12 (.583), 38, 43. Three-Pointers: (6-21) .286 Vasylius (0-2), Hunter (0-5), Williamson (2-5), Loughton (1-2), Henderson (3-6), Lidonde(0-1). Total fouls (14) Assists (10), Leader: Hunter (4).

Michigan (66) Abram 1-3, 0-0, 5, 2; Brown 1-2, 2-4, 5, 4; Hunter 4-12, 1-1, 9, 9; Harrell 0-0,0-0,0,0; Horton 4-1, 1-3, 1,10; Coleman 4-6, 0-0,0,3,9; Smith 1-2, 0-0,3,3; Petway 2-2, 0-1, 4,4; Harris 1-9, 2-2, 1,5; Sims 8-10, 23, 7,18;Ba 1-1, 0-0,0,2; Totals: 27-58 (.466), 8-14 (.571), 39, 66. Three Pointers: (4-19).222 Abram (0-2), Hunter (0-2), Horton (1-5), Coleman (1-2), Smith (1-1), Harris (1-6). Total fouls (17), Assists (14), leader-Smith and Harris (4). Score by halves: ODU 24-19=43; Michigan 33-33=66. ATT: 7473

## NCAA BUFFALO REGIONAL March 15, 2007-1st round HSBC Arena, Buffalo, NY

Butler 57, ODU 46 ODU(46): Dahi 3-8, 3-3, 7,10; Vasylius 3-12, 3-3, 3,10; Johnson 5-12, 0-0,5,11; Williamson 1-8, 0-0,2,2; Henderson 1-6, 0-0,1,3;Lidonde 0-3, 0-1, 3,0; Lee 5-5, 0-0,11,10; Neely 0-0,0-0,1,0; Harris 0-0,0-0,0,0; Adams 0-1,0-0,1,0,0; Totals: 18-55(.327), 6-7 (.857), 34, Three-Pointers: 4-20(.200) Dahi (1-3), Vasylius (1-4), Johnson (1-4), Williamson(0-4), Henderson (1-4), Lidonde(0-1). Totals Fouls(21), Fouled out: Williamson, Henderson; Assists (4), Turnovers (11),Blks (4),Steals(8) BUTLER(57): Betko 0-1, 0-0,0,0; Crone 4-8,3-6,2,12; Lion 1-0, 0-0,4,2; Graves 5-12,5-6,4,18; Green 5-12,2-4, 10,14;Veasley 0-1,0-0,1,0; Nellesms 1-1,0-0,1,2; Streicher 0-2,0-0,0,0;Campbell 3-8,0-0,2,9; Totals: 19-46 (.413), 10-16 (.625), 35;Three-Pointers 9-24 (.375), Betko (0-1),Crone (1-4), Graves (3-8), green (2-4), Campbell(3-7); Total Fouls:(15), Assists (11), Turnovers (11), Blks(3),Steals (6). ODU 20-26=46 Butler 19-38=57

Officials: Doug Shows,Bert Smith, Michael Eggers; ATT: 18,649

## CIT CHAMPIONSHIP CollegeInsider.com Championship March 31, 2009, Peoria, IL - Carver Arena ODU 66, Bradley 62

ODU (66): Lee 5-14, 3-4, 6,1,13; Hassell 8-16, 2-4, 15, 3, 18; Finney 3-8, 0-0, 4, 2, 6; James 3-8, 0-0, 0, 1, 7; Neely 5-9, 4-6, 7, 0; Cooper 0-0, 0-0, 1,1,0; Bazemore 1-2, 0-0, 4,1,2; Carter 2-6, 0-0, 0,2,4; Adams 0-1, 0-0, 0, 0,0. Totals: 27-64 (.422); 9-14 (.643); 42; 11; 66. 3PT FG: 3-13 (.231); Finney (0-3), James (1-4), Neely (2-4), Carter (0-1), Adams (0-1), Assist Leaders: James (3), Bazemore(3). Blocked Shots; (2), Leader-Finney(2);Steals: (7)-Leader Finney(2), Turnovers (11)

BRADLEY (62): Wilson 4-10, 3-4, 9, 2, 11; Collins 1-3, 3-4, 4, 1,5; McCain 1-5, 0-0, 1,0,2; Maniscalco 5-10, 0-0,5,3,12; Roberts; 7-12, 0-0,6,3,15; Dunson 1-5, 2-2, 0,0,4; Norris 2-3, 0-0,0,0,5; Brown 1-3, 0-0,3,0,2; Singh 3-8, 0-0, 6,3,6. Totals: 25-59(.424), 8-10(.800), 35, 12, 62. 3PT FG: 4-22 (.182); Wilson (0-1), McCain (0-4), Maniscalco (2-7), Roberts (1-6), Dunson (0-3), Norris (1-1), Assist Leaders: Maniscalco(5). Blocked Shots: (5)-Leader: Wilson(2); Steals(6), Leader: Wilson and Singh(2);Turnovers(11). ODU 28-38=66 BU 28-34=62

## NCAA First Round New Orleans, LA. New Orleans Arena March 18, 2010 Old Dominion 51, Notre Dame 50

ODU (51): Lee 4-7, 1-3, 3, 0,9; Hassell 6-11, 3-3, 9, 2, 15; James 2-8, 0-1, 3, 1, 5; Bazemore 2-6, 0-1, 4, 4, 4; Finney 2-6, 2-2, 5,0,7; Wright 0-0, 0-0, 0,1,0; Iliadis 0-1, 0,0,0,0; Cooper 0-0, 0-0, 0,1,0; De Lancy 0-0, 0-0,0,0,0; Neely 0-1, 0-0, 0,0,0; Carter 4-8, 2-2, 6,0,11. Totals: 20-48 (.417), 8-12 (.667), 31, 9, 51. Three-Pointers : 3-13 (.231) , Lee (0-1), James (1-4), Finney (1-4), Iliadis (0-1), Carter (1-3), Assists (11), Turnover (8), Blocked Shots (2), Steals (7).

NOTRE DAME (50): Abromaitis 4-11, 1-1, 3,3, 9; Scott 6-13, 0-0, 10, 3,14; Nash 0-2, 1-2, 3,4,1; Jackson 2-11, 0-0, 5,0,5; Hansbrough 7-12, 0-0,6,1,17; Peoples 0-0-0, 0,0; Harangody 2-9, 0-0,7,3,4; Cooley 0-0-0, 0, 1,0,0; Totals: 21-59 (.356), 2-3 (.667), 38, 14, 50. Three-Pointers 6-26 (.231), Abromaitis (0-5), scott (2-5), Jackson (1-7), Hansbrough (3-8), Harangody (0-1) Assists (12), Turnovers (10), Blocks (2), Steals (6). ODU 22-29=51; ND 28-22=50; ATTN: 10,484

## NCAA Second Round New Orleans, LA. New Orleans Arena March 20, 2010 #19 Baylor 76, ODU 68

ODU (68): Lee 4-8, 7-8, 1,3,15; Hassell 6-14, 3-6, 8, 3, 15; Finney 3-8, 1-2, 6, 2,10; James 2-6, 0-0,2,4,6; Bazemore 4-6, 4-4, 3,2,13; Wright 0-0, 0-0,0,1,0; Iliadis 0-1, 0-0, 0,1,0; Cooper 0-0, 0-0, 0,0,0; Neely 1-3, 0-0, 4,0,2; carter 3-7, 1-2, 5,2,7; Totals: 23-53 (.434), 16-22 (.727), 31, 18, 68; Three-Pointers: 6-13 (.462) Finney (3-5), James (2-5), Bazemore (1-2), Carter (0-1), Assists (16), Turnovers (14), Blocks (3), Steals (3).

BAYLOR (76): Udoh 2-7, 4-7,4,3,8; Jones 4-9, 0-0,2,1,10; Lomers 6-7,2-3,8,5,14; Dunn 9-16,4-5,6,4,26; Carter 5-11,0-0,2,2,12; Ellis 0-0, 0-0,2,0,0; Acy 2-4, 2-2,3,3,6; Walton 0-0,0-0,1,1,0; Totals: 28-54 (.519), 12-17 (.706), 30,19,76. Three-Pointers: 8-20 (.400), Jones (2-4), Dun (4-11), Carter (2-5). Assists (15), Turnovers (13), Blocks (6), Steals (8). ODU 28-40=68; Baylor 38-38-76; ATT: 11,966

## Butler 60, Old Dominion 58 NCAA Second Round March 17, 2011 - Verizon Center, Washington, DC

ODU (58): Cooper 2-5, 0-0, 1,4,4; Finney 2-8 3-6, 7,3,8; Hassell 7-13, 6-7, 5,3,20; James 2-7, 0-0,2,0,6; Bazemore 0-3,6-8,7,4,6; Iliadis 1-3, 2-2,0,0,5; De Lancy 0-0,0-0,0,0,0; Carter 2-6, 4-4,4,3,9; Totals: 16-45(.356)

21-27(.778),29,17,58; 3PT- Finney (1-5), James (2-6) Iliadis (1-2), Carter (1-2)-Totals:5-15(.333), Ast(8)-Bazemore(3), TO(15), BLK(1), Stl (9), BUTLER (60): Smith 5-9, 1-3,6,4,11; Howard 5-8-4-4,5,3,15; Mack 5-14, 2-2,2,4,15; Vanzant 3-6,0-0,2,3,8; Stigall 0-2,0-0,1,2,0; Hahn 0-4,0-0,0,0,0; Nored 2-5,0-0,2,3,5; Marshall 0-3,0-0,3,0,0; Butcher 2-3, 2-2,6,2,6; Totals: 22-54 (.407), 9-11 (.818), 32,21,60; 3PT- Howard (1-4), Mack (3-10), Vanzant (2-4), Stigall (0-2), Hahn (0-4), Nored (1-2), Total: 7-26(.269), Ast: (11)-Mack (5), Ast. (11), TO (15), BLK (1), STL (8). ODU 29-29=58; Butler 27-33=60; Officials: Michael Eades, Ray Perrone, Wally Rutecki

## Stanford 67, Old Dominion 60 NIT Semifinals

### March 31, 2015, Madison Square Garden, New York, NY

Stanford (67) Rosco 0-0, 0-0,3,3,0; Nastic 5-9, 7-8,6,3,17; Randle 6-14, 9-12, 4, 4, 24; Allen, 3-8, 1-1,5,3,8; Brown 3-5, 5-6, 2,1,14; Sanders 0-0, 0-0,1,10; Cartwright 0-0-0,0,1,0; Humphrey 0-0, 0-0,110; Pickens 0-0, 0-0, 0,1,0; Travis 2-3,0-1,8,4,4; Totals: 19-39 (.487);22-28 (.786); 35, 22, 67. Three-Pointers: (7-14) Randle(3-8), Allen (1-3), Brown (3-3). Assists: (8) Leader - Nastic, Randle, Sanders (2 each); Blocks (3); Steals (4).

ODU (60)- Taylor 1-2, 0-1, 4,1,2; Arledge 2-6, 1-4, 3,4,5;Baker 0-3,0-0,5,2,0; Bacote 0-4,0-0,1,1,0; Freeman 6-24, 1-2,5,1,13; Palmore 1-0-0,0,3,0; Douglas 1-4,7-9, 6,3,9; Clark 0-0, 0-0, 0 0 0; Mosley 4-10, 5-7, 1,2,16; Ross 7-7, 1-2, 3,3,15; Biberaj 0-0, 0-0, 1,2,0; Totals: 21-61 (.344); 15-25 (.600); 36; 22,60. Three-Pointers: (3-19), Arledge (0-1), Baker (0-2), Bacote (0-3), Freeman (0-2), Palmore (0-1), Douglas (0-2), Mosley (3-8). Assists: (11) Leader- Taylor, Baker, Douglas (3 each), Turnovers (6), Blocks (2), Steals (9). Stanford 33-34=67; ODU 27-33=60

Officials: Brian O'Connell, Jeff Anderson, Ron Groover, ATT: 7185

## Vegas 16 Championship

### March 30, 2016 at Mandalay Bay Events Center, Las Vegas, Nev.

#### Old Dominion 68, Oakland 67

OAKLAND: FELDER, Kay 7-15 7-8 24; GIBSON, Percy 6-6 1-2 13; HOOPER, Max 3-8 0-0 9; DANIELS, Nick 2-4 0-0 6; HAYES, Jalen 1-6 2-3 4; DORSEY-WALKER, S. 1-3 0-0 3; CUMBERLAND, Jaevin 1-1 0-0 3; HILL-MAIS, Xavier 0-3 4-4 3; WALKER, Martez 0-4 2-4 2; OLUJOBI, Femi 0-0 0-0 0. Totals 21-50 15-21 67.

OLD DOMINION: FREEMAN, Trey 9-18 6-7 24; STITH, Brandon 6-12 2-4 14; BACOTE, Aaron 5-14 0-0 12; BIBERAJ, Nik 3-3 0-0 6; BAKER, Jordan 2-4 1-3 6; TAYLOR, Denzell 2-3 0-0 4; TALLEY, Zoran 1-2 0-0 2; CAVER, Ahmad 0-4 0-0 0. Totals 28-60 9-14 68.

3-point goals--Oakland 10-23 (FELDER, Kay 3-7; HOOPER, Max 3-8; DANIELS, Nick 2-3; DORSEY-WALKER, S. 1-1; CUMBERLAND, Jaevin 1-1; WALKER, Martez 0-3). Old Dominion 3-8 (BACOTE, Aaron 2-5; BAKER, Jordan 1-2; FREEMAN, Trey 0-1). Fouled out--Oakland-None, Old Dominion-None. Rebounds--Oakland 27 (HAYES, Jalen 6), Old Dominion 40 (STITH, Brandon 15). Assists--Oakland 13 (FELDER, Kay 11), Old Dominion 16 (TAYLOR, Denzell 5). Total fouls--Oakland 17, Old Dominion 18. Technical fouls--Oakland-None, Old Dominion-None.

## NCAA First Round

### March 21, 2019 at XL Center in Hartford, Conn.

#### Old Dominion 48, Purdue 61

OLD DOMINION (26-9) CAVER, Ahmad 8-20 0-0 19; STITH, B.J. 5-16 2-2 14; GREEN, Xavier 3-13 0-0 7;WADE, Jason 2-7 0-0 4; DICKENS, Dajour 0-2 2-2 2; EZIKPE, Kaku 0-1 2-2 2;ROBINSON II, Elbert 0-1 0-0 0; CARVER, Aaron 0-1 0-0 0; KITHCART, Justice 0-6 0-0 0. Totals 18-67 6-6 48.

PURDUE (24-9) Carsen Edwards 7-23 8-9 26; Matt Haarms 5-6 2-4 13; Aaron Wheeler 3-3 0-1 7;Grady Efert 2-5 0-0 6; Ryan Cline 2-12 0-0 5; Eric Hunter Jr. 0-1 2-2 2;Trevis Williams 1-3 0-0 2; Sasha Stefanovic 0-0 0-0 2; Nojel Eastern 0-0 0-0 0. Totals 20-53 12-18 61.

Old Dominion..... 19 29 - 48  
Purdue..... 32 29 - 61

3-point goals--Old Dominion 6-25 (CAVER, Ahmad 3-9; STITH, B.J. 2-6; GREEN,Xavier 1-6; KITHCART, Justice 0-4). Purdue 9-30 (Carsen Edwards 4-12; Grady Efert 2-5; Ryan Cline 1-1; Matt Haarms 1-1; Aaron Wheeler 1-1). Fouled out--Old Dominion-None, Purdue-None. Rebounds--Old Dominion 41 (STITH, B.J.10), Purdue 45 (Carsen Edwards 7; Ryan Cline 7). Assists--Old Dominion 4(CAVER, Ahmad 2), Purdue 12 (Ryan Cline 4; Carsen Edwards 4). Total fouls--Old Dominion 20, Purdue 12. Technical fouls--Old Dominion-None,Purdue-Matt Haarms A-14695

# POST-SEASON RESULTS

## NCAA, NIT and CIT Tournament Highs

### INDIVIDUAL HIGHS

Scoring: 35, by Petey Sessoms vs. Villanova, in Albany, NY 3-17-95 (NCAA)  
 FG Made: 14, by Mark Davis, vs. SMU in Hartford, 3-14-85 (NCAA)  
 FG Att.: 25, by Petey Sessoms vs. Villanova, in Albany, NY, 3-17-95 (NCAA)  
 FT Made: 12, by Petey Sessoms vs. Kentucky in Worcester, 3-20-2 (NCAA)  
 FT Att.: 15, by Valdas Vasylius at Colorado, 3-15-06 (NIT)  
 3PT FG Made: 5, (5-8) by Isaiah Hunter at Colorado, 3-15-06 (NIT)  
 3PT FG Att.: 12, by Petey Sessoms vs. Villanova, in Albany, NY, 3-17-95 (NCAA)  
 Rebounds: 20, by Cal Bowdler vs Seton Hall 3-10-99 (NIT)  
 Assists: 10, by Terry Douglas vs. Villanova in Scope, 3-9-77 (NIT); by Bobby Vaughan vs. Wagner in Scope, 3-7-79 (NIT) and Trey Freeman vs. CSU at the Ted, 3-18-15 (NIT)  
 Blocked Shots: 5, by Odell Hodge vs. Manhattan, 3-17-94 (NIT) and Cal Bowdler vs. Butler (NIT) 3-15-99.  
 Steals: 6, by Tommy Conrad vs. Wagner in Scope, 3-7-79 (NIT).

### TEAM HIGHS

Scoring: 90 at South Carolina, 3-16-83(NIT)  
 FG Pct.: .609 (39-64) vs. Wagner in Scope, 3-7-79 (NIT)  
 FT Pct.: .821 (14-17) vs. UCLA in Tempe, AZ 3-7-88 (NCAA)  
 FT Made: 31 at Colorado, 3-15-06 (NIT)  
 FT Att.: 41 at Colorado, 3-15-06 (NIT)  
 3PT Goals Made: 8, (8-23) vs. Manhattan, 3-17-94 (NIT), (8-26) vs. Villanova, 3-17-95 in NCAA, vs. Seton Hall, 3-10-99 (NIT) and vs. Butler, 3-15-99 (NIT)  
 3PT Goals Att.: 26, vs. Villanova, 3-17-95 in Albany, NY (NCAA)  
 Rebounds: 48 vs. Villanova (3 OT's), 3-17-95 in Albany, NY(NCAA) and James Madison, 3-26-09 (CIT) 53 in Norfolk.  
 Assists: 22, vs. Wagner in Scope, 3-7-79 (NIT)  
 Blocked Shots: 9, vs. Butler, 3-15-99 (NIT)  
 Steals: 13, vs. UCLA in Tempe, AZ, 3-7-80, (NCAA) and vs. VCU 3-18-93 (NIT) and vs. Villanova, 3-17-95 NCAA  
 Extra Periods: 3 vs. Villanova, 3-17-95 in Albany, NY (NCAA) 2 vs. Clemson, 3-12-79 in Clemson, SC (NIT) 1 vs. Villanova, 3-9-77, in Norfolk, VA (NIT)

### Sun Belt Conference Championship Game

March 4, 1984, Birmingham, Alabama  
**Alabama-Bir. 62, Old Dominion 60**

UAB 62-Singleton 4-13, 0-0, 3, 2, 8; Mincy 5-11, 1-2, 7, 3, 11; Gordon 2-5, 5-7, 9, 4, 9; Mitchell, 3-8, 4-4, 2, 1, 10; Foster 4-10, 1-3, 5, 1, 9; M.R. Johnson 5-7, 2-3, 8, 2, 12; A. Johnson 1-1, 1-2, 2, 1, 3. Totals: 24-55 (.436), 14-21 (.667), 38, 14, 62.  
 Old Dominion 60-Davis 6-12, 0-0, 4, 12; Gattison 6-12, 1-3, 5, 3, 13; Hanley 3-7, 1-1, 12, 2, 7; Smith 6-14, 2-3, 4, 2, 14; Thomas 4-10, 3-3, 3, 5, 11; Wade 1-3, 1-3, 6, 3, 3; Lambert 0-0, 0-1, 0, 0, 0; Facka 0-0, 0-0, 0, 0, 0. Totals: 26-58 (.448), 8-14 (.571), 35, 19, 60. Fouled Out-Thomas (ODU); Scores by Halves: UAB 29-33-62; ODU 23-37-60. Att.: 9,240; Officials: Ferguson, Kelley, Woolldridge.

### Sun Belt Conference Championship Game

March 3, 1985, Hampton, Virginia  
**VCU 87, Old Dominion 82**

ODU 82-Davis 10-16, 3-3, 5, 3, 23; Gattison 10-14, 1-2, 4, 3, 21; Hanley 8-15, 1-2, 10, 3, 17; F. Smith 1-3, 0-0, 0, 4, 2; Thomas 4-4, 2-2, 1, 5, 10; C. Smith 3-5, 0-0, 0, 3, 6; Charles 1-2, 0-0, 3, 2, 2; Wade 0-0, 1-2, 0, 0, 1. Totals: 37-59 (.627), 8-11 (.727), 23, 23, 82.  
 VCU 87-Brown 8-10, 3-4, 3, 2, 19; Wake 3-4, 6-6, 5, 2, 12; Schlegel 7-14, 3-4, 7, 4, 17; Duncan 6-13, 6-6, 8, 3, 18; Lamb 6-10, 9-9, 1, 1, 21; Dickerson 0-0, 0-0, 0, 2, 0; Robinson 0-0, 0-0, 0, 2, 0. Totals: 30-51 (.588), 27-29 (.931), 25, 16, 87. Fouled Out: Thomas (ODU); Scores by Halves: ODU 38-44-82; VCU 43-44-87. Att.: 9,804; Officials: Woolldridge, Haymore, Kelly.

### Sun Belt Conference Championship Game

March 4, 1991, Mobile, Alabama  
**South Alabama 86, Old Dominion 81**

ODU 81-Smith 0-0, 0-0, 0, 1, 0; Anderson 2-5, 1-2, 6, 4, 5; Grant 5-9, 0-0, 1, 3, 10; Leake 1-2, 0-0, 0, 2, 3; Jackson 7-13, 3-4, 6, 4, 20; Robinson 3-5, 3-4, 5, 2, 9; Gatling 4-8, 2-7, 4, 4, 10; Leonard 10-15, 1-3, 6, 3, 22; Cox 1-1, 0-0, 1, 0, 2. Totals: 33-58, (.569) 10-20 (.500), 33, 24, 81.  
 USA 86-Alvin 0-0, 5-6, 1, 0, 5; James 6-9, 0-0, 5, 3, 14; Yielding 3-4, 0-1, 2, 0, 9, 9; Turner 4-9, 4-4, 1, 0, 14; McDaniels 4-12, 3-4, 1, 1, 12; Washington 0-0, 1-2, 1, 1, 1; Hines 1-3, 2-2, 3, 2, 4; Eckles 2-4, 0-0, 1, 2, 4; Mitchell 1-3, 0-2, 3, 4, 2; Portillo 1-3, 0-0, 2, 1, 2; Adams 3-5, 0-0, 4, 1, 6; Curtis 6-10, 1-2, 5, 1, 13. Totals: 31-62 (.500); 16-23 (.696), 32, 16, 86. Three-Point Goals: ODU (5-10/.500), Anderson (0-2), Leake (1-2), Jackson (3-5), Leonard (1-1). USA (8-20/.400), James (2-5), Yielding (3-4), Turner (2-7), McDaniels (1-4). Fouled Out: None; Scores by Halves: ODU 40-41-81; USA 34-52-86. Att.: 12,200; Officials: Chauvin, Moreau, Rutledge.

### Colonial Athletic Association Championship Game

March 9, 1992, Richmond, Virginia  
**Old Dominion 78, James Madison 73**

ODU 78-Larkin 0-1, 0-0, 1, 1, 0; Harvey 1-2, 1-2, 3, 2, 3; Smith 0-0, 0-0, 0, 0, 0; Anderson 2-6, 6-6, 3, 4, 11; Grant 2-3, 3-4, 3, 4, 8; Jackson 6-15, 5-8, 7, 2, 19; Robinson 2-3, 1-3, 1, 4, 5; Leonard 8-17, 2-5, 10, 2, 18; Sessoms 5-10, 3-3, 8, 2, 14; Totals: 26-57 (.456), 21-31 (.677), 39, 21, 78.  
 JMU 73-Edwards 9-20, 4-4, 2, 0, 26; Venson 1-2, 2-5, 2, 2, 4; Culuko 2-11, 4-7, 4, 2, 9; Davis, 5-7, 2-2, 6, 5, 12; Chambers 5-9, 2-2, 6, 5, 12; Bostic 1-6, 3-4, 10, 4, 5; Carter 2-2, 1-3, 4, 3, 5; Ritter 0-0, 0-0, 0, 0, 0; Totals: 25-57 (.439), 18-27 (.667), 36, 21, 73. Three Point Goals: ODU (5-13/.385), Anderson (1-2), Grant (1-2), Jackson (2-6), Sessoms (1-3); JMU (5-13/.385), Edwards (4-8), Culuko (1-5). Fouled Out: Davis and Chambers (JMU). Scores by Halves: ODU 41-37-78; JMU 31-42-73. Att.: 8,431; Officials: Scagliotta, Gray, Bonder.

### Colonial Athletic Association Championship

March 7, 1994, Richmond, Virginia Coliseum  
**James Madison 77, Old Dominion 76**

JMU 77-Rowe 4-9, 0-0, 3, 4, 8; Venson 0-2, 0-0, 1, 1, 0; 7-14, 4-5, 6, 4, 18; Culuko 2-7, 2-2, 3, 2, 8; Lenoard 3-8, 1-3, 7, 1, 8; Robinson 6-9, 2-6, 3, 1, 14; McLinton 7-9, 5-6, 3, 0, 21; Lott 0-0, 0-0, 0, 0, 0. Totals: 29-58 (.500) 14-22 (.636), 30, 13, 77. Three-Point Shots: 5-11 (.455), Rowe (0-1), Culuko (2-7), Leonard (1-1), McLinton (2-2).  
 ODU 76-Sessoms 2-5, 0-0, 3, 2, 4; Hodge 9-19, 3-4, 7, 3, 26; Swann 4-13, 3-4, 8, 1, 11; Larkin 1-7, 0-0, 7, 2, 3; Harvey 0-4, 0-0, 2, 2, 0; Sherod 0-0, 0-0, 0, 0, 0; Robinson 0-0, 0-0, 0, 1, 0; Mullen 2-2, 0-0, 2, 3, 4; D.Parker 0-1, 0-0, 1, 2, 0. Totals: 30-69 (.435), 10-14 (.714), 42, 18, 76. Three-Point Shots: 6-16 (.375), Sessoms (0-2), Jones (5-9), Swann (0-1), Larkin (1-4). Fouled Out: None; Scores by Halves: JMU 32-45-77; ODU 44-32-76. Att.: 9,075.

## Conference Championship Game Box Scores

### Mason Dixon Conference Championship Game (Div. II)

March 1, 1969, Ashland, Virginia  
**Old Dominion 99, Univ. of Baltimore 90**

ODU 99-Lozon 10, 1-2, 3 21; Hayes 1, 3-5, 4, 5; Cox 2 0-2, 3, 4; St.Clair 11, 5-5, 3, 27; Speakes 4, 3-3, 1, 11; Drews 4, 3-5, 2, 11; Noble 3, 0-1, 2, 6; Hopkins 7, 0-0, 4, 14; Totals: 42-87 (.480), 15-23 (.65.0), 22, 99;  
 UB 90-Bucci 1, 0-0, 1, 2; Olkowski 9, 5-5, 0, 23; Trusdell 4, 0-2, 5, 8; Vogtman 7, 6-11, 2, 20; Wilson 12, 5-7, 4, 29; Varanko 2, 4-4, 0, 8; Totals: 35, 20-31 (.645), 16, 90. Fouled Out: UB - Trusdale; Scores by Halves: ODU 54-45-99; UB 35-55-90; Officials: Cribbens, Hikel.

### ECAC South Final

March 2, 1977, McDonough Gym  
**Old Dominion 80, Georgetown 58**

Old Dominion 80-Fuhrmann 4-8, 2-2, 5, 1, 10; Valentine 17-29, 2-4, 7, 3, 36; Washington 7-12, 4-6, 14, 4, 18; Caruthers 2-5, 0-1, 5, 3 4; Douglas 1-2, 1-2, 2, 1, 3; Wright 2-6, 0-0, 0, 0, 4; Conrad 1-2, 2-2, 0, 2, 4; Neyland 0-0, 1-2, 1, 2, 1; Ray 0-0, 0-0, 0, 2, 0; Pickett 0-0, 0-0, 1, 1, 0; Haithcock 0-0, 0-0, 0, 0, 0; Totals: 34-66 (.515), 12-19 (.632), 38, 20, 80.  
 Georgetown 58-Dutch 1-9, 3-4, 6, 3, 5; Long 4-10, 0-0, 15, 1, 8; Scates 2-13, 2-4, 8, 3, 6; Duran 2-7, 2-4, 2, 1, 6; Jackson 9-20, 2-3, 6, 4, 20; Riley 0-1, 1-3, 2, 2, 1; Wilson 1-3, 0-1, 2, 1, 2; Martin 0-2, 0-0, 1, 0, 0; Shelton 3-8, 1-2, 3, 3, 7; Estherick 1-5, 0-0, 1, 0, 2; Frazier 0-1, 1-2, 1, 0, 1; Totals: 23-76 (.312); 12-22 (.545), 47, 19, 58

### ECAC North-South Final

March 5, 1977, Norfolk Scope  
**Syracuse 67, Old Dominion 64**

Syracuse 67-Williams 2-8, 0-0, 1, 1, 4; Shackelford 5-16, 0-1, 9, 2, 10; Byrnes 1-7, 3-7, 7, 4, 5; Kelley 9-14, 0-0, 5, 2, 18; Bouie 3-12, 2-2, 11, 2, 8; Orr, 7-10, 0-0, 11, 3, 14; Kindel, 4-7, 0-0, 3, 1, 8; Totals: 31-74 (.419), 5-10 (.500), 55, 15, 67.  
 Old Dominion 64-Washington 6-17, 3-6, 15, 3, 15; Valentine 9-20, 2-2, 9, 2, 20; Fuhrmann 5-12, 1-2, 8, 4, 11; Douglas 1-3, 0-0, 4, 2, 2; Caruthers 3-8, 0-0, 1, 3, 6; Wright 2-9, 0-0, 2, 1, 4; Conrad 2-5, 2-2, 2, 1, 6; Neyland 0-0, 0-0, 0, 0, 0; Ray 0-0, 0-0, 1, 0, 0; Haithcock 0-1, 0-0, 0, 1, 0; Totals: 28-76 (.368), 8-12 (.667), 45, 17, 64. Fouled Out: None; Score by Halves: SU 35-32-67; ODU 39-25-64. Att.: 10,258; Officials: Grossman, Slomkowski, Stoudt

### ECAC South Championship Game

March 1, 1980, Hampton Coliseum  
**Old Dominion 82, Navy 51 (overtime)**

Navy 51-Simons 2-7, 5-6, 10, 4, 9; Davidson 1-7, 2-2, 6, 3, 4; Geshay 4-17, 3-4, 14, 2, 11; Brooks 3-9, 2-2, 6, 5, 8; Green 3-10, 5-6, 6, 3, 11; Grooms 3-6, 0-1, 1, 4, 6; Burlingame 0-2, 0-0, 0, 0, 0; Whitesides 1-3, 0-1, 1, 0, 2. Totals: 17-61 (.279), 17-22 (.773), 46, 21, 51.  
 Old Dominion 82-Valentine 5-19, 4-6, 10, 1, 14; McAdoo 4-9, 2-2, 10, 2, 10; West 4-6, 1-2, 7, 3, 9; Robinson 3-10, 0-1, 4, 2, 6; Mann 3-5, 5-7, 3, 4, 11; Branch 1-2, 0-0, 0, 3, 2; Kragtwijk 2-3, 0-0, 1, 1, 4; Vaughan 2-4, 0-0, 2, 2, 4; Haithcock 1-2, 0-0, 1, 0, 2. Totals: 25-60 (.417), 12-18 (.667), 43, 18, 62. Fouled Out: Brooks (Navy); Score By Halves: Navy 30-19-25-51; ODU 31-18-13-62. Att.: 3,311; Officials: Lembo, Curoffo, Butokowski.

### ECAC South Championship Game

March 6, 1982, Norfolk Scope  
**Old Dominion 58, James Madison 57**

Old Dominion 58-Southerland 2-4, 0-0, 0, 0, 4; McAdoo 3-9, 1-3, 5, 1, 7; West 4-9, 2-4, 8, 3, 10; Smith 5-11, 0-0, 0, 4, 10; Mann 6-10, 7-9, 4, 0, 19; Robinson 3-8, 2-3, 4, 3, 8; Davis 0-0, 0-0, 0, 0, 0; Lambert 0-0, 0-0, 0, 0, 0; Totals: 23-51 (.450), 12-19 (.631), 23, 11, 58.  
 James Madison 57-Jackson 1-2, 0-1, 5, 4, 2; Townes 8-12, 0-0, 4, 3, 16; Ruland 6-9, 2-4, 5, 2, 14; Fisher 6-8, 3-3, 3, 1, 15; Dupont 4-6, 0-0, 7, 5, 8; Steele 1-1, 0-0, 0, 2, 2; Bradley 0-1, 0-0, 0, 2, 0; Boler 0-0, 0-0, 0, 0, 0; Totals: 26-39 (.667), 5-8 (.620), 26, 19, 57. Fouled Out-DuPont (JMU). Score by Halves: ODU 28-30-58; JMU 24-33-57. Att.: 7,500; Officials: Bonder, Hess, MacArthur.

# POST-SEASON RESULTS

## Colonial Athletic Association Championship

March 6, 1995, Richmond, Virginia Coliseum  
Old Dominion 80, James Madison 75

JMU 75—Rowe 8-18, 4-4, 3, 5, 20; Lott 2-3, 0-0, 3, 2, 4; Coleman 0-2, 0-0, 1, 3, 0; McLinton 8-13, 5-5, 3, 4, 24; Culuko 3-6, 2-2, 7, 3, 10; Robinson 3-5, 2-3, 6, 2, 8; Pelham 0-0, 0-0, 1, 1, 0; Culicerto 1-3, 0-0, 1, 2, 2; Boozer 3-5, 1-2, 7, 2, 7. Totals: 28-55 (.509), 14-16 (.875) 31, 24, 75. Three-Point: (5-14) .357, Rowe (0-3), McLinton (3-5), Culuko (2-4), Culicerto (0-2)  
ODU 80—Sessoms 5-14, 12-14, 7, 4, 25; Mullen 7-9, 3-6, 7, 5, 17; Harvey 3-4, 0-0, 10, 2, 6; Jones 5-14, 2-3, 4, 1, 15; Dunlap 1-5, 5-6, 4, 1, 7; Sherod 2-4, 0-0, 1, 2, 6; Samuels 1-6, 2-2, 0, 1, 4; D.Parker 0-1, 0-0, 0, 2, 0. Totals: 24-57 (.421), 24-30 (.800), 34, 17, 80. Three Point: (8-22).365; Sessoms (3-6), Jones (3-7), Dunlap (0-3), Sherod (2-3), Samuels (0-3). Fouled Out: JMU—Rowe, ODU—Mullen. Scores by Halves: ODU 38-42-80, JMU 31-44-75. Att.: 8,995; Officials: Paparo, Rose, Edsall.

## Colonial Athletic Association Championship

March 3, 1997, Richmond, Va. - Coliseum  
Old Dominion 62, JMU 58(ot)

JMU(58)Howard 6-10 4-6 18;Lott 4-10 0-2 8;Boozer 3-8 2-5 8;Felton 0-1 0-0 0 ; Atkinson 5-19 0-1 12;Perry 0-0 0-0 0; Milisa 2-2 0-0 6;Culicerto 2-4 2-4 6;Boyd 0-0 0-0 0;Strickland 0-2 0-0 0;Totals:22-56(.393) 8-18 (.444) Rebs: 33;ODU(62) Poag 1-6 1-2 3;Hodge 8-17 0-2 16; Bowdler 0-0 0-0 0; Byers 3-8 6-6 14, Dunlap 4-11 2-2 12; Sherod 2-9 5-7 9, Bassette 2-5 2-2 6;Youngblood 1-3 0-0 2; Totals:21-59(.356)16-21 (.762)Rebs:47;Three-Point Goals: JMU 6-14 (Howard 2-4, Felton 0-1,Atkinson 2-7, Milisa 2-2), ODU 4-20(Poag 0-4,Dunlap 2-6, Byers 2-6, Sherod 0-4);Rebound Leaders:JMU-Lott(10), ODU-Hodge (18); Assists/Leaders: JMU(11)-Howard(4); ODU(9)-Dunlap(3);Halftime Score:23-23 tie;Att:6585; Officials:Rose,Edsall,Rate.

## Colonial Athletic Association Championship

February 28, 1999, Richmond, Va. - Coliseum  
Old Dominion 58, GMU 63

ODU (58) Bowdler 4-7, 3-6, 16, 2, 11, 38; Poag 2-6, 0-1, 5, 2, 6, 22; Bassette 4-6, 3-3, 7, 1, 11, 21; Byers 1-5, 0-0, 2, 1, 3, 14; Williams 4-13, 4-6, 1, 4, 15, 27; McCullum 2-4, 2-2, 4, 3, 6, 24; Bryant 0-3, 0-0, 3, 4, 0, 12; Greene 0-4, 3-4, 2, 3, 3, 28; Neal 0-0, 0-0, 0, 0, 0, 1; Brown 0-0, 0-0, 0, 0, 0, 1; Jones 1-3, 1-2, 1, 0, 3, 12. Totals 18-51 (.353), 16-24 (.667), Rebs: 42. Three-pointers: 6-21 (.231) Poag (2-6), Byers (1-5), Williams (3-6), McCullum (0-1), Bryant (0-1), Jones (0-2).  
GMU (63) Haldan 4-8, 2-2, 7, 2, 11, 29; Herring 1-8, 0-0, 3, 3, 3, 25; Evans 7-10, 1-2, 7, 3, 15, 33; Miskiri 3-17, 8-13, 4, 2, 15, 36; Dorsett 2-5, 2-4, 3, 3, 7, 26; Mirich 0-1, 1-2, 3, 2, 1, 12; Price 1-3, 2-2, 3, 1, 4, 13; Carey 1-2, 0-0, 0, 2, 2, 6; Anderson 1-2, 0-0, 2, 2, 3, 4; Nixon 0-1, 0-0, 1, 0, 0, 7; Abraham 1-3, 0-0, 3, 2, 2, 9. Totals 21-60, 16-25, Rebs: 37. Three-pointers: 5-15 (.333) Haldan (1-2), Herring (1-2), Miskiri (1-5), Dorsett (1-4), Carey (0-1), Anderson (1-1). Assist leaders: ODU-Williams(3); GMU-Price(4). Score by halves: ODU 24-34-58; GMU 26-37-63; Att: 7097; Officials: Rose, Edsall, Jones.

## Colonial Athletic Association Championship

March 7, 2005, Richmond, Va. - Coliseum  
VCU 66, Old Dominion 73 (overtime)

VCU 66- Doles 4-12, 2-3, 5, 4, 11; George 4-11, 2-4, 8, 4, 11; Roland 1-3, 3-4, 3, 3, 5; Walker 5-10, 0-0, 1, 1, 14; Pellot-Rosa 5-7, 4-4, 6, 4, 15; Dixon 0-2, 0-0, 0, 0, 0; Harper 1-4, 0-0, 1, 1, 2; Reid 4-6, 0-0, 5, 4, 8; Totals: 24-55 (.436) 11-15 (.733), Rebs:31. Three-pointers: 7-18 (.389) Doles (1-3), George (1-3), Walker (4-7), Pellot-Rosa (1-2).  
ODU 73- Dahi 1-2, 0-0, 3, 1, 2; Loughton 12-19, 4-6, 11, 2, 28; Hunter 3-16, 6-8, 5, 1, 13; Williamson 3-8, 2-2, 3, 3, 9; Thomas 5-10, 2-2, 3, 0, 14; Morris 0-0, 0-0, 0, 1, 0; Johnson 2-4, 1-1, 2, 2, 5; Henderson 0-0, 0-0, 2, 1, 0; Harris 0-0, 0-2, 2, 1, 0; Vasylius 0-1, 2-2, 3, 4, 2; Totals: 26-60 (.433), 17-23 (.739), Rebs: 39. Three-pointers: 4-13 (.308) Hunter (1-5), Williamson (1-3), Thomas (2-4). Assist Leaders: VCU-Doles (4); ODU- Williamson (5). Score by halves: VCU 22-33-11-66; ODU 29-26-18-73; Att: 10650; Officials: Rose, Edsall, Gordon.

## Colonial Athletic Association Final Richmond (VA.) Coliseum, March 8, 2010

ODU 60, William & Mary 53

W&M (53): McDowell 3-8, 2-2, 4,4,9; Kitts 3-4, 1-2, 5,1,7; Schneider 2-13, 0-0, 5,4,6; Sumner 7-14, 0-2,5,1,19; McCurdy 1-3,2-3, 3,2,4; Hess 1-1, 1-1, 3,1,3; Brown 0-0, 0-0, 0,3,0; Gaillard 0-1, 0-0, 0,0,0; Rum 1-1, 0-0, 1,3,2; Ludwick 1-3,0-0,3,1,3; Totals: 19-48 (.396), 6-10 (.600), 33, 20, 53. Three Pointers: 9-31 (.290), McDowell (1-5), Schneider (2-12), Sumner (5-11), Ludwick (1-3). Assists (14), Turnovers (12), Blocks (1), Steals (7).  
ODU (60): Lee 3-6, 3-5, 4,3,9; Hassell 3-8, 2-4, 7,1,8; James 3-6, 3-4, 3,0,12; Bazemore 3-7, 1-1, 8, 3, 10; Finney 3-7, 1-1,8,3,9; Wright 0-0-0-0,1,0; Iliadis 1-5, 0-0, 2,0,3; Neely 1-4, 2-4, 3,1,5; Carter 2-5, 0-0,3,1,4; Totals: 19-48 (.396), 15-25 (.600), 35,12,60. Three-Pointers: 7-19 (.368), Lee (0-1), James (3-5), Finney (2-3), Iliadis (1-5), Neely (1-3), Carter (0-2), Assists(15), Turnovers (7), Blocks (1), Steals (9). W&M 24-29=53; ODU 31-29=60  
Att: 8,455; Officials: Bryan kersey, Les Jones, Mike Woods

## CAA Championship Game Old Dominion 70, VCU 65

March 7, 2011, Richmond Coliseum (VA.)

VCU (65): Rodriguez 3-11, 0-2 1 4, 8; Burgess 6-13, 4-5, 8, 1,19; Skeen 6-12, 5-8,5,3,18; Haley 1-3, 0-0,2,1,2; Nixon 2-7, 0-0,3,3,5; Reddic 0-0,0-0,0,1,0; Theus 0-0-0-0,0,2,0; Brandenburg 2-3, 0-0,0,3,5; Veal 1-1, 0-0,1,3,2; Rozzell 2-8, 0-0,1,3,6; Totals: 23-58 (.397), 9-17 (.529), 23, 24, 65. 3PT: Rodriguez (2-7), Burgess(3-6) Skeen (1-3), Nixon (1-3), Brandenburg (1-2), Rozzell(2-6) Total: 10-27 (.370); Assists(16)-Rodriguez(7);TO (9), BLKS(1),Stls(8).  
ODU (70): James 1-4, 4-6,4,0,6; Cooper 2-4, 1-2,5,2,5; Hassell 8-9, 6-7,9,3,22; Bazemore 5-7, 3-11,6,3,14; Finney 2-7, 1-2,6,4,6; Wright 0-0-0-0,0,0,0; Iliadis 3-5, 2-2,0,0,10; De Lancey 0-0,0-0,0,0,0; Carter 3-5, 0-0,4,2,7; Totals: 24-41 (.585), 17-30 (.567), 38,14,70; 3PT: James (0-1), Bazemore (1-2), Finney (1-4), Iliadis(2-3), Carter (1-1);Total 5-11 (.455); Asst(14), Bazemore (6), TO(16), BLK(0) Stl (7). VCU 26-39=65; ODU 39-31=70; ATT: 11200; Officials: Les Jones, Roger Ayers, Mike Eades

## Conference USA Championship

March 12, 2016, Birmingham, Ala. - Legacy Arena

Old Dominion 53, Middle Tennessee 55


OLD DOMINION (53): FREEMAN, Trey 7-23 2-2 17; BACOTE, Aaron 4-11 7-7 15; TAYLOR, Denzell 2-3 2-3 6; TALLEY, Zoran 3-7 0-0 6; STITH, Brandon 2-6 1-4 5; BIBERAJ, Nik 2-3 0-0 4; CAVER, Ahmad 0-2 0-0 0; BAKER, Jordan 0-1 0-0 0. Totals 20-56 12-16 53.  
MIDDLE TENNESSEE (55): Potts,Giddy 5-10 0-0 14; Harris,Darnell 4-8 2-4 10; Upshaw,Reggie 3-9 3-4 9; Buford,Perrin 3-13 3-4 9; Raymond,Jaquawn 3-5 1-2 9; Foote,Aldonis 1-3 2-2 4; Copeland,Quavuis 0-1 0-0 0; Gamble,Karl 0-0-0-0 0; Habersham,Xavier 0-3 0-0 0. Totals 19-52 11-16 55.  
3-point goals--Old Dominion 1-9 (FREEMAN, Trey 1-4; BACOTE, Aaron 0-3; CAVER, Ahmad 0-1; BAKER, Jordan 0-1), Middle Tennessee 6-16 (Potts,Giddy 4-5; Raymond,Jaquawn 2-4; Upshaw,Reggie 0-1; Habersham,Xavier 0-2; Harris,Darnell 0-4). Fouled out--Old Dominion-None, Middle Tennessee-Potts,Giddy. Rebounds--Old Dominion 42 (STITH, Brandon 12), Middle Tennessee 33 (Buford,Perrin 6; Upshaw,Reggie 6). Assists--Old Dominion 4 (TAYLOR, Denzell 2), Middle Tennessee 8 (Raymond,Jaquawn 3). Total fouls--Old Dominion 15, Middle Tennessee 17. Technical fouls--Old Dominion-None, Middle Tennessee-None. A-5519.

## Conference USA Championship


March 16, 2019, Frisco, Texas - The Star

OLD DOMINION 62, WKU 56


WKU (20-14)  
BASSEY, Charles 5-7 2-3 12; ANDERSON, Josh 4-13 3-3 11; SAVAGE, Jared 3-9 2-2 10; BEARDEN, Lamonte 2-10 4-8 9; HOLLINGSWORTH, T. 2-10 5-8 9; OHMER, Jake 1-1 0-0 3; NELSON, Marek 1-1 0-0 2; DIAGNE, Moustapha 0-1 0-0 0; SMITH, Tolu 0-0 0-0 0. Totals 18-52 16-24 56.  
OLD DOMINION (26-8)  
GREEN, Xavier 6-12 1-1 16; STITH, B.J. 4-12 4-4 13; CAVER, Ahmad 4-15 2-2 10; EZIKPE, Kalu 2-3 2-2 6; ROBINSON III, Elbert 3-3 0-0 6; KITHCART, Justice 2-2 0-0 5; CARVER, Aaron 2-4 0-0 4; WADE, Jason 1-6 0-0 2; DICKENS, Dajour 0-1 0-0 0. Totals 24-58 9-9 62.  
WKU ..... 27 29 - 56  
Old Dominion..... 30 32 - 62  
3-point goals--WKU 4-18 (SAVAGE, Jared 2-7; OHMER, Jake 1-1; BEARDEN, Lamonte 1-4; HOLLINGSWORTH, T. 0-3; ANDERSON, Josh 0-2; BASSEY, Charles 0-1), Old Dominion 5-15 (GREEN, Xavier 3-5; STITH, B.J. 1-4; KITHCART, Justice 1-1; CAVER, Ahmad 0-5). Fouled out--WKU-None, Old Dominion-None. Rebounds--WKU 37 (BASSEY, Charles 10), Old Dominion 33 (CARVER, Aaron 8). Assists--WKU 10 (BEARDEN, Lamonte 5), Old Dominion 12 (CAVER, Ahmad 9). Total fouls--WKU 15, Old Dominion 21. Technical fouls--WKU-None, Old Dominion-None. A-3017



Odell Hodge is a two-time CAA Player of the Year and Tournament MVP.




Mike Jones was a member of the 1994 & 1995 CAA All-Tournament squads.



Mark West '83 was the ECAC South Tournament MVP in 1980 and 1982.


# ALL-AMERICAN MONARCHS



Hodge



Loughton



Lee



Hassell

Twenty-five Old Dominion players have received All-American recognition since 1958. Five of those players—Wilson Washington, Joel Copeland, Dave Twardzik, Leo Anthony and Mark West have had their jerseys retired by the University. Since becoming Division I in 1976-77, nine Monarchs have earned All-American recognition. Five student-athletes have earned Academic All-American honors.

## B.J. STITH ('19)

- Associated Press Division I Honorable Mention, 2018-19

## FRANK HASSELL ('11)

- Honorable Mention NABC in 2011
- 2011 College Basketball Insider.com Mid Major All-American
- S.I.com Honorable Mention in 2011

## GERALD LEE ('10)

- Honorable Mention NABC in 2010
- 2009 & 2010 College Basketball Insider.com Mid Major All-American

## ALEX LOUGHTON ('06)

- Associated Press, Basketball Times, and NABC Division I Honorable Mention, 2004-05
- 2005 College Basketball Insider.com Mid Major All-American

## ODELL HODGE ('97)

- Associated Press, Basketball Weekly, and NABC Division I Honorable Mention, 1996-97 & 1995-95
- Jersey No. 33 retired by the University

## PETEY SESSOMS ('95)

- Basketball Weekly and NABC Division I Honorable Mention, 1994-95

## CHRIS GATLING ('91)

- Associated Press Division I Honorable Mention, 1990-91
- Basketball Weekly Division I Honorable Mention, 1990-91
- Associated Press Division I Honorable Mention, 1989-90
- The Sporting News Division I Honorable Mention, 1989-90

## FRANK SMITH ('88)

- The Sporting News Division I Honorable Mention, 1987-88

## KENNY GATTISON ('86)

- Associated Press Division I Honorable Mention, in 1984-85 and 1985-86
- The Sporting News Honorable Mention in 1984-85 and 1985-86
- United Press International Honorable Mention in 1985-86
- Jersey No. 44 retired by the University

## MARK WEST ('83)

- Associated Press Division I Honorable Mention in 1982-83
- The Sporting News Division I Honorable Mention in 1981-82
- Jersey number 45 retired by the University

## RONNIE McADOO ('82)


- Associated Press Division I Honorable Mention in 1980-81
- Converse Honorable Mention in 1979-80

## RONNIE VALENTINE ('80)

- Associated Press Division I Honorable Mention in 1978-79 and 1979-80

## WILSON WASHINGTON ('77)

- Associated Press Division I Honorable Mention in 1976-77
- Division II first team in 1975-76
- Division II third team in 1974-75
- Jersey No. 52 retired by the University



West



Sessoms




Gattison



Twardzik

# ALL-AMERICAN MONARCHS



Anthony

## OLIVER PURNELL ('75)

- Converse Division II Honorable Mention, 1974-75

## JOEL COPELAND ('74)

- Division II first team in 1973-74
- Division II second team in 1972-73
- Jersey number 32 retired by the University

## DAVE TWARDZIK ('72)

- Division II first team in 1971-72
- Division II third team in 1970-71
- Jersey number 14 retired by the University

## SKIP NOBLE ('71)

- Division II Honorable Mention in 1970-71

## JIM COLE ('70)

- Honorable Mention in 1969-70

## HARRY LOZON ('70)

- Honorable Mention in 1969-70

## DICK ST. CLAIR ('70)

- Honorable Mention in 1969-70

## BOB PRITCHETT ('68)


- Honorable Mention in 1967-68

## RANDY LEDDY ('66)


- Honorable Mention in 1965-66

## LEO ANTHONY ('61)

- Third Team in 1958-59
- ODU's first All-American
- Jersey No. 5 retired by the University



Copeland




Washington




McAdoo

## Academic All-Americans


Four Old Dominion student athletes have been honored academically in addition to athletically as Academic All-Americans by the College Sports Information Directors Association (CoSIDA). From 2004 to 2006, Alex Loughton was selected to the Athletic Directors Association Academic All-America list.




Moyer



Neyland



Eubank



Larkin



Loughton

### ALEX LOUGHTON

- First Team in 2003-04, 2004-05 & 2005-06
- Third Team in 2005-06 (CoSIDA)

### KEVIN LARKIN ('94)

- Third Team, 1993-94

### DAVE MOYER ('76)

- Honorable Mention in 1975-76

### REESE NEYLAND ('78)

- Third Team in 1975-76

### GRAY EUBANK ('75)

- First Team in 1973-74 and 1974-75

## Freshmen All-Americans

- 1976– **Ronnie Valentine**  
by Basketball Weekly  
-2nd Team
- 1979– **Ronnie McAdoo**  
by Basketball Weekly
- 1980– **Mark West**  
by Basketball Weekly  
– **Grant Robinson**  
by Basketball Weekly
- 1982– **Charlie Smith**  
by Basketball Weekly
- 1987– **Anthony Carver**  
by Basketball Weekly  
-Second Team
- 1990– **Chuck Evans**  
by Basketball Weekly  
-Seventh Team
- 1993– **Odell Hodge**  
by Basketball Weekly  
-Third Team

# INDIVIDUAL RECORDS

## GAMES PLAYED

Season: 38, by Trey Freeman, Aaron Bacote, Denzell Taylor, Jordan Baker and Ahmad Caver.  
Career: 140, by Kent Bazemore 2009-12  
Most Consecutive: 130, by Drew Williamson 2004-07

## GAMES STARTED

Season: 38, by Trey Freeman 2015-16  
Career: 127, by Odell Hodge (1993-97)  
Most Consecutive: 118, by Ronnie McAdoo, 1978-82.

## MINUTES PLAYED

Game: 53, by Petey Sessoms vs. Villanova, 3-17-95 (3ot) in Albany, NY.  
Season: 1333, by Trey Freeman, 2015-16  
High Season Average: 38.5, by Frank Smith, 1986-87.  
Most Consecutive 40-plus minutes: 6 by Ahmad Caver, 2017-2018.  
Most 40-plus Minute Games: 33 by Ahmad Caver  
Career: 4,184.43 by Ahmad Caver 2016-2019.  
Most 40-plus minutes/Career: 33 by Ahmad Caver (2016-19).

## POINTS SCORED

Game: 67, (Div. II) by Bob Pritchett vs. RPI (Norfolk, VA, Feb. 14, 1968)  
45, (Div. I) by Alex Loughton Dec. 6, 2003 vs. UNC Charlotte-Division I  
Season: 838, by Trey Freeman, 2015-16.  
Career: 2,204 by Ronnie Valentine, 1976-80.  
Season Average: 31.0 by Leo Anthony, 1960-61.  
Career Average: 26.6 by Leo Anthony, 1957-61.  
Opponent (One game): 54 by Charles McKinney of Norfolk St. (2-23-70) Norfolk Arena 45, by Jhivvan Jackson, of UTSA (Feb. 6, 2020 in Norfolk, Va.) (Div. I).

## MOST 30 POINT MONARCHS IN ONE GAME

Two, by Harry Lozon (33) and Bob Pritchett (67) vs. Richmond Professional Institute, Feb. 14, 1967 (Div. II).  
Div. I: 2, by Keith Jackson (33) and Petey Sessoms (31) vs. James Madison, Feb. 17, 1993 in Scope.

## DOUBLE FIGURE GAMES

Season: 37, by Trey Freeman, 2015-16.  
Career: 103, by Anthony Carver, 1987-90.  
Consecutive Games: 101, by Ronnie Valentine, 1976-80.

## FIELD GOALS MADE

Game: 27, by Bob Pritchett, vs. RPI (Norfolk, VA, Feb. 14, 1968)  
Season: 323, by Trey Freeman, 2015-16.  
Career: 769, by Leo Anthony, 1957-61.

## FIELD GOALS ATTEMPTED

Game: 45, by Bob Pritchett vs. Richmond Prof. Inst. (Norfolk, VA, Feb. 14, 1968) .  
Season: 753, by Trey Freeman, 1973-74.  
Career: 1,870, by Ronnie Valentine, 1976-80.

## FIELD GOAL PERCENTAGE

Game (Max of 10 att.): 11-11, by Harry Lozon vs. RPI (Norfolk, Feb. 14, 1968) .  
Season: .637 (218-342), by Kenny Gattison, 1985-86 (Sun Belt Record)  
Career: .606 (697-1150), by Chris Gatling, 1988-91 (Sun Belt Record)

## FREE THROWS MADE

Game: 24, by Dave Twardzik vs. Norfolk St. (March 12, 1971) NCAA Regional.  
Season: 222, by Dave Twardzik, 1970-71.  
Career: 643, by Dave Twardzik, 1957-61.  
Most Consecutive: 33, by Donald Anderson, (2-22-92 vs. ECU to 3-8 vs. Richmond)

## FREE THROWS ATTEMPTED

Game: 26, by Dave Twardzik vs. Norfolk St. (March 12, 1971, at ODU) NCAA Reg.

Season: 273, by Dave Twardzik, 1970-71  
Career: 856, by Leo Anthony, 1957-61.

## FREE THROW PERCENTAGE

Game (10 Att. Min.): 15-15 (1.000) by Joe Bunn vs. James Madison (March 2, 1996 at CAA Trn.).  
Season: .889 (96-108) by Donald Anderson, 1991-92 (2nd in CAA/7th in NCAA)  
Career: .851 (126-148), by Bobby Haitchcock, 1976-80.

## 3-POINT FIELD GOALS

Game: 9, (9-13) by Anthony Carver vs. George Washington (Jan. 9, 1989, Scope). Mark Poag (9-9) vs. VMI 11-25-97, Scope  
Season: 94, (94-231) by Anthony Carver, 1989-90  
Career: 328 by Mark Poag (1995-99).  
Most Consecutive Game scoring at least one 3-pt.: 32, by Anthony Carver, Feb. 11, 1989 vs. So. Florida to the end of his career, 1990) 2 seasons.  
Most Consecutive games scoring at least one 3-pt (one season): 28, by Anthony Carver (Nov. 28, 1989 vs. W&M) to the end of his career, 1990.  
Most games scoring at least one 3-pt (not consecutive): 77, by Carver, 1986-90.  
Most Consecutive Treys Made: 10, by Mark Poag vs. HU (11-22-97) 9 vs. VMI (11-25-97)  
Most in One half: 6 (6-8), by Carver vs. VCU, (Richmond, Jan. 14, 1989) and Mark Poag (6-6 vs. VMI in first half (11-25-97)  
By an Opponent: 10, (10-15) R.J. Hunter (Georgia State) on Feb. 21, 2013 in Atlanta, GA.

## 3-POINT FIELD GOAL ATTEMPTS

Game: 17, by Anthony Carver vs. So. Alabama, (Jan. 26, 1989)  
Season: 328, by Mark Poag 1996-97  
Career: 826, by Mark Poag, 1995-99

## 3-POINT FIELD GOAL PERCENTAGE

Game: Mark Poag (9-9) vs. VMI (Nov. 11, 1997) NCAA Record, 1.000 (5-5), by Steve Trax vs. DePaul, (Dec. 20, 1986 in Chicago, IL) and (5-5), by Keith Jackson vs. S. Florida (11-30-91) at ODU  
Half: 1.00 (5-5) by Mike Jones at UNC Wilmington 1-17-94.  
Season: .474 (90-190) by Mark Poag, 1995-99.  
Career: .435 (124-285), by Steve Trax, 1984-88

## REBOUNDS

Game: 33, by Ron Drews, vs. Richmond Prof. Inst. (Dec. 3, 1966)-Div. II 23, by Mark West, vs. Texas Wesleyan (Dec. 3, 1980)-Div. I and Clifton Jones vs. UNCW (Feb. 26, 2001)  
Season: 443, by Randy Leddy, 1965-66.  
Career: 1,153, by Randy Leddy, 1962-66.  
Opponent/Game: 31, by Wendell Ladner of Southern Mississippi, Jan. 28, 1970 in Hattiesburg, MS.

## REBOUND AVERAGE

Season: 18.1, by Randy Leddy, 1965-66  
Career: 12.5, by Wilson Washington, 1976-77

## ASSISTS

Game: 20, by Dave Twardzik, vs. Mt. St. Mary's Feb. 24, 1972.  
Season: 332, by Dave Twardzik, 1970-71.  
Career: 883, by Frank Smith, 1984-88. (6th NCAA all-time)

## ASSIST AVERAGE

Season: 11.4, by Dave Twardzik, 1971-72.  
Career: 10.7, by Dave Twardzik, 1969-72.

## BLOCKED SHOTS

Game: 12, by Wilson Washington, vs. W&M (Feb. 5,

1976) in Williamsburg, VA) and vs. Baptist College (Feb. 20, 1975) at ODU.

Season: 165, by Wilson Washington, 1975-76.  
Career: 446, by Mark West, 1979-83.

## BLOCKED SHOT AVERAGE

Season: 5.3, by Wilson Washington, 1975-76.  
Career: 4.5, by Wilson Washington, 1975-77.

## STEALS

Game: 8, by Brandon Johnson vs. George Mason (1-6-07) and by Oliver Purnell vs. Washington & Lee (Feb. 6, 1975).  
Season: 91, by Brandon Johnson, 2007-08.  
Career: 295, by Frank Smith, 1984-88.

## STEAL AVERAGE

Season: 2.8, by Frank Smith, 1987-88.  
Career: 2.5, by Frank Smith, 1984-88.

## PERSONAL FOULS

Season: 119, by Chris Cooper, 2011-12.  
Career: 386, by Mark West, 1979-83.

## DISQUALIFICATIONS

Season: 9, by Wilson Washington, 1975-76.  
Career: 19, Garrick Davis, 1985-89.


## FEWEST TURNOVERS

(by a regular)  
Season: 26, by Terry Douglas, 1975-76  
Career: 55, by Terry Douglas, 1975-77.

## POINTS BY HALF

First Half: (Div. I) 28, by B.J. Stith, vs. UTSA, (Feb. 15, 2018 in Norfolk, Va.) (Div. II), 34 by Bob Pritchett, vs. RPI, (Feb. 14, 1968) in Norfolk.  
Second Half: (Div. I) 34, by Trey Freeman vs. WKU (March 11, 2016 in Birmingham, Ala.). (Div. II) 33 by Bob Pritchett, vs. RPI (Feb. 14, 1968) in Norfolk.  
By Opponents: (1st half)-28, by Jhivvan Jackson of UTSA (Feb. 6, 2020) (2nd half)-31, by Charles McKinney of Norfolk State (2-23-70)

\* Records begin in 1964-65 when ODU began playing only four-year schools.



Frank Smith is Old Dominion's all-time assist leader with 883.



# TEAM RECORDS

## SEASON WON-LOSS RECORDS

Victories: 28 (28-6) in 2004-05  
 Fewest Victories: 5 in 2012-13  
 Most Losses: 25 in 2012-13  
 Fewest Losses: 4, (25-4) in 1976-77  
 Games Played: 38, 2015-16  
 Best Winning Percentage: .862 (25-4), 1976-77  
 Most Consecutive Wins: 22, 1976-77  
 Most Consecutive Losses: 14 in 1941-42; (Div. I) 10 in 1986-87 & 2012-13  
 Best Home Record (Ted): 20-0 in 2014-15 (Scope); 13-1, in 1983-84; 14-4 in 1981-82; 9-0 in 1992-93  
 (Field House): 14-0 in 1974-75  
 Longest Home Win Streak: (Scope): 14, Jan. 31, 1983 vs. JMU to Jan. 14, 1984 vs. S. Alabama, lost to Maryland in next game (Field House): 26, Dec. 10, 1975 vs. Randolph-Macon to Feb. 26, 1977 vs. Madison /2-26-92 vs. UNCW (Record is still intact)  
 Longest Home Win Streak-32, Feb 27, 2014 vs. Marshall to Jan. 2, 2016 vs. Charlotte (TED)  
 Longest Home Win Streak (1 season): 20, 2014-15 at the Ted  
 Most Consecutive Winning Seasons: 11, 1966-67 to 1976-77  
 Most Consecutive 20-win Seasons: 3, 1968-71 and 2005-07  
 Best Start: 7-0 in 1960-61 (Div. II) 6-0 in 1979-80 (Div. I)  
 Best Start with One Loss: 13-1 in 2014-15

## POINTS SCORED

Season High: 2,683 in 1974-75  
 Season Low: 1,697 in 1964-65  
 Season High Scoring Avg.: 98.2 in 1967-68  
 Season Low Scoring Avg.: 64.3 in 2016-17  
 Opponents Season High: 2,462 in 1970-71  
 Opponents Season Low: 1,604 in 1964-65  
 Opponents Season High Scoring Avg: 87.7 in 1967-68  
 Opponents Season Low Scoring Avg: 57.1 in 2014-15  
 Game High: 152, (152-110) vs. Richmond Prof. Inst. (Norfolk, Virginia, Feb. 14, 1968)  
 Most Points on the Road: 116, at Tulane, Dec. 20, 1977 (New Orleans, LA), Div.I  
 122 (122-100) at Univ. of Baltimore (12-8-67)-Div. II.  
 Game Low: 37, vs. Tulsa, (2-15-14) at Tulsa.  
 Opponent Game High: 131, by Marshall (Huntington, WVA, Feb. 27, 1968) and by Western Kentucky (Bowling Green, KY, Nov. 27, 1972).  
 Opponent Game Lows: 33 by UTEP (02-17-18)

## COMBINED SCORES

Highest Combined Score: 262 (ODU 152, RPI 110) on Feb. 14, 1968. (Div.II)  
 211(ODU 120, George Mason 91), Jan. 22, 1994 (Div.I).  
 Lowest Combined Score: 84 (JMU 43, ODU 41) on Feb. 27, 1982.

## POINTS IN A HALF

Most Points in a half: (1st) 86 vs. RPI (Norfolk, Feb. 14, 1968).  
 (2nd) 75 vs. Mt. St. Mary's (Norfolk, Feb. 24, 1972)  
 Most Opponent Points in a half: (1st) 63, by UNLV (Las Vegas, Dec. 20, 1975).  
 (2nd) 65, by North Carolina (Dec. 1, 1992) Chapel Hill.  
 Fewest Points in a half: (1st)10 vs. Drexel (Dec. 10, 2005)  
 Fewest Opponent Points in a half: (1st) 11, by VMI (Norfolk, Dec. 7, 1982)  
 (2nd) 14, by Hampton (Norfolk, Dec. 7, 1996).

## MARGIN OF VICTORIES

Largest Margin of Victory: 67 (128-61) vs. Lynchburg, (Feb. 13, 1961 Scope).  
 Largest Margin of Defeat: 46, (111-65) by Atlantic Christian, 1956-57.  
 41, (94-53) at Western Kentucky, (Feb. 3, 1987, Bowling Green, KY).  
 Most Players to average in Double Figures: 5, in 1966-67; 1969-70; 1971-72; 1974-75 and 1987-88.

## FIELD GOALS MADE

Season: 1,140 in 1974-75  
 Game: 58, vs. Richmond Prof. Inst. (Norfolk, Feb. 14, 1968).  
 Opponents Season: 707 in 2017-18.  
 Opponent Game: 55, by Marshall (Feb. 27, 1968).  
 Fewest Made in a Game: 12 (12-39) vs. South Florida on Jan. 23, 1986 in Scope & (12-48) at George Mason on Jan. 10, 2013.  
 Opp. Fewest Made in a Game: 14, by Navy (Norfolk, Jan. 12, 1980), by JMU (Jan. 3, 1986 in Harrisonburg, VA), DePaul (Dec. 17, 2005) & Northeastern (Nan. 5, 2011)  
 Fewest Made in a Season: 700, in 1986-87.  
 Opponents Fewest Made in a Season: 717 in 2010-11

## FIELD GOALS ATTEMPTED

Season: 2,363 in 1974-75  
 Game: 102, vs. Georgia Southern (Norfolk, Dec. 18, 1971)  
 Opponents Season: 2,385 in 1974-75.  
 Opponent Game: 103, by UNLV (Dec. 20, 1975 in Las Vegas, N.)  
 Fewest in a season: 1534 in 1986-87.  
 Fewest in a Game: 38, (24-38) vs. Western KY (Feb. 26, 1987, Bowling Green, KY)  
 Fewest by an Opponent in one season: 1529 in 1986-87.

## FIELD GOAL PERCENTAGE

Season High: .509 (803-1578) in 1985-86.  
 Season Low: .409 (707-1727) in 2012-13  
 Game High: .667 (36-54) vs. So. Florida (Scope, Feb. 15, 1990)  
 Game Low: .250 (12-48) at George Mason on Jan. 10, 2013.  
 Opponent Game High: .754 (43-57) by North Carolina (Chapel Hill, Dec. 1, 1992)  
 Opponent Game Low: .241 (14-58) by DePaul (Dec. 17, 2005), Norfolk, Va.  
 Best Shooting in 1st half: .750 (15-20) by GMU (Jan. 28, 2006), in Fairfax, Va.  
 Best Shooting in 2nd half: .842 (16-19) at South Alabama, Jan. 14, 1988.  
 Opponents Best shooting: .857 (22-28) in second half by UNC, Dec. 1, 1992  
 Opponents Best shooting in First Half: .750 (15-20) by George Mason, Jan. 28, 2006

## 3-POINT FG MADE

Season High: 228, in 2017-18.  
 Season Low: 25, in 1982-83 (used only in conference games).  
 Game High: 17, (17-24), vs. James Madison, Feb. 17, 1993 in Scope.  
 Most in One Half by ODU: 9, (9-11) vs. UAB, Jan. 4, 1989 in Scope. and (9-10) at UNC Wilmington (1-17-94), in first half.  
 (2nd half): 11-12 vs. JMU, Feb. 17, 1993.  
 Opponent Season High: 245, 2010-11  
 Opponent Season Low: 45, 1982-83 (used only in conference games).  
 Opponent Game High: 14 (14-38) by So. Mississippi, March, 1, 1993., and Mississippi State (14-27), Dec. 19, 1996

## 3-POINT FG ATTEMPTED

Game high: 34 vs. George Mason (2-19-94).  
 Season High: 647 in 2011-12  
 Season Low: 72, in 1982-83 (Conference games only)  
 Opponent Season High: 713, 2017-18  
 Opponent Season Low: 127 in 1982-83 (Conference games only)  
 Opponent Game High: 36, by William & Mary, Feb 26, 2011

## 3-POINT FG PERCENTAGE

Season High: .412 (184-447) in 1992-93.  
 Season Low: .273 (138-506) in 2012-13  
 Game High (Min. 5 att): .900 (9-10) vs. VMI (11-15-98) (10 or more) .708 (17-24) vs. JMU (2-17-93)  
 One Half: .917 (11-12) vs. JMU, Feb. 17, 1993 (2nd half)  
 Opponent Season High: .398 (118-297) in 1987-88.  
 Opponent Season Low: .336 (202-609) in 2016-17.  
 Opponent Game High: 1.000 (6-6), by JMU, Dec. 30, 1989 in Scope. (10 or more): .818(9-11) by JMU, Feb. 4, 1995 in Harrisonburg.

## FREE THROWS MADE

Season: 674 in 1970-71  
 Game: 39 (39-58) vs. St. Francis (PA), Jan. 6, 1971.  
 Season Fewest: 333 in 1986-87.  
 Game-Fewest: 0 vs. W&M (0-7) Feb. 16, 2013  
 Opponent Fewest-Season: 217 in 1973-74.  
 Opponent Season High: 534 in 1970-71.  
 Opponent Game High: 41, (41-50) by Delaware on Jan. 5, 2013  
 Opponent Game Low: 0-0, by St. Francis (Pa.), Feb. 13, 1973; by Xavier of Ohio, Jan. 15, 1973; by VMI (0-3) on Feb. 17, 1973 and by Texas Wesleyan (Dec. 2, 1980).  
 Consecutive Free-Throws (1 game): 22, vs. UNC Wilmington (Jan. 23, 1993) and at Richmond (Dec. 20, 2005).  
 Consecutive Free-Throws (Season): 27, 2005-06

## FREE THROWS ATTEMPTED

Season: 928 in 1970-71.  
 Game: 58 (39-58) vs. St. Francis (PA), Jan. 6, 1971  
 Season Low: 477 in 1986-87  
 Game Low: 3, (3-3) vs. Randolph-Macon (Feb. 7, 1974).  
 Opponent Season High: 792 in 1970-71.  
 Opponent Game Low: 0-0, by St. Francis (Pa.), Feb. 13, 1973; Xavier of Ohio, Jan. 15, 1973; and by Texas Wesleyan (Dec. 2, 1980), by UNC Wilmington (0-1), Dec. 7, 1988 in Wilmington, NC)  
 Opponent Game High: 50 (41-50), by Delaware on Jan. 5, 2013  
 Opponent Season Low: 477, in 1986-87.

## FREE THROW PERCENTAGE

Season: .754 (465-617) in 1987-88.  
 Game: (1,000) 22-22 at Richmond, Dec. 20, 2005.  
 Season Low: .617 in 2011-12.  
 Game Low: .375 (3-8) vs. Maryland, Feb. 2, 1983.  
 Opponent Season High: .744 (383-515) in 1975-76.  
 Opponent Game High: 1.00 (19-19) by UTSA (3-4-17), San Antonio, Texas.

## REBOUNDS

Season High: 1550 in 1970-71  
 Season Low: 886 in 1987-88.  
 Game High: 71, vs. Roanoke, Feb. 21, 1976 in Norfolk.  
 Game Low: 16, vs. Richmond, Feb. 2, 1988 in Richmond  
 Season High Avg.: 51.7 in 1970-71.  
 Season Low Avg.: 29.5 in 1987-88.  
 Opponent Season High: 1454 in 1970-71  
 Opponent Season Low: 916 in 1986-87.  
 Opponent Game High: 65, by Dayton, Nov. 30, 1974 in Dayton, Ohio.  
 Opponent Game Low: 12, Towson (Jan. 29, 2011)

## ASSISTS

Season High: 614, 1974-75.  
 Season Low: 303, in 1977-78  
 Game High: 39, vs. Mt. St. Mary's, Feb. 3, 1968  
 Game Low: 2 vs. George Mason on Jan. 10, 2013  
 Opponents Game High: 31, by UNC Dec. 1, 1992 in Chapel Hill, NC.

## TURNOVERS

Season High: 495 in 2011-12.  
 Season Low: 346 in 2015-16  
 Game High: 30, vs. Kentucky, Worcester, MA.-NCAA (March 20, 1992)  
 Game Low: 3, vs. Georgia State (Jan. 31, 1980 in Atlanta).  
 Opponent Game High: 29, by FAMU, 11-29-93 (Fieldhouse)

## STEALS

Season High: 329 in 2004-05  
 Season Low: 167 in 1982-83.  
 Game High: 21, vs. Southeastern, Feb. 13, 1979 in Scope.  
 Opponent Game High: 18, by UNLV, Dec. 27, 1986 in Las Vegas, NV at by North Carolina, Dec. 1, 1992 in Chapel Hill.

## BLOCKED SHOTS

Season High: 233 in 1996-97 (ties CAA rec.)  
 Season Low: 56, in 1986-87.  
 Game High: 17 vs. VMI 12-1-04  
 Opponent Game High: 13, by Hofstra Feb. 10, 2009, Hempstead, NY.

## PERSONAL FOULS

Season High: 687 in 2015-16  
 Season Low: 378 in 1965-66.  
 Game High: 32 vs. Duquesne, Dec. 5, 1987 in Pittsburgh, PA.  
 Game Low: 6, vs. VCU in Dec. 30, 1980 and vs. Jacksonville, Jan. 25, 1986 in Scope.  
 Opponent Game High: 39, by Delaware State, Nov. 29, 1983 in Scope.  
 Opponent Game Lows: 6, by Washington & Lee, Feb. 9, 1965, Lexington, Va.

## DISQUALIFICATIONS

Season High: 25, 1978-79.  
 Season Lows: 2, 1973-74  
 Game High: 4, vs. Mississippi State, Jan. 1, 1997, in San Juan, Puerto Rico.  
 Opponent Game High: 5, by William & Mary, Feb. 20, 1985 in Scope.

## OVERTIME GAMES


Most in One game: 3, vs. Hampden-Sydney, 1965-66. and vs. Villanova, 3-17-95 in Albany, NY (NCAA).  
 Season: 6, in 2011-12  
 On the Road: 3, in 1989-90 and 1978-79.  
 Most Points in one period: 25, vs. W&M, 2-1-92 (ties NCAA record)  
 Most Points by two teams in one period: 40 (ODU 25, W&M 15) 2-1-92 (NCAA Record)

## GREATEST ODU COMEBACKS

Down 21, 56-35 with 17:14 left in the 2H (Feb. 5, 2021, Norfolk, VA.) ODU rallied to defeat Marshall for an 82-81 victory.  
 Down 21, 21-0 with 13:07 left in the 1H (Jan. 5, 2019, Norfolk, VA.) ODU rallied to outscore WKU for a 69-66 victory.  
 Down 20, 63-43 with 11:00 left (Jan. 7, 2004, Fairfax, VA.) ODU rallied to outscore George Mason 31-8 for a 74-71 win.  
 Down 20, at Randolph-Macon, Feb. 17, 1975 in Ashland, VA (61-41 RMC with 17:23 left in game, ODU tied at 72 at end of regulation. ODU wins in two overtimes, 86-85.  
 Down 19, vs. UAB, Mar. 2, 1985 in Hampton (59-40, UAB with 9: 31 left), ODU wins, 68-67 (Sun Belt semi-final).  
 Down 17, vs. Central Connecticut State, Dec. 29, 1998 in Hilo, HI (53-36, with 15:26 left), ODU wins 77-75.  
 Down 17, vs. JMU, Dec. 30, 1990 in Scope, (32-49, JMU with 18:05 left), ODU wins 85-81.  
 Down 16, at VCU, Dec. 29, 1991, (47-31, VCU with 16:39 left), ODU wins 67-66.  
 Down 16 vs. JMU, Feb. 10, 1996 (53-37, JMU leads, 17:30 left), tied game at 63 all with 6:00 left, ODU wins 76-72.  
 Down 16 vs. Northeastern, January 7, 2006 (42-26), NE leads with :27 left in first half. Took the lead 64-63 with 10:20 left in game, ODU wins 85-79.  
 Down 13, vs. Syracuse (#3rd), Jan. 19, 1980 in Scope (63-50 with 5:02 left), wins, 68-67.  
 Down 13, at East Carolina, Feb. 12, 1994 in Minges. (54-41 with 14:06 left), wins 75-72.  
 Down 11, vs. Soviet Union, Nov. 19, 1979 in Scope (60-49 with 9:20 left), ODU ties at end of regulation, then wins in overtime, 76-74.  
 Down 9, vs. USF, Jan. 7, 1988 in Tampa, FL, (75-66 with 1:41 left), ODU wins 78-77.  
 Down 7, at DePaul, (#1) Jan. 10, 1981 in Chicago, Ill. (60-53 with 1:50 left), ODU wins, 63-62. (DePaul's first loss at home).

\* Records begin in 1964-65 when ODU began playing only four-year schools.

# VS. RANKED TEAMS



## SHOT HEARD ROUND THE WORLD


On January 10, 1981, guard Billy Mann tipped DePaul's inbound pass, caught his own deflection, turned and laid it in with seven seconds to play. The number one ranked and unbeaten DePaul Blue Demons were handed their first loss in The Horizon in 48

## Old Dominion's Highest National Rankings

Jan. 5, 2015	#25 Associated Press	
Jan. 5, 2015	#11 NCAA RPI	
Mar. 7, 2011	# 1 Colleg Insider.com (Mid-Major Poll)	
March, 2011	#23 NCAA RPI	
Mar. 13, 2011	#20 Real Time RPI	
Mar. 15, 2010	#29 NCAA RPI	
2005-06 pre-season	#21 Lindy's	
	#21 FoxSports.com	
Dec. 5, 2005	#2 Colleg Insider.com (Mid Major Poll)	
Jan. 15, 2006	#20 RPI.com	
Feb. 14, 2005	(23-3) #22 Dick Vitale	
1995-96 pre-season	#25 Street and Smith's	
1994-95 pre-season	#25 Street and Smith's	
Dec. 13, 1993	(5-0) #28 USA Today (42 votes)	
	(5-0) #29 Associated Press (58 votes)	
Dec. 6, 1993	(4-0) #30 USA Today (34 votes)	
	(4-0) #39 Associated Press (23 votes)	
Feb. 12, 1986	(15-5) #25 in Associated Press (24 votes)	
Feb. 17, 1986	(16-6) #28 in Sporting News	
Feb. 18, 1986	(16-6) #26 in Associated Press (17 votes)	
1985-86 pre-season	#31 in Sporting News	
	#33 in Sports Illustrated	
1989-90 pre-season	#32 by The Sporting News	

## Old Dominion vs. Nationally Ranked Teams

2018-19	W at #25	Syracuse, 68-62
	L vs. #13	Purdue, 61-48 (NCAA, Hartford, Conn.)
2016-17	L vs. #10	Louisville, 68-62 OT (Battle 4 Atlantis)
2015-16	L vs. #21	Purdue, 61-39 (HOF Classic)
2014-15	W vs. #14	VCU, 73-67
2011-12	L vs. #2	Kentucky, 62-52 (Mohegan Sun)
	L vs. #8	Missouri, 75-68
2009-10	W at #11	Georgetown, 61-57
	L at #24	Northern Iowa, 62-71
	L vs. #19	Baylor, 68-76 (NCAA 2nd Rd.)
2007-08	L vs. #1	North Carolina, 82-99 (Las Vegas Trn.)
	L vs. #6	Louisville, 53-64 (Las Vegas Trn.)
	L vs. #5	Georgetown 48-66
2006-07	W at #8	Georgetown, 75-62
2004-05	L vs. #13	Michigan St., 89-81 (NCAA, Worcester, Mass.)
2003-04	L at #9	North Carolina, 90-64
	L vs. #13	St. Joseph's, 75-72
2001-02	L at #12	Memphis, 66-91
2000-01	L vs. #5	Stanford, 60-84 (San Juan, PR)
1998-99	L vs. #3	North Carolina, 63-61 in Charlotte, NC
1996-97	L vs. #11	New Mexico, 59-55 (NCAA, Pittsburgh, Pa.)
1994-95	W vs. #9	Villanova, 89-81(3 ot) (NCAA, Albany, NY)
	L at #14	Virginia, 80-83
	L vs. #1	North Carolina, 79-98
	L at #14	Arizona State, 52-71
1993-94	W vs. #22	Virginia, 76-69
1992-93	L at #7	North Carolina, 119-82
1991-92	L vs. #6	Kentucky, 88-69 (NCAA, Worcester, Mass.)
	L at #18	Alabama, 105-67
1989-90	L vs. #8	Missouri, 88-75
1988-89	L vs. #4	North Carolina, 87-77
1985-86	W at #19	Richmond, 62-59
	W at #20	W. Kentucky, 62-59
	L at #19	Alabama-Birmingham, 66-51
	L at #20	Alabama-Birmingham, 71-58
	W at #19	W. Kentucky, 74-61
	L at #1	Duke, 89-61 (NCAA Greensboro, 2nd)
1986-87	L at #4	UNLV, 83-103
1984-85	W at #20	Alabama-Birmingham, 59-58
	L at #17	Maryland, 87-75
1980-81	W at #1	DePaul, 63-62
1979-80	W at #3	Syracuse, 68-67
1978-79	L at #16	Purdue, 67-59 (NIT Quarter Finals)
1976-77	L at #15	Syracuse, 67-64 (ECAC Final)
1975-76	L at #8	UNLV, 116,91
	L at #19	Arizona, 88-74



Petey Sessoms scored 35 points in the Monarchs' 89-81 triple overtime victory over Villanova in the first round of the 1995 NCAA Tournament.



Valdas Vasylius led ODU in a 75-62 win at #8 Georgetown (11-19-06).

# YEAR-BY-YEAR LEADERS

## Assist Leaders


Yrs.	Name	CL	AST	AVG
1967-68	Dick St.Clair	So.	260	10.0
1968-69	Dick St. Clair	Jr.	270	9.0
1969-70	Dave Twardzik	So.	274	9.8
1970-71	Dave Twardzik	Jr.	332	11.1
1971-72	Dave Twardzik	Sr.	274	11.4
1972-73	Rick Nau	Sr.	201	7.2
1973-74	Oliver Purnell	Jr.	181	6.7
1974-75	Joey Caruthers	So.	213	6.9
1975-76	Joey Caruthers	Jr.	182	5.9
1976-77	Joey Caruthers	Sr.	118	4.1
1977-78	Richie Wright	So.	104	4.5
1978-79	Tommy Conrad	Sr.	123	4.2
1979-80	Grant Robinson	Fr.	133	4.4
1980-81	Grant Robinson	So.	174	6.2
1981-82	Grant Robinson	Jr.	134	4.5
1982-83	Grant Robinson	Sr.	148	5.1
1983-84	Charlie Smith	Jr.	123	4.8
1984-85	Frank Smith	Fr.	157	5.1
1985-86	Frank Smith	So.	253	8.1#
1986-87	Frank Smith	Jr.	229	8.2#
1987-88	Frank Smith	Sr.	244	8.1#
1988-89	Donald Grant	So.	137	4.9
1989-90	Chuck Evans	Fr.	194	6.9#
1990-91	Donald Anderson	So.	134	4.2
1991-92	Donald Anderson	Jr.	132	4.4#
1992-93	Donald Anderson	Sr.	141	4.9#
1993-94	Kevin Swann	Sr.	153	4.9
1994-95	Brion Dunlap	Fr.	191	5.8
1995-96	Brion Dunlap	So.	144	4.8
1996-97	Brion Dunlap	Jr.	187	5.7
1997-98	Brion Dunlap	Sr.	158	5.6#
1998-99	Mike Byers	Sr.	109	3.2
1999-00	Pierre Greene	So.	71	2.4
2000-01	Pierre Greene	Jr.	108	3.49
	Troy Nance	Fr.	111	3.49
2001-02	Troy Nance	So.	122	4.2
2002-03	Troy Nance	Jr.	115	4.4
2003-04	Troy Nance	Sr.	119	4.1
2004-05	Drew Williamson	So.	153	4.5
2005-06	Drew Williamson	Jr.	162	4.8
2006-07	Drew Williamson	Sr.	143	4.3
2007-08	Brandon Johnson	Sr.	157	4.6
2008-09	Darius James	So.	157	4.5
2009-10	Kent Bazemore	So.	121	3.4
2010-11	Darius James	Sr.	104	3.2
2011-12	Kent Bazemore	Sr.	107	3.0
2012-13	Keenan Palmore	Fr.	88	3.0
2013-14	Aaron Bacote	So.	105	3.0
2014-15	Trey Freeman	Jr.	125	3.6
2015-16	Trey Freeman	Sr.	115	3.0
2016-17	Ahmad Caver	So.	150	4.8
2017-18	Ahmad Caver	Jr.	197	6.2
2018-19	Ahmad Caver	Sr.	193	5.5
2019-20	Malik Curry	Jr.	128	4.0
2020-21	Malik Curry	Sr.	71	3.6
2021-22	Jaylin Hunter	So.	128	4.0

\*not kept prior to 1967-68 season #Conference Champion

## Scoring Leaders

Yrs	Name	CL	PTS	AVG
1965-66	Randy Leddy	Sr.	470	19.6
1966-67	Bob Pritchett	Jr.	554	22.2
1967-68	Bob Pritchett	Sr.	634	25.4
1968-69	Dick St. Clair	Jr.	532	17.7
1969-70	Dave Twardzik	So.	490	17.5
1970-71	Dave Twardzik	Jr.	608	20.3
1971-72	Dave Twardzik	Sr.	562	23.4
1972-73	Joel Copeland	Jr.	552	19.7
1973-74	Joel Copeland	Sr.	682	25.3
1974-75	Jeff Fuhrmann	So.	503	16.3
1975-76	Jeff Fuhrmann	Jr.	576	18.6
1976-77	Ronnie Valentine	Fr.	650	22.4
1977-78	Ronnie Valentine	So.	531	24.1
1978-79	Ronnie Valentine	Jr.	468	23.4
1979-80	Ronnie Valentine	Sr.	555	18.5
1980-81	Ronnie McAdoo	Jr.	446	15.9
1981-82	Mark West	Jr.	472	15.7
1982-83	Mark West	Sr.	418	14.4
1983-84	Mark Davis	Jr.	441	14.2
1984-85	Kenny Gattison	Jr.	498	16.1
1985-86	Kenny Gattison	Sr.	539	17.4
1986-87	Anthony Carver	Fr.	433	15.5
1987-88	Anthony Carver	So.	449	15.0
1988-89	Chris Gatling	So.	604	22.4
1989-90	Anthony Carver	Sr.	591	21.1#
1990-91	Chris Gatling	Sr.	673	21.0
1991-92	Ricardo Leonard	Sr.	613	20.4#
1992-93	Keith Jackson	Sr.	490	16.9
	Petey Sessoms	So.	489	16.9
	Odell Hodge	So.	601	19.4#
1993-94	Petey Sessoms	Sr.	730	22.1
1994-95	Joe Bunn	So.	483	16.1
1995-96	Odell Hodge	Sr.	596	18.1
1996-97	Mark Poag	Jr.	429	15.3
1997-98	Cal Bowdler	Sr.	500	14.7
1998-99	Andre McCullum	Jr.	386	12.9
1999-00	Andre McCullum	Sr.	386	12.5
2000-01	Ricardo Marsh	Jr.	444	15.3
2001-02	Ricardo Marsh	Sr.	450	16.7
2002-03	Alex Loughton	So.	482	16.60
2003-04	Alex Loughton	Jr.	481	14.1
2004-05	Isaiah Hunter	Sr.	457	14.3
2005-06	Valdas Vasylius	Sr.	516	15.6
2006-07	Gerald Lee	Jr.	439	12.9
2007-08	Gerald Lee	Jr.	526	15.5
2008-09	Gerald Lee	Sr.	520	14.4
2009-10	Frank Hassell	Sr.	515	15.1
2010-11	Kent Bazemore	Sr.	525	15.4
2011-12	DeShawn Painter	Sr.	390	13.0
2012-13	Aaron Bacote	So.	542	15.5
2013-14	Trey Freeman	Jr.	591	16.9
2014-15	Trey Freeman	Sr.	838+	22.1#
2015-16	Ahmad Caver	So.	403	13.0
2016-17	Ahmad Caver	Jr.	455	14.2
2017-18	B.J. Stith	RJr.	587	16.8
2018-19	B.J. Stith	RSr.	429	13.4
2019-20	Malik Curry	Jr.	314	15.7
2020-21	Malik Curry	Sr.	456	14.3
2021-22	C.J. Keyser	Sr.		

+School record #Conference Champion



Bob Pritchett ('68) scored a school record 67 points in a game against Richmond Professional Institute and 47 points in a game against Hampden-Sydney.

## Single-Game Reb. Leaders

1.	33 by Ron Drews	vs.	Richmond Prof. Inst.	Dec. 2, 1966
2.	29 by Randy Leddy	at	Towson State	Dec. 7, 1965
3.	26 by Randy Leddy	vs.	Loyola (Md.)	Dec. 5, 1965
4.	24 by Wilson Washington	vs.	Roanoke	Feb. 21, 1976
5.	23 by Mark West	vs.	Texas Wesleyan	Dec. 3, 1980
	23 by Clifton Jones	vs.	UNCW	Feb. 26, 2001
	23 by Randy Leddy	vs.	Washington & Lee	Dec. 3, 1965
8.	22 by Jay Rountree	vs.	Georgia Southern	Dec. 18, 1971
	22 by Chris Cooper	vs.	James Madison	February 2, 2012
10.	21 by Ronnie Valentine	vs.	Georgia Southern	Feb. 11, 1978
	21 by Wilson Washington	vs.	Brigham Young	Dec. 30, 1975
	21 by Wilson Washington	vs.	St. Francis (Pa.)	Feb. 25, 1976
13.	20 by Chris Gatling	at	South Florida	Feb. 7, 1990
	20 by Chris Gatling	vs.	Virginia Tech	Dec. 8, 1990
	20 by Wilson Washington	vs.	Baptist	Feb. 20, 1975
	20 by Joel Copeland	vs.	Yale	Dec. 27, 1973
	20 by Joel Copeland	vs.	Rollins (NCAA)	Mar. 7, 1974
	20 by Wilson Washington	at	William & Mary	Feb. 5, 1976
	20 by Steve Cox	vs.	Norfolk State	Feb. 23, 1970
	20 by Cal Bowdler	vs.	Seton Hall	Mar. 10, 1999
	20 by Aaron Carver	vs.	Morgan State	Dec. 22, 2018
	20 by Aaron Carver	vs.	UTSA	Feb. 6, 2020
	20 by Austin Trice	vs.	UTEP	Jan. 15, 2022

# YEAR-BY-YEAR LEADERS

## Rebound Leaders

YR.	NAME	CL	REBS	AVG.
1965-66	Randy Leddy	Sr.	433	18.1
1966-67	Ron Drews	So.	364	14.0
1967-68	Ron Drews	Jr.	262	10.1
1968-69	Billy Hayes	So.	218	7.0
1969-70	Steve Cox	Jr.	276	9.8
1970-71	Steve Cox	Sr.	303	10.1
1971-72	Joel Copeland	So.	273	11.4
1972-73	Joel Copeland	Jr.	324	11.6
1973-74	Joel Copeland	Sr.	325	12.0
1974-75	Wilson Washington	So.	264	12.6
1975-76	Wilson Washington	Jr.	418	13.5
1976-77	Wilson Washington	Sr.	329	11.4
1977-78	Ronnie Valentine	So.	219	10.0
1978-79	Ronnie Valentine	Jr.	198	9.9
1979-80	Ronnie Valentine	Sr.	262	8.7
1980-81	Mark West	So.	287	10.3
1981-82	Mark West	Jr.	300	10.0
1982-83	Mark West	Sr.	314	10.8%
1983-84	Kenny Gattison	So.	219	7.1
1984-85	Kenny Gattison	Jr.	285	9.2
1985-86	Kenny Gattison	Sr.	241	7.8
1986-87	Anthony Carver	Fr.	200	7.1
1987-88	Anthony Carver	So.	209	7.0
1988-89	Chris Gatling	So.	244	9.0
1989-90	Chris Gatling	Jr.	259	10.0
1990-91	Chris Gatling	Sr.	356	11.1
1991-92	Ricardo Leonard	Sr.	175	5.8
1992-93	Odell Hodge	Fr.	263	9.1
1993-94	Odell Hodge	So.	279	9.0
1994-95	Petey Sessoms	Sr.	276	8.4
1995-96	Joe Bunn	So.	229	7.6
1996-97	Odell Hodge	Sr.	283	8.6
1997-98	Cal Bowdler	Jr.	245	8.8
1998-99	Cal Bowdler	Sr.	339	10.0
1999-00	Andre McCullum	Jr.	207	6.9
2000-01	Clifton Jones	Sr.	278	9.3%
2001-02	Ricardo Marsh	Jr.	209	7.2
2002-03	Ricardo Marsh	Sr.	227	8.4
2003-04	Alex Loughton	So.	252	8.7
2004-05	Alex Loughton	Jr.	279	8.2
2005-06	Alex Loughton	Sr.	262	7.7
2006-07	Arnaud Dahi	Sr.	201	6.3
2007-08	Gerald Lee	Jr.	197	5.8
2008-09	Ben Finney	So.	211	6.0
2009-10	Frank Hassell	Jr.	240	6.7
2010-11	Frank Hassell	Sr.	321	9.4
2011-12	Chris Cooper	Sr.	362	10.1
2012-13	DeShawn Painter	Sr.	390	13.0
2013-14	Richard Ross	Jr.	253	7.0
2014-15	Denzell Taylor	So.	209	6.0
2015-16	Brandan Stith	So.	310	9.7
2016-17	Denzell Taylor	Sr.	232	7.5
2017-18	Brandan Stith	RSr.	247	7.7
2018-19	B.J. Stith	RSr.	263	7.5
2019-20	Aaron Carver	RSr.	328	10.3
2020-21	Kalu Ezikpe	Jr.	155	6.7
2021-22	Austin Trice	Sr.	287	9.0

%Conference Champion

## Free Throw Pct. Leaders

<i>(Min. 2 att. per game)</i>				
YRS.	NAME	CL	FG	AVG.
1965-66	Richard Boyce	So.	64-83	76.1
1966-67	Richard Boyce	Jr.	60-71	84.4
1967-68	Dick St. Clair	So.	76-92	82.6
1968-69	Dick St. Clair	Jr.	78-95	82.1
1969-70	Dave Twardzik	So.	152-207	73.4
1970-71	Dave Twardzik	Jr.	222-273	81.3
1971-72	Dave Twardzik	Sr.	174-206	84.5
1972-73	Rick Nau	Sr.	126-149	84.6
1973-74	Joel Copeland	Sr.	124-161	77.0
1974-75	Jeff Fuhrmann	So.	59-68	86.8
1975-76	Jeff Fuhrmann	Jr.	96-111	86.5
1976-77	Jeff Fuhrmann	Sr.	42-62	79.0
1977-78	Tommy Conrad	Jr.	83-108	76.9
1978-79	Tommy Branch	Fr.	57-68	83.8
1979-80	Billy Mann	So.	77-103	74.8
1980-81	Billy Mann	Jr.	87-118	73.7
1981-82	Billy Mann	Sr.	105-136	77.2
1982-83	Keith Thomas	Fr.	69-78	88.5%
1983-84	Keith Thomas	So.	128-149	85.9%
1984-85	Clarence Hanley	Jr.	74-91	81.3
1985-86	Keith Thomas	Sr.	96-118	81.3
1986-87	Bernard Royster	So.	89-108	82.4
1987-88	Bernard Royster	Jr.	113-135	83.7
1988-89	Donald Grant	So.	59-76	77.6
1989-90	Anthony Carver	Sr.	51-65	78.5
1990-91	Donald Anderson	So.	61-74	82.4
1991-92	Donald Anderson	Jr.	96-108	88.9
1992-93	Petey Sessoms	So.	130-159	81.8
1993-94	Petey Sessoms	Jr.	93-113	82.3
1994-95	Petey Sessoms	Sr.	215-259	83.0
1995-96	Joe Bunn	So.	167-219	76.3
1996-97	Odell Hodge	Sr.	113-158	71.5
1997-98	Mark Poag	Jr.	53-64	82.8
1998-99	Mark Poag	Sr.	53-64	82.8
1999-00	Andre McCullum	Jr.	109-139	78.4
2000-01	Pierre Greene	Jr.	93-121	.769
2001-02	Rasheed Wright	Jr.	101-124	.815
2002-03	Rasheed Wright	Sr.	97-124	.782
2003-04	Isaiah Hunter	So.	76-90	.844%
2004-05	Alex Loughton	Jr.	95-122	.779
2005-06	Arnaud Dahi	Jr.	107-137	.781
2006-07	Arnaud Dahi	Sr.	85-108	.787
2007-08	Brian Henderson	Sr.	36-43	.837
2008-09	Gerald Lee	Jr.	120-159	.755
2009-10	Gerald Lee	Sr.	129-170	.759
2010-11	Frank Hassell	Sr.	123-167	.737
2011-12	Nick Wright	Jr.	77-118	.653
2012-13	Nick Wright	Sr.	54-73	.740
2013-14	Aaron Bacote	So.	160-205	.780
2014-15	Aaron Bacote	Jr.	103-122	.844
2015-16	Trey Freeman	Sr.	141-170	.829
2016-17	B.J. Stith	RSo.	81-102	.794
2017-18	B.J. Stith	RJr.	85-101	.842
2018-19	B.J. Stith	RSr.	100-118	.847
2019-20	A.J. Oliver II	RSo.	50-61	.820
2020-21	A.J. Oliver II	RJr.	31-35	.886
2021-22	Jaylin Hunter	So.	59-70	.843

% Conference Champion

# YEAR-BY-YEAR LEADERS

## Field Goal Pct. Leaders

YRS.	NAME	CL	FG	PCT.
1965-66	Jerry Nichols	Sr.	198-404	49.0
1966-67	Ron Drews	So.	122-250	49.0
1967-68	Harry Lozon	So.	215-354	60.7
1968-69	Ron Drews	Sr.	102-190	54.1
1969-70	Dave Twardzik	So.	169-309	54.7
1970-71	Terry Foster	Jr.	102-200	51.0
1971-72	Terry Foster	Sr.	107-210	53.2
1972-73	Ricky Michaelson	Jr.	165-284	58.1
1973-74	Jay Rountree	Jr.	108-216	50.0
1974-75	Wilson Washington	So.	132-223	59.2
1975-76	Wilson Washington	Jr.	245-457	53.6
1976-77	Wilson Washington	Sr.	220-372	59.1
1977-78	Tommy Conrad	Jr.	92-176	52.3
1978-79	Ronnie Valentine	Jr.	193-374	51.6
1979-80	Bobby Vaughn	Jr.	80-155	51.6
1980-81	Mark West	So.	128-243	52.7
1981-82	Mark West	Jr.	197-323	61.0
1982-83	Mark West	Sr.	169-297	56.9
1983-84	Mark Davis	Jr.	181-343	52.8
1984-85	Kenny Gattison	Jr.	192-357	53.8
1985-86	Kenny Gattison	Sr.	218-342	63.7%#
1986-87	Garrick Davis	So.	112-228	53.5
1987-88	Garrick Davis	Jr.	143-247	57.9
1988-89	Chris Gatling	So.	239-388	61.6%
1989-90	Chris Gatling	Jr.	207-357	58.0
1990-91	Chris Gatling	Sr.	251-405	62.0
1991-92	Ricardo Leonard	Sr.	209-431	48.5
1992-93	Odell Hodge	Fr.	173-309	56.0
1993-94	Odell Hodge	So.	249-455	54.7
1994-95	Mario Mullen	Jr.	161-301	53.5
1995-96	Odell Hodge	Jr.	182-321	56.7
1996-97	Odell Hodge	Sr.	241-438	55.0
1997-98	Skipper Youngblood	Jr.	75-152	49.3
1998-99	Reggie Bassette	Sr.	138-253	54.5
1999-00	Skipper Youngblood	Sr.	139-262	53.1
2000-01	Andre McCullum	Sr.	137-292	.469
2001-02	Ricardo Marsh	Jr.	166-330	.503
2002-03	Ricardo Marsh	Sr.	167-354	.472
2003-04	Valdas Vasylius	Fr.	81-160	.506
2004-05	Arnaud Dahi	So.	139-268	.519
2005-06	Alex Loughton	Sr.	162-334	.485
2006-07	Valdas Vasylius	Sr.	158-325	.486
2007-08	Gerald Lee	So.	168-349	.481
2008-09	Gerald Lee	Jr.	202-373	.542
2009-10	Gerald Lee	Sr.	192-355	.541
2010-11	Frank Hassell	Sr.	196-350	.560
2011-12	Nick Wright	Jr.	77-118	.653
2012-13	Richard Ross	So.	94-168	.560
2013-14	Richard Ross	Jr.	149-284	.525
2014-15	Richard Ross	Sr.	132-222	.595
2015-16	Denzell Taylor	Jr.	70-118	.593
2016-17	Denzell Taylor	Sr.	46-79	.582
2017-18	Trey Porter	RJr.	146-249	.586
2018-19	Kalu Ezikpe	Fr.	49-91	.538
2019-20	Jason Wade	So.	91-162	.562
2020-21	Kalu Ezikpe	Jr.	97-167	.581
2021-22	Austin Trice	Sr.	167-308	.542

#ODU record %Conference Champion

## 35-Point Club

PTS	NAME	OPP.	DATE
67	Bob Pritchett	vs. Richmond Prof. Inst.	Feb. 14, 1968
60	Leo Anthony	vs. Lynchburg	Feb. 13, 1961
48	Leo Anthony	vs. Elon	Dec. 14, 1959
47	Bob Pritchett	vs. Hampden-Sydney	Jan. 9, 1968
46	Bobby Hoffman	at Roanoke	Feb. 19, 1962
45	Ricky Michaelson	vs. Kentucky Wesleyan	Jan. 30, 1973
45	Alex Loughton	vs. Charlotte (2 ot)	Dec. 6, 2003
44	Joel Copeland	vs. Rollins (NCAA Regional)	Mar. 7, 1974
44	Ronnie Valentine	at Tulane	Dec. 20, 1977
42	Trey Freeman	vs. Western Kentucky	Mar. 11, 2016
39	Joel Copeland	vs. Delaware	Jan. 5, 1974
39	Leo Anthony	at Bridgewater	Feb. 11, 1961
38	Trey Freeman	at Charlotte	Feb. 6, 2016
38	Leo Anthony	vs. Richmond Prof. Inst.	Jan. 14, 1958
38	Ronnie Valentine	vs. William & Mary (Scope)	Feb. 21, 1977
37	Trey Freeman	vs. Marshall	Jan. 23, 2016
37	Kent Bazemore	vs. Drexel	Feb. 25, 2012
37	Odell Hodge	vs. Southern Mississippi	Feb. 4, 1993
37	Anthony Carver	vs. South Alabama (Scope)	Feb. 19, 1990
37	Ronnie Valentine	at Georgia Southern	Jan. 7, 1978
37	Ronnie Valentine	vs. Western Carolina	Jan. 17, 1977
37	Leo Anthony	at Roanoke	Jan. 10, 1961
36	Jeff Fuhrmann	vs. Charleston Baptist	Feb. 14, 1976
36	Chris Gatling	at UNC Charlotte	Feb. 5, 1991
36	Leo Anthony	vs. Lynchburg	Feb. 1, 1958
36	Leo Anthony	vs. Roanoke	Feb. 21, 1958
36	Leo Anthony	vs. Randolph-Macon	Feb. 19, 1959
36	Ronnie Valentine	at Georgetown (ECAC So.Finals)	Mar. 1, 1977
36	Dave Twardzik	vs. Norfolk State (NCAA Reg.)	Mar. 12, 1971
36	Chris Gatling	vs. Ala.-Birmingham (SBCTrn.)	Mar. 4, 1989
36	B.J. Stith	vs. UTSA	Feb. 15, 2018
35	Leo Anthony	vs. Richmond Prof. Inst.	Dec. 1, 1960
35	Leo Anthony	vs. Hampden-Sydney	Dec. 5, 1960
35	Leo Anthony	vs. Catholic	Dec. 17, 1960
35	Leo Anthony	vs. Pembroke State	Jan. 31, 1961
35	Joel Copeland	at Western Kentucky	Dec. 1, 1973
35	Anthony Carver	vs. Virginia Commonwealth	Jan. 23, 1999
35	Petey Sessoms	vs. New Hampshire	Dec. 8, 1994
35	Petey Sessoms	vs. Villanova (NCAA 1st round)	Mar. 17, 1995

## 3 Point FG% Leaders

1986-87	Steve Trax	Jr.	48-107	.449
1987-88	Steve Trax	Sr.	76-178	.427
1988-89	Darin McDonald	Jr.	35-86	.407
1989-90	Anthony Carver	Sr.	94-231	.407
1990-91	Keith Jackson	So.	68-182	.374
1991-92	Keith Jackson	Jr.	68-182	.374
1992-93	Petey Sessoms	So.	69-160	.431
1993-94	Kevin Swann	Sr.	29-66	.439
1994-95	Mike Jones	Sr.	80-188	.426
1995-96	Mark Poag	Fr.	76-178	.427
1996-97	Mike Byers	So.	47-125	.376
1997-98	Mark Poag	Jr.	90-190	.474
1998-99	Mark Poag	Sr.	80-205	.390
1999-00	Freddie Bryant	Sr.	17-39	.436
2000-01	Andre McCullum	Sr.	93-121	.447
2001-02	Pierre Greene	Sr.	20-52	.385
2002-03	John Waller	Jr.	36-92	.391
2003-04	John Waller	Sr.	57-153	.373
2004-05	Drew Williamson	So.	28-74	.378
2005-06	Brian Henderson	So.	45-114	.395
2006-07	Brian Henderson	Jr.	56-148	.378
2007-08	Darius James	Fr.	35-89	.393
2008-09	Marsharee Neely	Jr.	34-89	.386
2009-10	Keyon Carter	Jr.	25-72	.347
2010-11	Kent Bazemore	Jr.	31-76	.408
2011-12	Dimitri Batten	RFr.	46-114	.404
2012-13	Dimitri Batten	RSo.	48-149	.322
2013-14	Jordan Baker	Fr.	33-89	.371
2014-15	Trey Freeman	Jr.	47-132	.356
2015-16	Trey Freeman	Sr.	51-146	.349
2016-17	Ahmad Caver	So.	67-182	.368
2017-18	B.J. Stith	RJr.	56-139	.403
2018-19	Xavier Green	RSo.	54-133	.406
2019-20	Xavier Green	RJr.	47-144	.326
2020-21	Malik Curry	Sr.	19-58	.328
2021-22	Jaylin Hunter	So.	41-121	.339

# COACHES & CAPTAINS

Old Dominion University has enjoyed an impressive basketball tradition. Since fielding its first team in 1930, Old Dominion has won 1,385 games in 88 years, a winning percentage of .593.

Founded in 1930 as the Norfolk Division of the College of William and Mary, the institution gained independence in 1962 and became Old Dominion College. In 1969, University status was granted and the name was changed to Old Dominion University.

Sonny Allen was named head coach at Old Dominion in 1965, following athletic director Bud Metheny's outstanding career. In ten years, Allen led the Monarchs to 181 wins, and a second place national finish at the 1970 NCAA Division II championships. In 1975 his Monarchs took the ultimate prize with the National Championship.

Paul Webb took control in 1975-76 and led the Monarchs to a fourth place finish at the NCAA Division II nationals. Webb successfully guided the Old Dominion program to one of the nation's premier Division I basketball programs. In ten seasons, Webb won 196 victories and took the Big Blue to nine national post-season tournaments.

In 1985, the reigns were turned over to Tom Young and he guided the Monarchs to a 23-8 mark in 1986 and an NCAA bid. The Monarchs advanced to the second round for the first time ever. In 1987-88, Old Dominion was 18-12 and earned a NIT bid. In 1991-92, former captain Oliver Purnell returned to his alma mater and led Old Dominion to the CAA title and a trip to the NCAA. In 1993 and 1994 the Monarchs advanced to the second round of the NIT. Jeff Capel took over in 1994-95 and guided the Monarchs to the second round of the NCAA after a stunning victory over third seed Villanova, 89-81 in triple overtime. Capel again guided Old Dominion to a CAA title and NCAA Tournament play in 1997.

In April of 2001, Blaine Taylor became the Monarchs fifth Division I head coach. He guided ODU to the school's most wins in a single season (28) in 2004-05, winning the CAA crown and advancing to the NCAA tournament. The following year, ODU won another 24 games and reached the semi-finals of the NIT at Madison Square Garden.

The 2007 Monarchs won another 24 games and advanced to the NCAA tournament as an at-large team. In 2008, ODU reached the quarterfinals of the inaugural College Basketball Invitational (CBI).

In 2008-09 the Monarchs won the championship of the inaugural College Insider.com tournament with a 25-10 record.

In 2009-10, ODU captured its fifth CAA title and advanced to the second round of the NCAA tournament after beating sixth seeded Notre Dame, 51-50.

In 2010-11, ODU won its second straight CAA crown and lost at the buzzer to Butler in the NCAA Tournament. In 2011-12, ODU advanced to the Quarterfinals of the CIT.

Jeff Jones took over the reign eight years ago and led the Monarchs to the nation's biggest turnaround in wins and advanced to the semifinals of the CBI Tournament in year one. The following season, Jones led ODU to all the way to Madison Square Garden for the semifinals of the NIT. In year three, the Monarchs claimed victory in the first ever Vegas 16 post-season Tournament. In year four, Jones led ODU to a 19-12 record, which was good for a third place finish in the league. In year five, Jones and the Monarchs went 25-7 overall and 15-3 in league play, which was good enough for a second place finish in the conference. In 2018-19, Jones led the Monarchs to a 26-9 overall record, as they won the C-USA regular season and conference championship, punching the program's first bid to the NCAA Tournament since 2011.

Twenty-two players have been accorded All-American honors since 1958, including first team selections Wilson Washington (1975-76), Joel Copeland (1973-74) and Dave Twardzik (1972-73).

YEAR	RECORD	CAPTAINS	COACH
1930-31	11-10	Harry Hamburger	Tommy Scott
1931-32	7-9	Rufus Tonelson	Tommy Scott
1932-33	8-6	Rufus Tonelson	Tommy Scott
1933-34	10-4	Junie Mills	Tommy Scott
1934-35	11-6	Freddie Edmonds	Tommy Scott
1935-36	10-6	Freddie Edmonds	Tommy Scott
1936-37	8-8	Woody Barnes	Tommy Scott
1937-38	15-4	Joe Wood	Tommy Scott
1938-39	8-14	n/a	Tommy Scott
1939-40	4-16	n/a	Tommy Scott
1940-41	4-15	n/a	George Stirnweiss
1941-42	0-14	Ed Kilgore	George Stirnweiss
1942-43	12-10	Dave Prosser	Scrap Chandler
1943-44	1-7	Bobby Worrell	Scrap Chandler
1944-45	6-6	n/a	Scrap Chandler
1945-46	9-8	n/a	Scrap Chandler
1946-47	14-8	Charlie Kiley, Ted Bacalis	Julius Rubin
1947-48	21-8	Ted Bacalis	Jack Callahan
1948-49	11-5	Bill Roughton, John Vitasek	Bud Metheny
1949-50	9-10	Joe Agee	Bud Metheny
1950-51	11-10	Sonny Howlett	Bud Metheny
1951-52	12-13	Ralph Muzzey, Mac McCurry	Bud Metheny
1951-53	8-12	John Casey, Malvin Howlett	Bud Metheny
1953-54	12-10	Ralph Halstead, William Tyndall	Bud Metheny
1954-55	7-15	Paul Burlage, Harry Knickerbocker	Bud Metheny
1955-56	8-12	Harry Knickerbocker, John Casey	Bud Metheny
1956-57	11-10	Harry Knickerbocker, Bob Johnson	Bud Metheny
1957-58	12-9	Bob Johnson, Holt Butt	Bud Metheny
1958-59	15-8	Holt Butt, Leo Anthony	Bud Metheny
1959-60	12-6	Leo Anthony, Bobby Hoffman	Bud Metheny
1960-61	16-4	Leo Anthony, Bobby Hoffman	Bud Metheny
1961-62	18-3	Bobby Hoffman, Marion Carroll	Bud Metheny
1962-63	13-13	Marion Carroll, Ray Dougan, Billy Phelps	Bud Metheny
1963-64	13-10	John Kendall, Wayne Parks	Bud Metheny
1964-65	10-13	Freddie Edmonds, Jr.,	Bud Metheny
1965-66	7-17	Randy Leddy, Freddie Edmonds, Jr.	Sonny Allen
1966-67	14-12	Button Speakes	Sonny Allen
1967-68	19-7	Button Speakes, Dick St.Clair	Sonny Allen
1968-69	21-10	Button Speakes, Dick St. Clair	Sonny Allen
1969-70	21-7	Dick St. Clair, Harry Lozon	Sonny Allen
1970-71	21-9	Dave Twardzik, Steve Cox	Sonny Allen
1971-72	14-10	Dave Twardzik	Sonny Allen
1972-73	19-9	Jack Baker, Rick Nau	Sonny Allen
1973-74	20-7	Joel Copeland	Sonny Allen
1974-75	25-6	Oliver Purnell	Sonny Allen
1975-76	19-12	Wilson Washington, Jeff Fuhrmann, Joey Caruthers	Paul Webb
1976-77	25-4	Wilson Washington, Jeff Fuhrmann	Paul Webb
1977-78	11-15	Reese Neyland, Chris Pickett	Paul Webb
1978-79	23-7	Ronnie Valentine, Tommy Conrad	Paul Webb
1979-80	25-5	Ronnie Valentine, Bobby Haithcock	Paul Webb
1980-81	18-10	Bobby Vaughan	Paul Webb
1981-82	18-12	Ronnie McAadoo, Billy Mann	Paul Webb
1982-83	19-10	Mark West, Grant Robinson	Paul Webb
1983-84	19-12	Charlie Smith	Paul Webb
1984-85	19-12	Charlie Smith, Mark Davis	Paul Webb
1985-86	23-8	Kenny Gattison, Ronnie Wade	Tom Young
1986-87	6-22	Frank Smith, Garrick Davis	Tom Young

## Coaches' Breakdown

	Record	Yrs.	
Tommy Scott	(1930-40)	92-83	10
George Stirnweiss	(1940-42)	4-29	2
Scrap Chandler	(1942-46)	28-31	4
Julius Rubin	(1946-47)	14-8	1
Jack Callahan	(1947-48)	21-8	1
Bud Metheny	(1948-65)	198-163	17
Sonny Allen	(1965-75)	181-94	10
Paul Webb	(1975-85)	196-99	10
Tom Young	(1985-91)	90-87	6
Oliver Purnell	(1991-94)	57-33	3
Jeff Capel	(1994-2001)	122-98	7
Blaine Taylor	(2001-2012)	239-144	12
Jim Corrigan (interim)	(2012)	3-5	1
Jeff Jones	(2014-present)	191-113	9
<b>TOTAL</b>		<b>1426-995</b>	<b>91</b>



# ODU's ALL-TIME LEADING SCORERS

## 1. RONNIE VALENTINE (1976-80)

	GP	FG	PCT	FT	PCT	REB-AVG	PTS	AVG
1976-77	29	294-555	.530	62-89	.697	270-9.3	650	22.4
1977-78	22	231-465	.497	69-92	.750	219-10.0	531	24.1
1978-79	20	193-374	.516	82-112	.732	198-9.9	468	23.4
1979-80	30	245-476	.515	65-90	.722	262-8.7	555	18.5
Totals	101	963-1870	.514	278-383	.726	949-9.4	2204	21.8

## 2. LEO ANTHONY (1957-61)

	GP	FG	FT	PCT	PTS	AVG
1957-58	21	169	168-218	.771	506	24.1
1958-59	23	203	176-235	.749	582	25.3
1959-60	18	160	153-200	.765	473	26.3
1960-61	20	237	146-210	.695	620	31.0
Totals	82	769	643-863	.745	2181	26.6

## 3. ODELL HODGE (1992-97)

	GP	FG	PCT	3PT	PCT	FT	PCT	REB-AVG	PTS	AVG
1992-93	29	173-309	.560	0-0	.000	80-105	.762	263-9.1	426	14.7
1993-94	31	249-455	.547	0-0	.000	103-151	.682	279-9.0	601	19.4
1994-95	4	21-37	.568	0-0	.000	10-12	.833	29-7.3	52	13.0
1995-96	31	182-321	.567	0-4	.000	78-123	.634	232-7.5	442	14.3
1996-97	33	241-438	.550	1-1	1.000	113-158	.715	283-8.6	596	18.1
Totals	128	866-1560	.555	1-5	.200	384-549	.699	1086-8.5	2117	16.5

## 4. PETEY SESSOMS (1991-95)

	GP	FG	PCT	3PT	PCT	FT	PCT	REB-AVG	PTS	AVG
1991-92	31	84-205	.410	22-70	.314	81-102	.794	160-5.3	271	9.0
1992-93	29	145-334	.434	69-160	.431	130-159	.818	170-5.9	489	16.9
1993-94	31	156-369	.423	90-215	.419	93-113	.823	173-5.6	495	16.0
1994-95	33	213-495	.430	89-242	.368	215-259	.830	276-8.4	730	22.1
Totals	123	598-1403	.426	270-687	.393	519-633	.819	779-6.3	1985	16.1

## 5. ANTHONY CARVER (1986-90)

	GP	FG	PCT	3PT	PCT	FT	PCT	REB-AVG	PTS	AVG
1986-87	28	178-390	.456	22-71	.310	55-78	.705	200-7.1	433	15.5
1987-88	30	177-366	.484	25-68	.368	70-89	.787	209-7.0	449	15.0
1988-89	24	177-395	.448	78-192	.406	53-72	.736	160-6.7	485	20.2
1989-90	28	223-491	.454	94-231	.407	51-65	.785	186-6.6	591	21.1
Totals	110	755-1642	.459	219-562	.389	229-304	.753	755-6.9	1958	17.8

## 6. CHRIS GATLING (1988-91)

	GP	FG	PCT	FT	PCT	REB-AVG	PTS	AVG
1988-89	27	239-388	.616	126-179	.704	244-9.0	604	22.4
1989-90	26	207-357	.580	120-179	.670	259-10.0	534	20.5
1990-91	32	251-405	.620	171-247	.692	356-11.1	673	21.0
Totals	85	697-1150	.606	417-605	.689	859-10.1	1811	21.3

## 7. RONNIE McADOO (1978-82)

	GP	FG	PCT	FT	PCT	REB-AVG	PTS	AVG
1978-79	30	182-371	.491	93-130	.715	260-8.7	457	15.2
1979-80	30	186-383	.486	59-80	.738	220-7.3	431	14.4
1980-81	28	182-379	.480	82-122	.672	222-7.9	446	15.9
1981-82	30	173-359	.482	96-134	.716	251-8.4	442	14.7
Totals	118	723-1492	.485	330-466	.708	953-8.1	1776	15.1

## 8. DAVE TWARDZIK (1968-72)

	GP	FG	PCT	FT	PCT	REB-AVG	PTS	AVG
1969-70	28	169-309	.547	152-207	.734	158-5.6	490	17.5
1970-71	30	193-406	.480	222-273	.810	167-5.6	608	20.3
1971-72	24	194-383	.507	174-206	.845	122-5.1	562	23.4
Totals	82	556-1098	.506	548-686	.799	447-5.5	1660	20.2

## 9. JOEL COPELAND (1970-74)

	GP	FG	PCT	FT	PCT	REB-AVG	PTS	AVG
1970-71	2	14-25	.560	0-2	.000	17-8.5	28	14.0
1971-72	24	166-344	.482	63-98	.643	273-11.4	395	16.5
1972-73	28	245-501	.489	62-113	.549	324-11.6	552	19.7
1973-74	27	279-568	.491	124-161	.770	325-12.0	682	25.3
Totals	81	704-1438	.489	249-374	.666	939-11.6	1657	20.5

## 10. ALEX LOUGHTON (2002-2006)

	GP	FG	PCT	3PT	PCT	FT	PCT	REB-AVG	PTS	AVG
2002-03	27	85-205	.415	1-6	.167	54-81	.667	159-5.9	225-8.3	
2003-04	29	165-338	.488	11-33	.333	141-178	.792	252-8.7	482-16.6	
2004-05	34	188-374	.503	10-34	.294	95-122	.779	279-8.2	481-14.1	
2005-06	34	162-334	.485	13-40	.325	121-162	.747	262-7.7	458-13.5	
Totals	124	600-1251	.479	35-113	.309	411-543	.762	952-7.7	1646-13.3	

## 11. GERALD LEE (2006-10)

	GP	FG	PCT	3PT	PCT	FT	PCT	REB-AVG	PTS	AVG
2006-07	33	57-110	.518	4-10	.400	21-35	.600	108-3.3	139	4.2
2007-08	34	168-349	.481	3-11	.272	100-136	.735	197-5.8	439	12.9
2008-09	34	202-373	.542	2-7	.286	120-159	.755	193-5.7	526	15.5
2009-10	36	192-355	.541	7-12	.582	129-170	.759	172-4.8	520	14.4
Totals	137	619-1187	.521	16-40	.400	370-500	.740	670-4.9	1624	11.9

## 12. KENNY GATTISON (1982-86)

	GP	FG	PCT	3PT	PCT	REBS-AVG	PTS	AVG
1982-83	29	94-187	.503	55-78	.705	218-7.5	243	8.4
1983-84	31	127-257	.494	89-137	.650	219-7.1	343	11.1
1984-85	31	192-357	.538	114-187	.609	285-9.2	498	16.1
1985-86	31	218-342	.637	103-153	.673	241-7.8	539	17.4
Totals	122	631-1143	.552	361-555	.650	963-7.9	1623	13.3

## 13. AARON BACOTE (2012-16)

	GP	FG	PCT	3PT	PCT	FT	PCT	REB-AVG	PTS	AVG
2012-13	29	74-193	.383	32-110	.291	45-64	.703	73-2.4	225	7.8
2013-14	35	163-407	.400	56-158	.354	160-205	.780	105-3.0	542	15.5
2014-15	35	101-267	.378	38-120	.317	103-122	.844	107-3.1	343	9.8
2015-16	38	157-366	.429	47-137	.343	138-169	.817	160-4.2	499	13.1
Totals	137	495-1233	.402	173-525	.330	446-560	.800	445-3.3	1609	11.8

## 14. KEITH JACKSON (1989-93)

	GP	FG	PCT	3PT	PCT	FT	PCT	REB-AVG	PTS	AVG
1989-90	27	96-240	.400	23-61	.377	35-53	.660	112-4.2	250	9.3
1990-91	32	196-449	.437	68-182	.374	49-68	.721	157-4.9	509	15.9
1992-93	29	114-288	.396	53-133	.399	62-82	.756	108-3.7	343	11.8
1992-93	29	167-378	.442	72-172	.419	84-107	.785	111-3.8	490	16.9
Totals	117	573-1355	.423	216-548	.394	230-310	.742	488-4.2	1592	13.6

## 15. AHMAD CAVER (2016-19)

	GP	FG	PCT	3PT	PCT	FT	PCT	PTS	AVG
2016-17	31	130-361	.360	67-182	.368	76-121	.628	403	13.0
2017-18	32	155-380	.408	65-186	.349	78-117	.667	453	14.2
2018-19	35	196-514	.381	70-231	.303	119-172	.692	581	16.6
Totals	136	516-1368	.378	215-647	.332	291-446	.652	1538	11.3

## 16. KEITH THOMAS (1982-86)

	GP	FG	PCT	FT	PCT	REB-AVG	PTS	AVG
1982-83	28	100-233	.429	69-78	.885	55-2.0	275	9.8*
1983-84	31	150-340	.441	128-149	.859	102-3.3	428	13.9
1984-85	31	141-283	.498	109-137	.795	102-3.3	391	12.7
1985-86	31	170-321	.529	96-118	.813	108-3.5	436	14.1
Totals	121	561-1177	.477	402-482	.834	367-3.0	1530	12.6

\*6-20 in three-point shots.

## 17. MARK POAG (1995-99)


	GP	FG	PCT	3PT	PCT	FT	PCT	REB-AVG	PTS	AVG
1995-96	21	91-206	.442	76-178	.427	21-24	.875	59-2.0	279	9.3
1996-97	31	121-352	.344	82-253	.324	50-66	.758	133-4.0	374	11.3
1997-98	26	143-297	.481	90-190	.474	53-64	.828	105-3.8	429	15.3
1998-99	34	130-299	.435	80-205	.390	53-64	.828			



# MONARCHS IN OVERTIME

<b>1936-37</b>	Norfolk Athletic Club	2	50-49	L	<b>1997-98</b>					
	William & Mary Frosh	1	34-42	L	1-7-98	at UNC Wilmington	1	50-58	L	
<b>1938-39</b>	Louisburg College	2	39-45	L	1998-99					
<b>1965-66</b>					2-10-99	at American	1	76-70	W	
1-10-66	at Hampden-Sydney	3	108-119	L		East Carolina (CAA)	2	65-62	W	
2-11-66	at Bridgewater	1	92-104	L	<b>1999-00</b>					
<b>1971-72</b>					1-5-00	at VCU	1	67-73	L	
12-9-71	Norfolk State (Scope)	1	119-122	L	1-15-00	at George Mason	1	75-77	L	
2-11-72	Norfolk State (Scope)	1	105-101	W	2-7-00	at Va. Tech	1	67-78	L	
2-22-72	at Randolph-Macon	2	100-95	W	2-10-00	at American	1	67-68	L	
<b>1972-73</b>	at Roanoke (NCAA)	1	87-88	L	<b>2000-01</b>					
1-24-74	Xavier (Ohio)	1	86-83	W	1-17-01	at East Carolina	1	63-68	L	
2-10-75	at Randolph-Macon	2	86-85	W	1-27-01	Richmond	2	73-77	L	
<b>1975-76</b>					3-3-01	William & Mary (CAA)	1	53-47	W	
1-22-76	at Roanoke	1	83-88	L	<b>2001-02</b>					
1-28-76	at Madison	1	87-83	W	1-19-02	VCU	1	77-79	L	
<b>1976-77</b>					<b>2002-03</b>					
12-6-76	at Austin Peay	1	76-81	L	1-15-03	Delaware	1	74-75	L	
1-6-77	at Georgia Southern	1	83-82	W	<b>2003-04</b>					
3-9-77	Villanova (Scope NIT)	1	68-71	L	12-04-03	at VA. Tech	1	94-92	W	
<b>1978-79</b>					12-06-13	Charlotte	2	102-105	L	
12-9-78	at Austin Peay	1	65-68	L	<b>2004-05</b>					
1-6-79	Florida State(Kiwanis)	2	80-76	W	3-7-05	VCU (CAA)	1	73-66	W	
	East Carolina	2	90-85	W	<b>2005-06</b>					
2-15-79	at VCU	1	72-71	W	12-20-05	at Richmond	1	58-61	L	
3-12-79	at Clemson (NIT)	2	61-59	W	<b>2006-07</b>					
<b>1979-80</b>					2-3-07	at George Mason	1	66-56	W	
2-23-80	at William & Mary	1	71-69	W	<b>2007-08</b>					
3-1-80	Navy (ECAC Finals in Hampton)	1	62-51	W	1-12-08	at Delaware	2	74-81	L	
<b>1980-81</b>					2-14-08	Drexel	2	75-71	W	
1-21-81	at James Madison	2	65-63	W	<b>2008-09</b>					
2-7-81	Richmond	1	82-80	W	11-25-08	at Bucknell	2	82-83	L	
<b>1981-82</b>					2-28-09	at Northeastern	1	57-54	W	
12-9-81	Marquette	1	70-75	L	<b>2009-10</b>					
12-19-81	at Dayton	1	77-78	L	3-7-10	vs VCU (CAA Semi-finals)	1	73-69	W	
1-23-82	at William & Mary	1	56-54	W	<b>2011-12</b>					
<b>1983-84</b>					11-19-11	vs South Florida (Hall of Fame Tourn.)	1	68-66	W	
1-28-84	VCU	1	56-54	W	11-23-11	vs Vermont	1	63-65	L	
2-1-84	at James Madison	1	67-68	L	12-20-11	at Richmond	1	82-90	L	
<b>1984-85</b>					1-2-12	at James Madison	1	67-61	W	
2-2-85	Jacksonville	1	78-79	L	1-11-12	at Delaware	1	68-66	W	
<b>1987-88</b>					2-22-12	at Georgia State	1	65-60	W	
1-18-88	Alabama-Birmingham	1	82-80	W	<b>2012-13</b>					
2-15-88	at Alabama-Birmingham	1	74-80	L	2-9-13	Northeastern	1	74-79	L	
<b>1987-88</b>	W.Kentucky (SBC Tm in Richmond)	1	86-84	W	<b>2013-14</b>					
<b>1988-89</b>					11-8-13	Missouri State	1	67-79	L	
1-23-89	VCU	1	93-101	L	12-3-13	North Carolina Central	1	69-76	L	
	UAB (SBC Charlotte,NC)	1	87-89	L	<b>2014-15</b>					
<b>1989-90</b>					12-17	Georgia State	1	58-54	W	
12-5-89	at George Washington	1	67-71	L	1-22	at Middle Tennessee	1	58-68	L	
1-15-90	at South Alabama	1	94-85	W	<b>2015-16</b>					
1-29-90	at Richmond	1	76-74	W	1-14	UAB	1	71-72	L	
2-7-90	at South Florida	1	93-94	L	2-6	at Charlotte	1	74-69	W	
<b>1990-91</b>					<b>2016-17</b>					
12-22-90	South Florida	1	75-82	L	11-23	Louisville (Battle 4 Atlantis)	1	62-68	L	
12-29-90	East Carolina	1	79-78	W	1-5	at Marshall	1	86-90	L	
<b>1991-92</b>					<b>2017-18</b>					
2-1-92	William & Mary	1	102-92	W	12-17	at Fairfield	1	82-77	W	
2-22-92	East Carolina	1	89-83	W	1-4	at Rice	1	82-75	W	
<b>1992-93</b>					<b>2019-20</b>					
1-4-93	at South Florida	1	78-76	W	2-6	UTSA	1	85-81	L	
<b>1993-94</b>					3-1	FAU	1	85-80	W	
2-23-94	at American	1	77-81	L	<b>2021-22</b>					
<b>1994-95</b>					1-15	UTEP	1	78-70	L	
12-5-94	at Tulane	1	80-85	L						
12-16-94	vs Weber St.(Hawaii)	1	94-86	W						
2-11-95	vs American(CAA/Richmond)	1	77-67	W						
3-17-95	vs Villanova (NCAA/Albany NY)	3	89-81	W						
<b>1995-96</b>										
11-25-95	vs Ohio U (Alaska)	2	89-90	L						
12-28-95	at CS Sacramento	1	69-62	W						
2-3-96	at VCU	1	76-85	L						
2-14-96	at George Mason	1	93-92	W						
<b>1996-97</b>										
1-1-97	Mississippi St.(Puerto Rico)	1	72-71	W						
1-15-97	at American	1	77-80	L						
2-8-97	at UNC Wilmington	1	73-74	L						
3-3-97	James Madison(CAA Finals)	1	62-58	W						

Overall Overtime Record: 49-52  
 Division I (Since 1976-77)  
 Overtime Record: 44-44



Paul Webb's teams won 12 overtime games, including three double-overtime victories in 1978-79 against Florida State, East Carolina & Clemson.

# THE LEADERBOARDS

## Monarch 1,000 Point Club

Name	GP	Sea.	Yrs	Points	Avg.
1. Valentine, Ronnie	101	4	1976-80	2,204	21.8
2. Anthony, Leo	82	4	1957-61	2,181*	26.6
3. Hodge, Odell	128	4+	1992-97	2,117	16.5
4. Sessoms, Petey	123	4	1991-95	1,985	16.1
5. Carver, Anthony	110	4	1986-90	1,958	17.8
6. Gatling, Chris	85	3	1988-91	1,811	21.3
7. McAdoo, Ronnie	118	4	1978-82	1,776	15.1
8. Twardzik, Dave	82	3	1969-72	1,660	20.2
9. Copeland, Joel	81	4	1970-74	1,657	20.5
10. Loughton, Alex	124	4	2002-06	1,646	13.3
11. Lee, Gerald	137	4	2007-10	1,624	11.9
12. Gattison, Kenny	122	4	1982-86	1,623	13.3
13. Bacote, Aaron	137	4	2012-16	1,609	11.8
14. Jackson, Keith	117	4	1989-93	1,592	13.6
15. Caver, Ahmad	136	4	2015-19	1,538	11.3
16. Thomas, Keith	121	4	1982-86	1,530	12.6
17. Poag, Mark	114	4	1995-99	1,475	12.9
18. Freeman, Trey	73	2	2014-16	1,429	19.6
19. Furhmann, Jeff	102	3	1973-77	1,429	14.0
20. Lozon, Harry	82	3	1967-70	1,424	17.4
21. Hunter, Isaiah	120	4	2002-06	1,423	11.9
22. Bazemore, Kent	140	4	2008-12	1,416	10.1
23. Leddy, Randy	90	4	1962-66	1,411	15.7
24. Leonard, Ricardo	98	4	1988-92	1,399	14.3
25. Stith, B.J.	98	3	2016-19	1,376	14.0
26. Washington, Wilson	81	3	1975-77	1,366	16.9
27. Marsh, Ricardo	117	4	1999-03	1,350	11.5
28. Valdas Vasylius	129	4	2004-07	1,345	10.4
29. Arnaud Dahi	129	4	2004-07	1,321	10.2
30. West, Mark	117	4	1979-83	1,308	11.2
31. Knickerbocker, H.	105	5	1952-57	1,286*	12.2
32. Hassell, Frank	138	4	2008-11	1,282	9.3
33. Smith, Charlie	121	4	1981-85	1,250	10.3
34. Finney, Ben	139	4	2008-11	1,211	8.7
35. Caruthers, Joey	118	4	1973-77	1,202	10.2
36. Noble, Skip	89	3	1968-71	1,193	13.4
37. Pritchett, Bob	50	2	1966-68	1,188	23.8
38. Wright, Rasheed	116	4	1999-03	1,185	10.2
39. Byers, Mike	123	4	1995-99	1,175	9.6
40. Jones, Mike	111	4	1991-95	1,166	10.5
41. McDonald, Darrin	85	3	1987-90	1,146	13.5
42. McCullum, Andre	109	3	1996-01	1,118	10.3
43. Bacote, Aaron	99	3	2012-16	1,609	11.8
44. Purnell, Oliver	90	3	1972-75	1,090	12.1
45. Hoffman, Bobby	82	4	1958-62	1,041*	12.7
46. Davis, Mark	114	4	1981-85	1,039	9.1
47. St.Clair, Dick	70	3	1967-70	1,038	14.8
48. Nau, Rick	81	3	1970-73	1,028	12.7
49. Bowdler, Cal	118	4	1995-99	1,017	8.6
50. Dahj, Arnaud	86	3	2004-05	1,019	11.8
51. Davis, Garrick	109	4	1985-89	1,009	9.3
52. Speakes, Buttons	80	3	1966-69	1,005	12.6
53. Mann, Billy	112	4	1978-82	1,004	9.0

\*Includes some games not allowed in NCAA records.

## Career Rebounding Leaders

Name	GP	Sea.	Yrs	Rebounds	Avg.
1. Leddy, Randy	90	4	1962-66	1,153	12.8
2. West, Mark	117	4	1979-83	1,113	9.5
3. Hodge, Odell	128	4+	1992-97	1,086	8.5
4. Washington, Wilson	81	3	1975-77	1,011	12.5
5. Gattison, Kenny	122	4	1982-86	963	7.9
6. McAdoo, Ronnie	118	4	1978-82	953	8.1
7. Loughton, Alex	124	4	2002-06	952	7.7
8. Valentine, Ronnie	101	4	1976-80	949	9.4
9. Copeland, Joel	81	4	1970-74	939	11.6
10. Hassell, Frank	138	4	2008-11	909	6.6
11. Gatling, Chris	85	3	1988-91	859	10.1
12. Dougan, Ray	83	4	1959-63	825	9.9
13. Drews, Ron	83	3	1966-69	796	9.6
14. Cox, Steve	89	3	1968-71	784	8.8
15. Bowdler, Cal	118	4	1995-99	783	6.6
16. Sessoms, Petey	123	4	1991-95	779	6.3
17. Carver, Anthony	110	4	1986-90	755	6.9
18. Stith, Brandon	91	3	2016-18	747	8.2
19. Dahj, Arnaud	129	4	2004-07	708	5.5
20. Carver, Aaron	125	4	2016-20	698	5.6
21. Marsh, Ricardo	117	4	1999-03	690	5.9
22. Lee, Gerald	137	4	2007-10	670	4.9
23. Bassette, Reggie	118	4	1995-99	658	5.6
24. Street, Tom	85	3	1972-75	657	7.7
25. Rountree, Jay	83	3	1971-75	644	7.8

## Top Career Rebounding Avg.

1. Washington, Wilson	1975-77	12.5
2. Leddy, Randy	1962-66	12.3
3. Copeland, Joel	1970-74	11.6
4. Gatling, Chris	1988-91	10.1
5. Dougan, Ray	1959-63	9.9*

## Career Assist Leaders

Name	GA	Sea.	Years	Assists	Avg.
1. Smith, Frank	120	4	1984-88	883	7.4
2. Twardzik, Dave	82	3	1969-72	880	10.7
3. Dunlap, Brion	124	4	1994-98	680	5.5
4. Caruthers, Joey	118	4	1973-77	619	5.2
5. St. Clair, Dick	70	3	1967-70	608	8.7
6. Robinson, Grant	117	4	1979-83	596	5.1
7. Williamson, Drew	130	4	2004-07	555	4.3
8. Caver, Ahmad	136	4	2015-19	507	3.7
9. Anderson, Donald	112	4	1989-93	488	4.4
10. Purnell, Oliver	90	3	1972-75	476	5.3
11. Nance, Troy	113	4	2001-04	457	4.0
12. James, Darius	138	4	2008-11	454	3.3
13. Johnson, Brandon	127	3	2005-08	429	3.7
14. Nau, Rick	81	3	1970-73	423	5.2
15. Smith, Charlie	121	4	1981-85	385	3.2
16. Speakes, Buttons	80	3	1966-69	380	4.8
17. Bazemore, Kent	136	4	2008-12	379	2.7
18. Byers, Mike	123	4	1995-99	363	2.95

## Career Steal Leaders

Name	GA	Years	Steals	Avg.
1. Smith, Frank	120	1984-88	295	2.5
2. Bazemore, Kent	140	2008-12	250	1.8
3. Johnson, Brandon	127	2005-08	238	1.9
4. Williamson, Drew	130	2004-07	215	1.7
5. Byers, Mike	123	1995-99	189	1.5
6. Finney, Ben	138	2008-11	189	1.4
7. Caruthers, Joey	118	1973-77	188	1.6
8. Caver, Ahmad	136	2015-19	187	1.4
9. Robinson, Grant	117	1979-83	184	1.6
10. McDonald, Darrin	113	1985-90	165	1.5#
11. Thomas, Keith	121	1982-86	160	1.3
12. Loughton, Alex	124	2002-06	159	1.3
13. Dunlap, Brion	124	1994-98	154	1.2
14. Greene, Pierre	123	1999-02	148	1.2
15. Gatling, Chris	85	1988-91	147	1.7
16. Williamson, Drew	97	2004-06	140	1.4
17. Conrad, Tommy	111	1975-79	139	1.3
18. Smith, Charlie	121	1981-85	139	1.1
19. Anderson, Donald	112	1989-93	137	1.2
20. Furhmann, Jeff	102	1973-77	131	1.3
21. Wright, Rasheed	116	2002-03	131	1.1
22. Leonard, Ricardo	98	1988-92	127	1.3
23. Nance, Troy	113	2001-04	127	1.1

## Career Blocked Shots Leaders

Name	GA	Years	Blocks	Avg.
1. West, Mark	117	1979-83	446	3.8
2. Washington, Wilson	81	1975-77	364	4.5
3. Hodge, Odell	128	1992-97	286	2.2
4. Bowdler, Cal	118	1995-99	219	1.9
5. Richard Ross	128	2012-15	214	1.7
6. Bassette, Reggie	119	1995-99	199	1.7
7. Gatling, Chris	85	1988-91	195	2.3
8. Hassell, Frank	138	2008-12	151	1.1
9. Stith, Brandon	91	2016-18	145	1.6
10. Gattison, Kenny	122	1982-86	126	1.0

## Career Free Throw Leaders

Name	Seasons	Years	FTM FTA	PCT
1. Haithcock, Bobby	4	1976-80	126-148	.851
2. Thomas, Keith	4	1982-86	401-482	.834
3. Furhmann, Jeff	4	1973-77	209-251	.833
4. Anderson, Donald	4	1989-93	276-333	.829
5. Stith, B.J.	3	2016-19	266-321	.829
6. St. Clair, Dick	3	1967-70	178-217	.820
7. Sessoms, Petey	4	1991-95	519-633	.819
8. Hanley, Clarence	3	1982-85	152-187	.816
9. Poag, Mark	3	1995-99	177-218	.812
10. Royster, Bernard	4	1985-89	234-290	.807
11. Twardzik, Dave	3	1969-72	548-686	.799
12. Boyce, Richard	3	1965-68	162-203	.798
13. Bacote, Aaron	4	2012-16	446-560	.796
14. Conrad, Tommy	4	1975-79	256-323	.793
15. Michaelson, Ricky	3	1970-73	118-150	.787

ODU Sports Hall of Famer Randy Leddy still owns the school record of 443 rebounds in a season and 1,153 career

## Top Career Scoring Averages

Name	Years	Avg.
1. Anthony, Leo	1957-61	26.6
2. Pritchett, Bob	1966-68	23.8
3. Valentine, Ronnie	1976-80	21.8
4. Gatling, Chris	1988-91	21.3
5. Copeland, Joel	1970-74	20.5
6. Twardzik, Dave	1969-72	20.2

## Most Career 30-Point Games


Name	No.	Years
1. Anthony, Leo	29	1957-61
2. Gatling, Chris	12	1988-91
3. Valentine, Ronnie	11	1976-80
4. Pritchett, Bob	8	1966-68
5. Copeland, Joel	7	1970-74
Twardzik, Dave	7	1969-72

## Most Career Games Played

1. Bazemore, Kent	2008-12	140
2. Finney, Ben	2008-11	139
3. Hassell, Frank	2008-11	138
James, Darius	2008-11	138
5. Bacote, Aaron	2012-16	137
Lee, Gerald	2007-10	137
6. Caver, Ahmad	2015-19	136
7. Adams, Jonathan	2006-09	135
8. Henderson, Brian	2005-08	134
9. DeLancey, Marquel	2009-12	132
10. Williamson, Drew	2004-07	130
11. Vasylius, Valdas	2004-07	129
Dahi, Arnaud	2004-07	129
13. Sherod, E.J.	1993-97	128
Hodge, Odell	1992-97	128
Ross, Richard	2012-15	128
16. Johnson, Brandon	2005-08	127
Carter, Keyon	2008-11	127
18. Poag, Mark	1995-99	125
19. Loghion, Alex	2002-06	124

## Career FG Pct. Leaders

Name	Sea.	Years	FGM-FGA	PCT
1. Gatling, Chris	3	1988-91	697-1150	.606
2. Washington, Wilson	3	1975-77	597-1052	.567
3. West, Mark	4	1979-83	561-1004	.559
4. Odell Hodge	4+	1992-97	866-1560	.555
5. Lozon, Harry	3	1967-70	605-1090	.555
6. Michaelson, Ricky	3	1970-73	285-515	.553
7. Gattison, Kenny	4	1982-86	631-1143	.552
8. Ross, Richard	4	2012-15	424-772	.549
9. Davis, Garrick	4	1985-89	383-720	.532
10. Lee, Gerald	4	2007-10	619-1187	.521
11. Valentine, Ronnie	4	1976-80	963-1870	.515
12. Bassette, Reggie	4	1995-99	308-601	.512
13. Twardzik, Dave	4	1969-72	556-1098	.506
14. Rountree, Jay	3	1971-75	605-1090	.505
15. Davis, Mark	4	1981-85	426-848	.501



# THE LEADERBOARDS

## Single Season FG Leaders

1.	Trey Freeman	323	2015-16
2.	Ronnie Valentine	294	1976-77
3.	Joel Copeland	276	1973-74
4.	Chris Gatling	251	1990-91
5.	Odell Hodge	249	1993-94
6.	Ronnie Valentine	245	1972-73
	Joel Copeland	245	1972-73
	Skip Noble	245	1970-71
	Wilson Washington	245	1975-76
10.	Odell Hodge	241	1996-97
11.	Jeff Fuhrmann	240	1975-76
	Bob Pritchett	240	1967-68
13.	Chris Gatling	239	1988-89
14.	Leo Anthony	237	1960-61
15.	Ronnie Valentine	231	1977-78

## Single Game FG Leaders

1.	Bob Pritchett	27 vs. Richmond Prof. Inst., 2-14-68
2.	Leo Anthony	24 vs. Lynchburg, 2-13-61
3.	Bob Pritchett	20 vs. Hampden-Sydney, 1-9-68
4.	Joel Copeland	19 vs. Rollins (NCAA), 3-8-74
	Ronnie Valentine	19 at Tulane, 12-20-77
6.	Ronnie Valentine	17 vs. Western Carolina, 1-17-77
	Jeff Fuhrmann	17 vs. Baptist, 2-14-76
8.	Trey Freeman	16 vs. Charlotte, 2-6-16
	Leo Anthony	16 vs. Elon, 12-14-59
	Joel Copeland	16 vs. Delaware, 1-5-74
11.	Ronnie Valentine	15 vs. Marshall, 1-29-77
	Ronnie Valentine	15 vs. William & Mary, 2-21-77
	Ronnie McAdoo	15 vs. George Mason, 2-12-80
	Skip Noble	15 vs. Georgia Southern, 1-28-71
	Chris Gatling	15 vs. South Florida, 2-15-90

## Single Season FT Leaders

1.	Dave Twardzik	222	1970-71
2.	Petey Sessoms	215	1994-95
3.	Ricardo Leonard	191	1991-92
4.	Leo Anthony	176	1958-59
5.	Valdas Vasylius	175	2006-07
6.	Dave Twardzik	174	1971-72
7.	Chris Gatling	171	1990-91
8.	Leo Anthony	168	1957-58

## Single Game FT Leaders

1.	Dave Twardzik	24 (24-26) vs. Norfolk State, 3-12-71
2.	Ricardo Leonard	17 (17-20) vs. William & Mary, 2-1-92
3.	Dave Twardzik	16 (16-19) vs. Norfolk State, 1-11-71
	Leo Anthony	16 (16-21) vs. Elon, 1959-60
	Leo Anthony	16 (16-18) vs. Hampden-Sydney, 1959-60
	Leo Anthony	16 (16-19) vs. Baltimore, 12-6-57
	Leo Anthony	16 (16-20) vs. Newport News App, 2-10-58
	Leo Anthony	16 (16-16) at Roanoke, 2-21-58
9.	Dave Twardzik	15 (15-19) vs. St. Francis, (PA.), 1-6-71
	Joe Bunn	15 (15-15) vs. JMU (CAA Trn.) 3-2-96
10.	Bernard Royster	14 (14-14) vs. Virginia Tech, 11-29-86
	Ricardo Leonard	14 (14-19) at Iona, 12-2-92
	Dave Twardzik	14 (14-14) vs. James Madison, 1-14-72
13.	Aaron Bacote	13 (13-17) vs. URI, 12-22-15
14.	Alex Loughton	12 (12-12) at Richmond, 12-20-05

## Consecutive Free Throws, One Season

1.	Donald Anderson	33	1991-92
2.	Rasheed Wright	31	2000-01
3.	Bobby Haithcock	29	1978-79
	Mike Jones	29	1994-95
4.	Trey Freeman	24	2015-16
	Petey Sessoms	24	1994-95
	Petey Sessoms	24	1993-94

## Single Game 3Pt. Field Goal Leaders

1.	Mark Poag	9 vs. VMI, 11-25-97
	Anthony Carver	9 vs. George Mason, 1-9-89
3.	Anthony Carver	8 at VCU, 1-14-89
	Keith Jackson	8 vs. JMU, 2-17-93
	Petey Sessoms	8 vs. New Hampshire, 12-8-94
	Petey Sessoms	8 at St. Joseph's, 1-4-95
	Mark Poag	8 vs. George Mason, 1-17-96
	Mark Poag	8 vs. Richmond, 2-17-96
	Mark Poag	8 vs. ECU, 1-28-98
6.	Keith Jackson	7 at South Alabama, 1-7-91
	Petey Sessoms	7 vs. JMU, 2-17-93
	Mark Poag	7 at GMU, 1-8-97
	Mark Poag	7 at VCU, 1-18-97
10.	Anthony Carver	6 vs. VCU, 1-21-89
	Anthony Carver	6 at Jacksonville, 1-30-89
	Keith Jackson	6 vs. Iona, 12-5-92
	Keith Jackson	6 at So. Miss, 3-1-93.
	Petey Sessoms	6 at So. Florida, 1-4-93
	Petey Sessoms	6 at American, 1-11-93
	Petey Sessoms	6 at South Carolina, 11-27-93
	Petey Sessoms	6 vs. Hofstra, 12-4-93 (at UCSB)
	Petey Sessoms	6 at George Mason, 1-22-94
	Mike Jones	6 at Tulane, 12-5-94
	Mike Jones	6 at William & Mary, 1-21-95
	Mark Poag	6 vs. W&M, 2-21-96

## Single Season 3Pt. Field Goal Leaders

1.	Anthony Carver	94	1989-90
2.	Petey Sessoms	90	1993-94
	Mark Poag	90	1997-98
4.	Petey Sessoms	89	1994-95
5.	Mark Poag	82	1996-97
6.	Mike Jones	80	1994-95
7.	Mark Poag	80	1998-99
8.	Anthony Carver	78	1988-89
9.	Steve Trax	76	1987-88
	Mark Poag	76	1995-96
10.	Keith Jackson	72	1992-93
11.	Petey Sessoms	69	1992-93
12.	Keith Jackson	68	1990-91
	Mike Jones	68	1993-94
13.	Ahmad Caver	67	2016-17
14.	Ahmad Caver	65	2017-18
	Randy Haynes	65	2017-18
15.	Ambrose Mosley	63	2014-15
16.	Brian Henderson	59	2007-08

## Single Season 3 Pt. Field Goal Percentage Leaders

1.	Mark Poag	.474 (90-190)	1997-98
2.	Steve Trax	.449 (48-107)	1986-87
3.	Kevin Swann	.439 (29-66)	1993-94
4.	Petey Sessoms	.431 (69-160)	1992-93
5.	Steve Trax	.427 (76-178)	1987-88
	Mark Poag	.427 (76-178)	1995-96
6.	Mike Jones	.426 (80-188)	1994-95
7.	Keith Jackson	.419 (72-172)	1992-93
	Petey Sessoms	.419 (90-215)	1993-94
8.	Frank Smith	.412 (28-68)	1987-88
9.	Anthony Carver	.407 (94-231)	1989-90
10.	Darrin McDonald	.407 (35-86)	1988-89

## Career 3 Pt. Field Goal Percentage Leaders

1.	Steve Trax	.435 (124-285)	1984-88
2.	Mike Jones	.406 (168-414)	1991-95
3.	Mark Poag	.397 (328-826)	1995-99
4.	Keith Jackson	.394 (216-548)	1989-93
5.	Petey Sessoms	.393 (270-687)	1991-95
6.	Frank Smith	.393 (53-135)	1984-88
7.	Anthony Carver	.389 (219-562)	1986-90
8.	Darrin McDonald	.380 (81-213)	1985-90
9.	John Waller	.366 (140-382)	2001-04
10.	Brian Henderson	.365 (174-477)	2005-08

## Career 3 Pt. Field Goal Leaders

1.	Mark Poag	328-826	1995-99
2.	Petey Sessoms	270-687	1991-95
3.	Anthony Carver	219-562	1986-90
4.	Keith Jackson	216-548	1989-93
5.	Brian Henderson	174-477	2005-08
6.	Mike Jones	168-414	1991-95
7.	John Waller	140-382	2001-04
8.	Steve Trax	124-285	1984-88

## Single Season 30-Point Games

1.	Leo Anthony	12	1960-61
	Chris Gatling	6	1988-89
	Leo Anthony	6	1957-58
	Leo Anthony	6	1958-59
	Bob Pritchett	6	1967-68
6.	Leo Anthony	5	1959-60
	Joel Copeland	5	1973-74
	Dave Twardzik	5	1970-71
9.	Trey Freeman	4	2015-16
	Ronnie Valentine	4	1976-77
	Ricky Michaelson	4	1972-73
	Harry Lozon	4	1967-68
	Ricardo Leonard	4	1988-92
	Petey Sessoms	4	1994-95

## Single Season Individual Blocked Shot Leaders

1.	Wilson Washington	5.3	165	1975-76
2.	Mark West	4.1	123	1981-82
3.	Mark West	4.0	113	1980-81*
4.	Mark West	3.9	117	1979-80*
	Wilson Washington	3.9	83	1974-75
	Wilson Washington	3.9	115	1976-77
7.	Mark West	3.2	93	1982-83
8.	Cal Bowdler	2.9	97	1998-99
9.	Odell Hodge	2.5	84	1996-97
10.	Chris Gatling	2.6	85	1990-91
11.	Cal Bowdler	2.4	68	1997-98
12.	Richard Ross	2.3	81	2013-14
13.	Chris Gatling	2.3	61	1988-89
14.	Brandan Stith	2.0	64	2015-16
15.	Brandan Stith	1.6	52	2017-18

## Single Season Highest Team Blocked Shot Ave.

1.	1998-99	7.3	248*	7.	1992-93	4.9	141
2.	1996-97	7.1	233	8.	1982-83	4.6	134
3.	1975-76	6.4	197	9.	1993-94	4.5	141
4.	1980-81	5.7	160		2005-06	4.5	152
5.	1997-98	6.0	167	11.	1990-91	4.4	140
6.	1995-96	5.4	166	12.	1994-95	4.2	137
	1981-82	5.4	163				

\* CAA Record

# 100 POINT GAMES

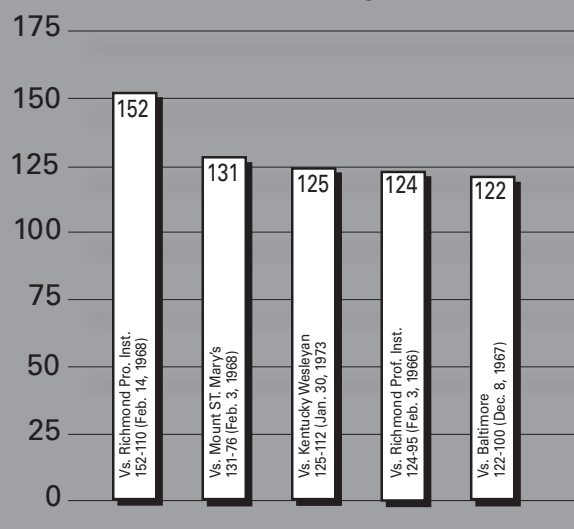
152-110	vs.	Richmond Prof. Inst.	February 14, 1968
131-76	vs.	Mt. St. Mary's	February 3, 1968
125-112	vs.	Kentucky Wesleyan (Fieldhouse)	January 30, 1973
124-95	vs.	Richmond Prof. Inst.	February 3, 1966
122-100	at	Baltimore	December 8, 1967
121-80	vs.	Southern Mississippi	February 5, 1971
120-91	at	George Mason	January 22, 1994
120-106	vs.	Hampton Institute	December 28, 1967
120-93	vs.	Campbell (Fieldhouse)	January 24, 1976
120-87	vs.	Kentucky Wesleyan (Fieldhouse)	February 1, 1975
120-78	vs.	Mt. St. Mary's	February 19, 1972
119-122	vs.	Norfolk State (Scope) (OT)	December 9, 1971
119-66	vs.	Roanoke	December 28, 1968
118-71	vs.	Shenandoah	December 3, 1992
116-99	at	Tulane	December 20, 1977
115-88	vs.	Richmond Prof. Inst.	February 11, 1964
114-67	vs.	Southeastern	January 6, 1962
114-86	vs.	Rice (ODUKC-Scope)	December 28, 1971
114-87	vs.	Loyola-Md.	December 12, 1967
113-105	at	Southern Mississippi	March 1, 1993
113-76	at	Randolph-Macon	January 10, 1968
113-81	vs.	South Florida	December 20, 1973
113-47	vs.	Delaware State (Scope)	December 4, 1976
113-69	vs.	Roanoke (Fieldhouse)	December 8, 1976
112-123	at	Norfolk State	February 23, 1970
112-59	vs.	Catholic U. (Hampton Col.)	March 2, 1980
112-81	at	East Carolina	January 31, 1978
112-94	vs.	St. Francis (Pa.) (Fieldhouse)	February 13, 1973
111-73	vs.	Campbell (Fieldhouse)	January 3, 1972
111-74	vs.	Baptist (Fieldhouse)	February 14, 1976
110-82	vs.	Yale (Scope)	December 27, 1973
110-94	vs.	George Mason (CAA Trn.)	March 4, 1995
110-82	vs.	Southern Mississippi (Fieldhouse)	February 3, 1973
110-71	vs.	Atlantic Christian (Fieldhouse)	December 1, 1976
109-105	vs.	St. Francis (Pa.) (Fieldhouse)	January 6, 1971
109-75	vs.	Randolph-Macon	January 8, 1969
109-67	at	Hampden-Sydney	January 10, 1969
109-70	vs.	Randolph-Macon	February 7, 1968
109-55	vs.	Baptist (Fieldhouse)	February 9, 1977
108-80	at	Maine	January 19, 1977
108-72	vs.	Roanoke	January 26, 1962
108-82	vs.	Hampden-Sydney	January 10, 1970
108-68	at	Roanoke	February 10, 1975
108-119	vs.	Hampden-Sydney	January 10, 1966
107-97	vs.	Lynchburg	February 16, 1962
107-72	vs.	USC-Aiken (Scope)	November 30, 1984
106-131	at	Western Kentucky	November 27, 1972
106-61	vs.	Towson State	December 10, 1966
106-82	vs.	Lynchburg	December 10, 1965
106-73	vs.	Bluefield State	December 27, 1967
105-72	vs.	William and Mary	February 2, 1994
105-99	at	Hampden-Sydney	February 20, 1968
105-101	vs.	Norfolk State (Scope) (OT)	February 11, 1972
105-82	vs.	Delaware State (Scope)	November 29, 1983
105-87	vs.	Marshall (Fieldhouse)	January 29, 1977
104-83	at	Florida A&M	January 2, 1993
104-73	vs.	George Mason (Scope)	February 12, 1980
104-84	vs.	Bridgewater	February 1, 1962
104-77	vs.	Philadelphia Textile (Fieldhouse)	February 26, 1975
104-91	at	Georgia Southern	December 9, 1972
104-112	at	Georgia Southern	January 7, 1978
104-105	vs.	Atlantic Christian	December 16, 1965
104-78	vs.	Long Island (Fieldhouse)	March 14, 1972
103-86	vs.	George Mason	Jan. 17, 1996
103-75	vs.	St. Francis (Fieldhouse)	February 25, 1976
103-89	at	Georgia Southern	March 1, 1975
103-82	at	Southern Mississippi	February 3, 1972
103-105	at	Marshall	December 28, 1966
103-90	vs.	Hampden-Sydney	February 20, 1967
103-71	at	Towson State	December 7, 1965
103-79	at	St. Francis (Pa.)	February 2, 1977
103-69	vs.	VMI	November 24, 1998
102-92	vs.	William & Mary (ot)	February 1, 1992
102-57	vs.	Southeastern (Scope)	February 13, 1979
102-82	vs.	Delaware State (Scope)	December 1, 1979
102-53	vs.	Baltimore	March 2, 1967
102-113	at	Norfolk State (NCAA)	March 6, 1969
102-82	vs.	Washington & Lee	December 3, 1965
102-68	vs.	Washington & Lee	1964-65
102-65	vs.	Baltimore	December 14, 1963
102-82	vs.	Richmond Prof. Inst.	February 5, 1962-63
102-67	vs.	Bridgewater	February 1, 1962-63
102-97	vs.	Norfolk State (Fieldhouse)	January 11, 1971
102-105	vs.	Charlotte	December 6, 2003
101-69	vs.	VCU	February 5, 1969

101-100	vs.	Roanoke (Fieldhouse)	December 14, 1974
101-79	vs.	Bloomsburg State (Fieldhouse)	January 11, 1975
101-90	vs.	Georgia Southern (Fieldhouse)	January 22, 1977
101-89	vs.	Alabama-Birmingham (Scope)	January 7, 1989
101-80	at	Roanoke	February 19, 1977
101-115	vs.	Philadelphia Textile	February 22, 1967
101-77	vs.	South Alabama (Scope)	February 22, 1988
100-92	vs.	Richmond (Richmond Col.)	December 29, 1978
100-92	at	Hampden-Sydney	January 9, 1967
100-81	vs.	Bridgewater	February 2, 1962
100-69	vs.	Mt. St. Mary's (field house)	December 4, 1973
100-62	vs.	UTSA	February 15, 2018

## 100 pt. Games vs. Old Dominion

100-95	vs.	Randolph-Macon (Field House) (OT)	February 22, 1972
100-83	vs.	W. Virginia State	December 27, 1968
100-72	vs.	George Mason	February 19, 1994
106-131	at	Western Kentucky	November 27, 1972
91-131	at	Marshall	February 27, 1968
112-123	at	Norfolk State	February 23, 1970
119-122	vs.	Norfolk State (Scope) (OT)	December 9, 1971
82-119	at	North Carolina	December 1, 1992
108-119	at	Hampden-Sydney	January 10, 1966
91-116	at	Nevada-Las Vegas	December 20, 1975
101-115	vs.	Philadelphia Textile	February 22, 1967
102-113	at	Norfolk State (NCAA)	March 6, 1969
94-112	at	American	January 30, 1967
104-112	at	Georgia Southern	January 7, 1978
86-111	at	Atlantic Christian	December 19, 1966
82-111		Frederick	1964-65
80-111	at	Philadelphia	February 25, 1969
92-109	at	Georgia Southern	January 29, 1972
96-108	at	Cincinnati	February 13, 1971
94-108		American	January 30, 1967
98-108		Atlantic Christian	January 29, 1965
113-105	at	Southern Miss	March 1, 1993
67-105	at	Alabama	December 14, 1991
103-105	at	Marshall	December 28, 1966
88-105	at	Roanoke	December 13, 1965
104-105		Atlantic Christian	December 16, 1965
96-105		Atlantic Christian	1962-63
88-105	at	Philadelphia Textile	January 13, 1968
92-105		Virginia Tech	December 10, 1988
102-105	vs.	Charlotte (2 OT)	December 6, 2003
92-104	at	Bridgewater	February 11, 1966
96-103	at	Roanoke	February 20, 1971
83-103	at	Nevada-Las Vegas	December 27, 1986
89-102	at	James Madison	January 18, 1993
76-102	at	Virginia Tech	Nov. 24, 1984
87-102	at	Western Kentucky	December 9, 1974
94-102	at	American	December 12, 1966

## Most Points - Single Game



# YEAR BY YEAR TEAM AVERAGES

YEAR	FIELD GOAL PERCENTAGE	FREE THROW PERCENTAGE	SCORING	REBOUNDING	3 PT. FIELD GOAL PERCENTAGE
1965-66	.447	.670	87.3	43.8	
1966-67	.430	.730	88.8	46.1	
1967-68	.482	.742	98.2	44.7	
1968-69	.469	.705	85.4	42.0	
1969-70	.479	.720	85.4	44.6	
1970-71	.460	.730	89.4	51.7	
1971-72	.495	.724	95.7	50.3	
1972-73	.488	.704	85.1	42.0	
1973-74	.477	.682	83.4	45.5	
1974-75	.482	.720	86.6	45.6	
1975-76	.448	.704	82.5	47.0	
1976-77	.498	.697	88.3	47.5	
1977-78	.456	.725	76.8	40.8	
1978-79	.478	.733	79.3	37.9	
1979-80	.474	.707	75.0	42.0	
1980-81	.470	.657	70.6	40.9	
1981-82	.474	.644	68.9	38.6	
1982-83	.452	.649	68.9	39.8	
1983-84	.468	.712	70.8	35.3	
1984-85	.464	.683	74.2	36.5	
1985-86	.509	.686	66.9	32.0	
1986-87	.456	.698	65.7	31.9	.357
1987-88	.508	.754	76.8	29.5	.397
1988-89	.502	.705	82.2	36.5	.401
1989-90	.470	.683	77.8	36.2	.395
1990-91	.472	.686	75.8	37.1	.347
1991-92	.429	.740	74.7	34.1	.339
1992-93	.478	.751 (11th Nat.)	84.3 (24th Nat.)	38.9	.423
1993-94	.457	.705	83.7	40.9	.396
1994-95	.445	.717	77.2	35.5	.361
1995-96	.465	.705	71.3	36.4	.341
1996-97	.445	.662	71.0	39.0	.320
1997-98	.418	.616	62.1	37.5	.374
1998-99	.448	.696	71.5	40.5	.361
1999-00	.433	.668	64.7	34.9	.308
2000-01	.419	.690	67.5	36.3	.328
2001-02	.406	.723	67.1	37.2	.335
2002-03	.402	.702	66.6	37.9	.319
2003-04	.442	.720*	73.7*	38.4	.342
2004-05	.444	.699*	71.5*	36.4	.337
2005-06	.428	.716	70.0	37.1	.343
2006-07	.431	.722	69.4	36.6	.347
2007-08	.429	.666	66.6	36.7	.335
2008-09	.443	.639	66.7	38.1	.326
2009-10	.447	.648	67.1	38.7	.317
2010-11	.439	.668	65.6	39.1	.329
2011-12	.405	.617	65.8	40.2	.320
2012-13	.409	.661	69.0	36.9	.273
2013-14	.428	.621	64.2	35.6	.326
2014-15	.432	.666	64.9	36.2	.325
2015-16	.443	.682	68.5	38.8	.301
2016-17	.412	.643	64.5	38.4	.324
2017-18	.447	.692	73.3	37.9	.357
2018-19	.406	.663	65.7	39.0	.349
2019-20	.405	.692	65.6	39.2	.293
2020-21	.448	.692	68.3	35.9	.288
2021-22	.434	.672	66.5	37.3	.294



Under the Sony Allen fastbreak, the Monarchs averaged 85 or more points per game nine times, including 98.2 in 1967-68 and 95.7 in 1971-72.

\*First in the CAA

# HOME COURT ADVANTAGE

## Home Court Advantage

Norfolk Scope		Hampton Coliseum		ODU Fieldhouse	
1971-72	2-2	1970-71	1-0	1970-71	12-2
1972-73	2-3	1977-78	1-1	1971-72	7-2
1973-74	2-1	1978-79	1-0	1972-73	8-1
1974-75	2-1	1979-80	4-0	1973-74	13-1
1975-76	2-1	1980-81	0-1	1974-75	14-0
1976-77	3-2	1982-83	1-0	1975-76	13-1
1977-78	6-7	1984-85	2-1	1976-77	11-0
1978-79	13-3	1988-89	1-0	1990-91	1-0
1979-80	13-1	1989-90	1-0	1991-92	2-0
1980-81	9-4	1992-93	1-0	1992-93	3-1
1981-82	14-4	1993-94	1-0	1993-94	3-0
1982-83	11-2	1994-95	0-1	1994-95	1-0
1983-84	13-1			1995-96	1-0
1984-85	10-3			1996-97	3-0
1985-86	10-3			1997-98	1-1
1986-87	5-9			1998-99	5-0
1987-88	8-3			1999-00	3-2
1989-90	8-4			2000-01	6-1
1990-91	7-7			2001-02	8-6
1991-92	5-5				
1992-93	9-0				
1993-94	5-3				
1994-95	10-1				
1995-96	8-3				
1996-97	8-1				
1997-98	6-5				
1998-99	8-2				
1999-00	5-3				
2000-01	3-3				
2001-02	1-0				

**14-4 (.820)**

**116-18 (.865)**

### Chartway Arena

2002-03	8-6
2003-04	11-4
2004-05	14-1
2005-06	14-1
2006-07	15-2
2007-08	13-4
2008-09	16-3
2009-10	15-0
2010-11	14-2
2011-12	10-7
2012-13	2-15
2013-14	12-6
2014-15	20-0
2015-16	12-4
2016-17	11-4
2017-18	12-2
2018-19	14-2
2019-20	10-4
2020-21	9-1
2021-22	10-4
<b>TOTALS:</b>	<b>242-72</b>

**208-87 (.710)**

## Yearly Home Attendance Ave.

1976-77	6,581	1993-94	5,899	2009-10	6,995*
1977-78	7,317	1994-95	6,308*	2010-11	7,745**
1978-79	6,701	1995-96	6,035**	2011-12	7,142**
1979-80	7,492	1996-97	5,136	2012-13	6,608
1980-81	7,002	1997-98	4,542	2013-14	5,778
1981-82	5,992	1998-99	4,381	2014-15	7,004#**
1982-83	6,291	1999-00	3,563	2015-16	7,038**
1983-84	4,582	2000-01	3,263	2016-17	6,573**
1984-85	5,196	2001-02	3,260	2017-18	6,346
1985-86	5,941	2002-03	5,910**	2018-19	6,620**
1986-87	5,219	2003-04	5,695	2019-20	5,984
1987-88	5,370	2004-05	6,022**	2020-21	2,500%
1988-89	6,381	2005-06	6,915**	2021-22	4,982
1989-90	5,489	2006-07	6,227		
1990-91	3,386	2007-08	6,756**		
1991-92	3,925	2008-09	6,048		
1992-93	4,608				

\*Led CAA/91st nationally  
\*\*Led conference  
# Ranked No. 69 nationally  
% Restricted due to COVID-19

## Largest Monarch Victory Margins

67 (128-61)	vs.	Lynchburg, Feb. 13, 1961
66 (113-47)	vs.	Delaware State, Dec. 4, 1976 (Scope)
58 (128-70)	vs.	Medical College of VA, Feb. 4, 1961
55 (131-76)	vs.	Mt. St. Mary's, Feb. 3, 1968
54 (109-55)	vs.	Baptist, Feb. 9, 1977 (Fieldhouse)
53 (119-66)	vs.	Roanoke, Dec. 28, 1968
53 (112-59)	vs.	Catholic U., March 2, 1980 (Hampton Col.)
49 (102-53)	vs.	Baltimore, March 2, 1967
48 (86-38)	vs.	VMI, Dec. 1, 2004
47 (93-46)	vs.	Rider, Dec. 7, 1985
47 (118-71)	vs.	Shenandoah, Dec. 3, 1992
45 (99-54)	vs.	Shawnee State, Nov. 27, 2004 (Corpus Christi, TX)
45 (106-61)	vs.	Towson State, Dec. 10, 1966
45 (102-57)	vs.	Southeastern, Feb. 13, 1979 (Scope)
44 (82-38)	vs.	Delaware State, Dec. 4, 2015
44 (87-43)	vs.	DePaul, Dec. 17, 2005 (Constant Center)
42 (109-67)	vs.	Hampden-Sydney, Jan. 10, 1969
42 (152-110)	vs.	Richmond Professional Institute, Feb. 14, 1968
42 (120-78)	vs.	Mt. St. Mary's, Feb. 19, 1972
40 (108-68)	at	Roanoke, Feb. 10, 1975
39 (121-80)	vs.	So. Mississippi, Feb. 5, 1971
39 (83-44)	vs.	UMES, Nov. 27, 2017

## Best Team Starts

7-0	1960-61
6-0	1979-80, 1996-97, 1998-99

## Monarch Triple-Doubles

Name	Pts.	REBS	BLKS	AST
Trey Freeman				
3-18-15 vs. Charleston Southern (NIT)	14	11	0	10
Mark West				
1-9-82 vs. Wagner	16	10	10	
2-17-82 vs. William & Mary	14	11	10	
10-4-80 vs. Vermont	12	13	10	
Wilson Washington				
2-22-76 vs. Roanoke	10	18	11	
2-5-76 at William & Mary	22	20	12	
2-20-75 vs. Baptist	12	20	12	
2-7-76 vs. Washington & Lee	13	18	10	

## Top Five Double-Double Performers in a Season

1. Chris Gatling	20	in 1990-91
2. Wilson Washington	19	in 1976-77
3. Cal Bowdler	18	in 1998-99
4. Mark West	17	in 1982-83
Chris Cooper	16	in 2011-12
6. Mark West	16	in 1981-82
Odell Hodge	16	in 1996-97
Dave Twardzik	16	in 1970-71 *
9. Frank Hassell	15	in 2010-11

\*Points and Assists

## Largest Road Game Crowds

1. at North Carolina	Nov. 22, 2003	21,750
2. at UNLV	Dec. 27, 1986	19,320
3. at North Carolina	Dec. 1, 1992	18,807
4. vs. Butler (NCAA-Buffalo, NY)	Mar. 15, 2007	18,649
5. vs. Syracuse	Dec. 15, 2018	17,585
6. vs. Butler (NCAA-Washington, D.C.)	Mar. 17, 2011	17,576
7. vs. New Mexico (NCAA-Pittsburgh, Pa.)	Mar. 14, 1997	17,509
8. at NC State	Nov. 23, 1999	17,265
9. at North Carolina	Jan. 3, 1990	16,681
10. at Syracuse	Jan. 30, 1981	16,277
11. vs. Tulsa (NCAA-Albany, N.Y.)	Mar. 19, 1995	15,109
12. vs. Villanova (NCAA-Albany, N.Y.)	Mar. 17, 1995	15,100
13. at DePaul	Jan. 10, 1981	14,858
14. vs. Purdue (NCAA Hartford, Conn.)	March 21, 2019	14,695
15. at Purdue (NIT)	Mar. 15, 1979	14,123
16. Kentucky (NCAA-Worcester, MA)	Mar. 20, 1992	13,514
17. at Illinois	Dec. 14, 2019	13,267
18. Dayton	Dec. 11, 2009	13,159
19. Memphis	Nov. 14, 2001	13,133
20. Michigan State (NCAA-Worcester, MA)	March 18, 2005	13,009
21. St. John's (Madison Sq. Gdns.)	Dec. 27, 1984	12,570
22. at Western Kentucky	Dec. 3, 1970	12,408
23. at Western Kentucky	Dec. 28, 1985	12,343
24. at South Alabama (SBC Final)	Mar. 3, 1991	12,200
25. at Dayton	Jan. 15, 1973	12,152

## Career Double-Double Leaders

1. Mark West	50	1979-83
2. Chris Gatling	45	1988-91
Odell Hodge	45	1992-97
4. Wilson Washington	44	1975-77

# ALL-TIME STARTERS

<p><b>1965-66 (7-17)</b></p> <p>F-Randy Leddy 6-4, Sr, 19.6 F-Richard Boyce 6-2, So., 15.5 G-Kenny Lanzone 5-9, So., 14.9 G-Jerry Nichols 6-0, Sr., 18.6</p> <p>Top Subs: Dennis Riddleberger 6-2, So., 5.7 Jim Ismlinger 6-3, Jr., 5.2*</p>	<p>G-Bobby Vaughan 6-2, Sr., 12.1 G-Grant Robinson 6-1, So., 9.1</p> <p>Top Subs: Bert Kragtwik 6-10, So., 5.4</p>	<p><b>1966-67 (14-12)</b></p> <p>F-Bob Pritchett 5-10, Jr., 22.2 F-Richard Boyce 6-2, Jr., 11.8 C-Ron Drews 6-5, So., 11.3 G-Buttons Speakes 5-11, So., 12.7 G-Bob Creaman 6-2, Jr., 9.2 Top Subs: Ken Hopkins 6-3, So., 8.7 Paul Shepard 6-1, So., 12.1*</p>	<p>F-Ronnie McAdoo 6-8, Sr., 14.7 F-Tim Southerland 6-7, So., 4.2 C-Mark West 6-10, Jr., 15.7 G-Billy Mann 6-4, Sr., 11.2 G-Charlie Smith 6-3, Fr., 9.7</p> <p>Top Subs: Grant Robinson 6-1, Jr., 6.6* Horace Lambert 6-8, Fr., 3.8*</p>	<p><b>1967-68 (19-21)</b></p> <p>F-Bob Pritchett 5-10, Sr., 25.4 F-Harry Lozon 6-3, So., 20.7 C-Ron Drews 6-5, Jr., 8.3 G-Dick St. Clair 5-9, So., 14.6 G-Buttons Speakes 5-11, Jr., 10.2 Top Subs: Ken Hopkins 6-3, Jr., 7.4 Richard Boyce 6-2, Sr., 9.7</p>	<p>F-Kenny Gattison 6-8, Fr., 8.4 F-Ronnie Wade 6-8, Fr., 9.4 C-Mark West 6-10, Sr., 14.4 G-Grant Robinson 6-1, Sr., 5.2 G-Charlie Smith 6-3, So., 12.1</p> <p>Top Subs: Keith Thomas 6-3, Fr., 9.8 Horace Lambert 6-8, So., 4.9</p>	<p><b>1968-69 (21-10)</b></p> <p>F-Harry Lozon 6-3, Jr., 16.9 F-Billy Hayes 6-6, So., 9.2 C-Steve Cox 6-8, So., 7.9 G-Buttons Speakes 5-11, Sr., 14.5 G-Dick St. Clair 6-5, So., 17.7 Top Subs: Skip Noble 6-5, So., 5.7* Ken Hopkins 6-3, Sr., 5.2* Ron Drews 6-5, Sr., 7.9*</p>	<p>Keith Thomas 6-3, Fr., 9.8 Horace Lambert 6-8, So., 4.9</p> <p>F-Mark Davis 6-5, Jr., 14.2 F-Kenny Gattison 6-8, So., 11.1 C-Clearance Hanley 6-10, So., 9.2 G-Keith Thomas 6-3, So., 13.8 G-Charlie Smith 6-3, Jr., 11.8</p> <p>Top Subs: Ronnie Wade 6-6, So., 5.4* Horace Lambert 6-8, Jr., 5.3</p>	<p><b>1969-70 (21-7)</b></p> <p>F-Jim Cole 6-4, So., 16.4 F-Skip Noble 6-5, Jr., 15.2 F-Harry Lozon 6-3, Sr., 14.9 C-Steve Cox 6-8, Jr., 11.2 G-Dave Twardzik 6-0, So., 17.5 Top Subs: Berry Roach 6-4, Jr., 3.8 Dick St. Clair 5-9, Sr., 8.3</p>	<p>F-Kenny Gattison 6-8, Jr., 16.1 F-Mark Davis 6-5, Sr., 14.0 G-Charlie Smith 6-3, Sr., 7.8 G-Keith Thomas 6-3, Jr., 12.6 Top Subs: Frank Smith 6-0, Fr., 4.2* Sylvester Charles 6-7, Jr., 3.5</p>	<p><b>1970-71 (21-12)</b></p> <p>F-Randy Couling 6-7, So., 9.7 F-Skip Noble 6-5, Sr., 19.7 C-Steve Cox 6-8, Sr., 11.7 G-Dave Twardzik 6-1, Jr., 20.3 G-Rick Nau 5-9, So., 10.5 Top Subs: Terry Foster 6-7, Jr., 8.1 Jack Baker 6-2, So., 4.3</p>	<p>F-Ronnie Wade 6-8, Sr., 17.4 F-Ronnie Wade 6-8, Sr., 17.4 C-Clearance Hanley 6-10, Sr., 8.8 G-Frank Smith 6-0, So., 8.5 G-Keith Thomas 6-3, Sr., 14.1 Top Subs: Garrick Davis 6-7, Fr., 4.9 Sylvester Charles 6-7, Sr., 3.7</p>	<p><b>1971-72 (14-10)</b></p> <p>F-Joel Copeland 6-6, So., 16.5 F-Terry Foster 6-7, Sr., 10.5 G-Jay Rountree 6-10, So., 9.4 G-Dave Twardzik 6-1, Sr., 23.4 G-Rick Nau 5-9, Jr., 11.3</p> <p>Top Subs: Ricky Michaelson 6-4, So., 12.8* Jack Baker 6-2, Jr., 6.1</p>	<p>F-Anthony Carver 6-7, Fr., 15.5 F-Bernard Royster 6-5, So., 9.9 G-Howard Morgan 6-9, Jr., 1.3 G-Frank Smith 6-0, Jr., 7.6 G-Steve Itrax 6-5, Jr., 12.7</p> <p>Top Subs: Gerald Lofton 6-7, Jr., 5.0* David Grissom 6-7, Jr., 2.6</p>	<p><b>1972-73 (19-9)</b></p> <p>F-Tom Street 6-6, So., 10.0 F-Rick Michaelson 6-4, Jr., 22.2 C-Joel Copeland 6-7, Jr., 19.7 G-Rick Nau 5-10, Sr., 16.1 G-Oliver Purnell 6-1, So., 9.6 Top Subs: Gray Eubank 6-4, So., 8.2* Jack Baker 6-2, Sr., 4.6</p>	<p>F-Kenny Gattison 6-7, Sr., 25.3 F-Tom Street 6-6, Jr., 9.8 C-Jay Rountree 6-10, Jr., 9.3 G-Gray Eubank 6-4, Jr., 10.3 G-Oliver Purnell 6-1, Jr., 13.8 Top Subs: Leo Hardy 6-4, Sr., 3.5 Joey Caruthers 6-0, Fr., 7.5*</p>	<p>F-Anthony Carver 6-7, Fr., 15.5 F-Bernard Royster 6-5, So., 9.9 G-Howard Morgan 6-9, Jr., 1.3 G-Frank Smith 6-0, Jr., 7.6 G-Steve Itrax 6-5, Jr., 12.7</p> <p>Top Subs: Gerald Lofton 6-7, Jr., 5.0* David Grissom 6-7, Jr., 2.6</p>	<p><b>1973-74 (20-7)</b></p> <p>F-Joel Copeland 6-7, Sr., 25.3 F-Tom Street 6-6, Jr., 9.8 C-Jay Rountree 6-10, Jr., 9.3 G-Gray Eubank 6-4, Jr., 10.3 G-Oliver Purnell 6-1, Jr., 13.8 Top Subs: Leo Hardy 6-4, Sr., 3.5 Joey Caruthers 6-0, Fr., 7.5*</p>	<p>F-Anthony Carver 6-7, Jr., 20.2 F-Garrick Davis 6-7, Sr., 7.6 C-Chris Gattling 6-9, So., 22.4 G-Darrin McDonald 6-4, Jr., 12.9 G-Donald Grant 6-1, So., 5.4</p> <p>Top Subs: Ricardo Leonard 6-7, Fr., 8.1 Terrance Jacobs 6-7, Fr., 3.3</p>	<p><b>1974-75 (25-6)</b></p> <p>F-Jeff Fuhrmann 6-5, So., 16.3 F-Gray Eubank 6-4, Sr., 12.0 C-Wilson Washington 6-9, So., 13.7 G-Joey Caruthers 6-0, So., 12.3 G-Oliver Purnell 6-1, Sr., 14.4 Top Subs: Tom Street 6-6, Sr., 9.3 Jay Rountree 6-10, Sr., 6.9*</p>	<p>F-Anthony Carver 6-7, Sr., 21.1 C-Cyril Cox 6-7, Jr., 2.9 C-Chris Gattling 6-9, Jr., 20.5 G-Darrin McDonald 6-4, Sr., 14.1 G-Chuck Evans 5-11, Fr., 5.1 Top Subs: Keith Jackson 6-5, Fr., 9.3* Donald Anderson 6-1, Fr., 4.1</p>	<p><b>1975-76 (19-17)</b></p> <p>F-Jeff Fuhrmann 6-5, Jr., 18.6 F-Reese Neyland 6-3, So., 10.9 C-Wilson Washington 6-9, Jr., 17.9 G-Joey Caruthers 6-0, Jr., 10.6 G-Tommy Conrad 6-7, Fr., 8.5 Top Subs: Ray Peszko 6-4, Sr., 4.3* Dave Meyer 6-2, Jr., 4.2 Terry Douglas 6-2, Jr., 4.2</p>	<p>F-Ricardo Leonard 6-7, Sr., 20.4 F-Pete Sessoms 6-7, Fr., 9.0 F-Al Grant 6-6, Sr., 9.8 G-John Robinson 6-2, Sr., 8.2 G-Donald Anderson 6-0, Jr., 6.5</p> <p>Top Subs: Keith Jackson 6-5, Jr., 11.8* David Harvey 6-8, Fr., 2.7</p>	<p><b>1976-77 (25-4)</b></p> <p>F-Ronnie Valentine 6-7, Fr., 22.4 F-Jeff Fuhrmann 6-5, Sr., 12.9 C-Wilson Washington 6-9, Sr., 16.0 G-Joey Caruthers 6-0, Sr., 9.8 G-Terry Douglas 6-1, Sr., 4.0</p> <p>Top Subs: Richie Wright 5-10, Fr., 8.5 Reese Neyland 6-3, Jr., 5.8 Tommy Conrad 5-11, So., 3.3</p>	<p>F-Ricardo Leonard 6-7, Sr., 20.4 F-Pete Sessoms 6-7, Fr., 9.0 F-Al Grant 6-6, Sr., 9.8 G-John Robinson 6-2, Sr., 8.2 G-Donald Anderson 6-0, Jr., 6.5</p> <p>Top Subs: Keith Jackson 6-5, Jr., 11.8* David Harvey 6-8, Fr., 2.7</p>	<p><b>1977-78 (11-11)</b></p> <p>F-Ronnie Valentine 6-7, So., 24.1 F-Reese Neyland 6-3, Sr., 11.2 C-Larry Orton 6-8, Jr., 6.6 G-Richie Wright 5-10, So., 13.1 G-Tommy Conrad 6-0, Jr., 10.3</p> <p>Top Subs: Bobby Halthcock 6-4, So., 5.1 Chris Pickett 6-8, Sr., 4.0</p>	<p>F-Pete Sessoms 6-7, Jr., 16.0 F-Mike Jones 6-5, Jr., 14.6 C-Odell Hodge 6-9, So., 19.4 G-Kevin Swann 6-2, Sr., 12.6 G-Kevin Larkin 6-4, Sr., 8.0 Top Subs: David Harvey 6-1, Jr., 4.0* M. Mullen 6-6, So., 2.3</p>	<p><b>1978-79 (23-7)</b></p> <p>F-Ronnie Valentine 6-7, Jr., 23.4 F-Ronnie McAdoo 6-6, Fr., 15.2 C-Mike Ray 6-8, Jr., 5.6 G-Bobby Vaughan 6-2, So., 9.3 G-Tom Conrad 6-0, Sr., 8.1</p> <p>Top Subs: Tommy Branch 6-5, Fr., 12.0 Ricky Adams 6-2, Fr., 5.3 Bobby Halthcock 6-4, Jr., 4.7</p>	<p>F-Pete Sessoms 6-7, Jr., 16.0 F-Mike Jones 6-5, Jr., 14.6 C-Odell Hodge 6-9, So., 19.4 G-Kevin Swann 6-2, Sr., 12.6 G-Kevin Larkin 6-4, Sr., 8.0 Top Subs: David Harvey 6-1, Jr., 4.0* M. Mullen 6-6, So., 2.3</p>	<p><b>1979-80 (25-5)</b></p> <p>F-Ronnie Valentine 6-7, Sr., 18.5 F-Ronnie McAdoo 6-6, So., 14.4 C-Mark West 6-10, Fr., 4.8 G-Grant Robinson 6-1, Fr., 7.8 G-Bobby Vaughan 6-4, Jr., 9.2 Top Subs: Billy Mann 6-4, So., 9.5 Tommy Branch 6-5, So., 9.5</p>	<p>F-Pete Sessoms 6-7, Jr., 16.0 F-Mario Mullen 6-6, Jr., 13.0 G-Brandon Dunlap 5-11, Fr., 4.1 G-Mike Jones 6-5, Sr., 16.5</p> <p>Top Subs: Duffy Samuels 5-9, Jr., 4.1 E.J. Sherod 6-4, So., 5.1</p>	<p><b>1980-81 (18-10)</b></p> <p>F-Ronnie McAdoo 6-6, Jr., 15.9 F-Billy Mann 6-4, Jr., 13.9 C-Mark West 6-10, So., 10.9</p>	<p>F-Skipper Youngblood 6-8, Fr., 2.2 F-Mark Poag 6-6, Fr., 9.3 C-Odell Hodge 6-9, Jr., 14.3 G-Brandon Dunlap 5-11, So., 4.5 G-Mike Byers 6-2, Fr., 9.6</p> <p>Top Subs: Joe Dunn 6-6, So., 16.1* Mario Mullen 6-6, Sr., 5.7* Reggie Bassette 6-9, Fr., 2.4*</p>	<p><b>1981-82 (18-12)</b></p> <p>F-Ronnie McAdoo 6-6, Sr., 14.7 F-Tim Southerland 6-7, So., 4.2 C-Mark West 6-10, Jr., 15.7 G-Billy Mann 6-4, Sr., 11.2 G-Charlie Smith 6-3, Fr., 9.7</p> <p>Top Subs: Grant Robinson 6-1, Jr., 6.6* Horace Lambert 6-8, Fr., 3.8*</p>	<p><b>1982-83 (19-10)</b></p> <p>F-Kenny Gattison 6-8, Fr., 8.4 F-Ronnie Wade 6-8, Fr., 9.4 C-Mark West 6-10, Sr., 14.4 G-Grant Robinson 6-1, Sr., 5.2 G-Charlie Smith 6-3, So., 12.1</p> <p>Top Subs: Keith Thomas 6-3, Fr., 9.8 Horace Lambert 6-8, So., 4.9</p>	<p><b>1983-84 (19-12)</b></p> <p>F-Mark Davis 6-5, Jr., 14.2 F-Kenny Gattison 6-8, So., 11.1 C-Clearance Hanley 6-10, So., 9.2 G-Keith Thomas 6-3, So., 13.8 G-Charlie Smith 6-3, Jr., 11.8</p> <p>Top Subs: Ronnie Wade 6-6, So., 5.4* Horace Lambert 6-8, Jr., 5.3</p>	<p><b>1984-85 (19-12)</b></p> <p>F-Kenny Gattison 6-8, Jr., 16.1 F-Mark Davis 6-5, Sr., 14.0 G-Charlie Smith 6-3, Sr., 7.8 G-Keith Thomas 6-3, Jr., 12.6 Top Subs: Frank Smith 6-0, Fr., 4.2* Sylvester Charles 6-7, Jr., 3.5</p>	<p><b>1985-86 (23-7)</b></p> <p>F-Kenny Gattison 6-8, Sr., 17.4 F-Ronnie Wade 6-8, Sr., 17.4 C-Clearance Hanley 6-10, Sr., 8.8 G-Frank Smith 6-0, So., 8.5 G-Keith Thomas 6-3, Sr., 14.1 Top Subs: Garrick Davis 6-7, Fr., 4.9 Sylvester Charles 6-7, Sr., 3.7</p>	<p><b>1986-87 (6-24)</b></p> <p>F-Anthony Carver 6-7, Fr., 15.5 F-Bernard Royster 6-5, So., 9.9 G-Howard Morgan 6-9, Jr., 1.3 G-Frank Smith 6-0, Jr., 7.6 G-Steve Itrax 6-5, Jr., 12.7</p> <p>Top Subs: Gerald Lofton 6-7, Jr., 5.0* David Grissom 6-7, Jr., 2.6</p>	<p><b>1987-88 (18-12)</b></p> <p>F-Anthony Carver 6-7, So., 15.0 F-Steve Itrax 6-5, Sr., 10.7 F-Garrick Davis 6-7, Jr., 12.6 G-Frank Smith 6-0, Sr., 9.3 G-Darrin McDonald 6-4, So., 13.5</p> <p>Top Subs: Bernard Royster 6-5, Jr., 10.9 Donald Grant 6-0, Fr., 2.3</p>	<p><b>1988-89 (15-13)</b></p> <p>F-Anthony Carver 6-7, Jr., 20.2 F-Garrick Davis 6-7, Sr., 7.6 C-Chris Gattling 6-9, So., 22.4 G-Darrin McDonald 6-4, Jr., 12.9 G-Donald Grant 6-1, So., 5.4</p> <p>Top Subs: Ricardo Leonard 6-7, Fr., 8.1 Terrance Jacobs 6-7, Fr., 3.3</p>	<p><b>1989-90 (14-14)</b></p> <p>F-Anthony Carver 6-7, Sr., 21.1 C-Cyril Cox 6-7, Jr., 2.9 C-Chris Gattling 6-9, Jr., 20.5 G-Darrin McDonald 6-4, Sr., 14.1 G-Chuck Evans 5-11, Fr., 5.1 Top Subs: Keith Jackson 6-5, Fr., 9.3* Donald Anderson 6-1, Fr., 4.1</p>	<p><b>1990-91 (14-18)</b></p> <p>F-Ricardo Leonard 6-7, Jr., 16.0 F-Keith Jackson 6-5, So., 15.9 C-Chris Gattling 6-10, Sr., 21.0 G-John Robinson 6-2, Jr., 6.8 G-Donald Anderson 6-0, So., 4.2 Top Subs: Joe Leake 6-3, Fr., 4.3* Al Grant 6-5, Jr., 4.5*</p>	<p><b>1991-92 (15-15)</b></p> <p>F-Ricardo Leonard 6-7, Sr., 20.4 F-Pete Sessoms 6-7, Fr., 9.0 F-Al Grant 6-6, Sr., 9.8 G-John Robinson 6-2, Sr., 8.2 G-Donald Anderson 6-0, Jr., 6.5</p> <p>Top Subs: Keith Jackson 6-5, Jr., 11.8* David Harvey 6-8, Fr., 2.7</p>	<p><b>1992-93 (21-8)</b></p> <p>F-Pete Sessoms 6-7, So., 18.9 F-Mario Mullen 6-6, Fr., 10.8 C-Odell Hodge 6-9, Fr., 14.7 G-Donald Anderson 6-0, Sr., 8.0 G-Keith Jackson 6-5, Sr., 16.9 Top Subs: Kevin Swann 6-2, Jr., 5.7 Kevin Larkin 6-4, Jr., 4.5 David Harvey 6-8, So., 2.6</p>	<p><b>1993-94 (21-10)</b></p> <p>F-Pete Sessoms 6-7, Jr., 16.0 F-Mike Jones 6-5, Jr., 14.6 C-Odell Hodge 6-9, So., 19.4 G-Kevin Swann 6-2, Sr., 12.6 G-Kevin Larkin 6-4, Sr., 8.0 Top Subs: David Harvey 6-1, Jr., 4.0* M. Mullen 6-6, So., 2.3</p>	<p><b>1994-95 (21-12)</b></p> <p>F-Pete Sessoms 6-7, Sr., 22.1 F-Mario Mullen 6-6, Jr., 13.0 C-David Harvey 6-8, Sr., 7.4 G-Brandon Dunlap 5-11, Fr., 4.1 G-Mike Jones 6-5, Sr., 16.5</p> <p>Top Subs: Duffy Samuels 5-9, Jr., 4.1 E.J. Sherod 6-4, So., 5.1</p>	<p><b>1995-96 (18-13)</b></p> <p>F-Skipper Youngblood 6-8, Fr., 2.2 F-Mark Poag 6-6, Fr., 9.3 C-Odell Hodge 6-9, Jr., 14.3 G-Brandon Dunlap 5-11, So., 4.5 G-Mike Byers 6-2, Fr., 9.6</p> <p>Top Subs: Joe Dunn 6-6, So., 16.1* Mario Mullen 6-6, Sr., 5.7* Reggie Bassette 6-9, Fr., 2.4*</p>	<p><b>1996-97 (22-11)</b></p> <p>F-Odell Hodge 6-8, Sr., 18.1 F-Mark Poag 6-6, So., 11.3 C-Reggie Bassette 6-9, So., 5.7 G-Brandon Dunlap 5-11, Jr., 5.5 G-Mike Byers 6-3, So., 11.5</p> <p>Top Subs: Cal Bowdler 6-10, So., 5.5 E.J. Sherod 6-4, Sr., 7.7 Skipper Youngblood 6-8, So., 2.5</p>	<p><b>1997-98 (12-16)</b></p> <p>F-Mark Poag 6-6, Jr., 15.3 F-Cal Bowdler 6-10, Jr., 10.2 C-Reggie Bassette 6-9, Jr., 7.6 G-Brandon Dunlap 5-11, Sr., 3.1 G-Mike Byers 6-3, Jr., 12.7 Top Subs: Michael Williams 6-1, Fr., 5.0 Skipper Youngblood 6-8, So., 2.5</p>	<p><b>1998-99 (25-6)</b></p> <p>F-Mark Poag 6-6, Sr., 11.6 F-Cal Bowdler 6-10, Sr., 14.7 C-Reggie Bassette 6-9, Sr., 9.8 G-Mike Byers 6-3, Sr., 5.1 G-Michael Williams 6-6, So., 7.4 Top Subs: Andre McCullum 6-6, So., 5.5 Clifton Jones 6-7, Jr., 12.9</p>	<p><b>1999-2000 (11-19)</b></p> <p>F-Andre McCullum 6-7, Jr., 12.9 F-Ricardo Marsh 6-7, Fr., 5.6 C-Skipper Youngblood 6-8, Sr., 12.2 G-Michael Williams 6-6, Jr., 10.1 G-Pierre Greene 6-2, So., 6.0 Top Subs: Freddie Bryant 6-4, Sr., 5.3 Clifton Jones 6-7, Jr., 6.0</p>	<p><b>2000-01 (13-13)</b></p> <p>F-Andre McCullum 6-7, Sr., 12.5 F-Ricardo Marsh 6-7, So., 9.3 C-Clifton Jones 6-6, Sr., 7.2 G-Pierre Greene 6-2, Jr., 11.7 G-Rasheed Wright 6-5, So., 9.8 Top Subs: Troy Nance 5-10, Fr., 3.6 Michael Williams 6-0, Sr., 5.2</p>	<p><b>2001-02 (13-16)</b></p> <p>F-Ricardo Marsh 6-7, Jr., 15.3 F-Rasheed Wright 6-5, Jr., 14.1 C-Clay McGowan 6-11, So., 5.3 G-Pierre Greene 6-2, Sr., 9.9 G-Keith Thomas 6-4, Sr., 8.3 Top Subs: Troy Nance 5-9, Sr., 5.9 John Waller 6-4, Sr., 7.9</p>	<p><b>2002-03 (12-15)</b></p> <p>F-Ricardo Marsh 6-8, Sr., 16.7 F-Rasheed Wright 6-7, Sr., 14.9 C-Alex Loughton 6-8, Fr., 8.3 G-John Waller 6-4, Sr., 8.3 G-Troy Nance 5-9, Jr., 3.8 Top Subs: Valdas Vasylius 6-7, So., 8.2 Kiah Thomas 6-4, So., 3.1</p>	<p><b>2003-04 (11-17)</b></p> <p>F-John Waller 6-4, Sr., 12.6 F-Alex Loughton 6-10, So., 16.6 C-Armaud Dahi 6-7, Fr., 9.0 G-Isiah Hunter 6-2, So., 13.0 G-Drew Williamson 5-11, Fr., 4.0 Top Subs: Troy Nance 5-9, Sr., 3.0 Valdas Vasylius 6-7, Fr., 8.2 Kiah Thomas 6-4, Jr., 4.4</p>	<p><b>2004-05 (28-6)</b></p> <p>F-Alex Loughton 6-9, Jr., 14.1 F-Armaud Dahi 6-7, So., 10.4 G-Kiah Thomas 6-4, Sr., 8.3 G-Isiah Hunter 6-2, Jr., 13.4 G-Drew Williamson 6-0, So., 8.2 Top Subs: Valdas Vasylius 6-7, So., 8.2 Brandon Johnson 6-1, Fr., 3.2</p>	<p><b>2005-06 (24-10)</b></p> <p>F-Alex Loughton 6-8, Sr., 13.5 F-Armaud Dahi 6-7, Jr., 11.9 G-Brian Henderson 6-4, Sr., 8.0 G-Isiah Hunter 6-3, Sr., 14.3 G-Drew Williamson 6-0, Jr., 7.3 Top Subs: Valdas Vasylius 6-7, Jr., 8.8 Brandon Johnson 6-1, So., 3.5 Abdi Lidonde 6-2, So., 3.0</p>	<p><b>2006-07 (24-9)</b></p> <p>F-Valdas Vasylius 6-7, Sr., 15.6 F-Armaud Dahi 6-7, Sr., 9.4 F-Brian Henderson 6-4, Jr., 9.4 G-Drew Williamson 6-0, Sr., 11.0 G-Brandon Johnson 6-1, Jr., 8.3 Top Subs: Gerald Lee 6-2, Jr., 4.2 Jonathan Adams 6-6, So., 3.0</p>	<p><b>2007-08 (18-16)</b></p> <p>F-Gerald Lee 6-8, So., 12.9 F-Frank Hassell 6-8, Fr., 5.3 F-Brian Henderson 6-4, Sr., 9.5 G-Drew Williamson 6-0, Sr., 11.0 F-Ben Finney 6-5, Fr., 7.0 Top Subs: Brandon Johnson 6-1, Sr., 8.3 Jonathan Adams 6-6, Jr., 3.0</p>	<p><b>2008-09 (25-10)</b></p> <p>F-Gerald Lee 6-10, Jr., 15.5 F-Frank Hassell 6-8, So., 7.5 F-Ben Finney 6-5, So., 9.9 G-Darius James 6-5, So., 6.9 G-Marsharee Neely 6-3, Jr., 7.1 Top Subs: Jonathan Adams 6-8, So., 7.9 Keyon Carter 6-5, Fr., 4.5</p>	<p><b>2009-10 (27-9)</b></p> <p>F-Gerald Lee 6-10, Sr., 14.4 F-Frank Hassell 6-8, Jr., 9.2 F-Ben Finney 6-5, Jr., 8.8 G-Kent Bazemore 6-3, So., 8.4 G-Darius James 6-0, Jr., 7.0 Top Subs: Keyon Carter 6-8, Jr., 7.4 Marsharee Neely 6-3, Sr., 5.5</p>	<p><b>2010-11 (29-9)</b></p> <p>F-Frank Hassell 6-9, Sr., 15.1 ppg F-Chris Cooper 6-8, Jr., 5.0 ppg F-Ben Finney 6-5, Sr., 9.2 ppg G-Kent Bazemore 6-5, RS-Jr., 12.3 ppg G-Darius James 6-1, Sr., 7.0 ppg Top Subs: Keyon Carter 6-8, Sr., 7.3 ppg Trian Iliadis 6-3, Jr., 6.0 ppg</p>	<p><b>2011-12 (22-14)</b></p> <p>F-Chris Cooper 6-9, Sr., 10.5 ppg/10.1 rpg F-Nick Wright 6-8, R. Jr., 8.4 ppg/5.4 rpg G-Kent Bazemore 6-5, Sr., 15.4 ppg/6.1 rpg G-Trian Iliadis 6-3, Sr., 8.5 ppg/2.9 rpg G-Donte Hill 6-4, Sr., 7.8 ppg/2.7 rpg Top Subs: Dimitri Batten 6-3, Fr., 8.0 ppg/2.5 rpg Richard Ross 6-7, R. Fr., 4.3 ppg/3.9 rpg</p>	<p><b>2012-13 (5-25)</b></p> <p>F-DeShawn Painter 6-9, Sr., 13.0 ppg F-Richard Ross 6-6, Rso., 7.3 ppg G-Donte Hill 6-4, Jr., 8.2 ppg G-Keenan Palmore 6-2, Fr., 8.2 ppg G-Aaron Bacote 6-4, Fr., 7.8 ppg Top Subs: Dimitri Batten 6-3, Rso., 10.3 ppg Nick Wright 6-8, Rso., 6.7 ppg</p>	<p><b>2013-14 (18-18)</b></p> <p>F-Denzell Taylor 6-7, Fr., 4.4 ppg F-Richard Ross 6-6, Rjr., 9.9 ppg G-Keenan Palmore 6-1, So., 9.9 ppg G-Dimitri Batten 6-3, Rjr., 11.0 ppg G-Aaron Bacote 6-4, So., 15.5 ppg Top Subs: Ambrose Mosley 6-2, Rfr., 7.3 ppg Jordan Baker 6-2, Fr., 4.4 ppg</p>	<p><b>2014-15 (27-8)</b></p> <p>G-Trey Freeman 6-2, Jr., 16.9 ppg G-Aaron Bacote 6-4, Jr., 9.8 ppg F-Jonathan Arledge 6-9, Gr., 8.7 ppg G-Jordan Baker 6-2, Sr., 3.9 ppg F-Richard Ross 6-6, Sr., 8.2 ppg Top Subs: Denzell Taylor 6-7, So., 2.9 ppg Ambrose Mosley 6-2, So., 7.1 ppg</p>	<p><b>2015-16 (25-13)</b></p> <p>G-Trey Freeman 6-2, Sr., 22.1 ppg G-Jordan Baker 6-2, Jr., 3.7 ppg F-Denzell Taylor 6-7, Jr., 4.2 ppg F-Brandon Smith 6-7, So., 10.4 ppg F-Zoran Talley 6-7, Fr., 8.1 ppg Top Subs: Aaron Bacote 6-4, Sr., 13.1 ppg Nik Biberaj 6-8, Sr., 4.8 ppg</p>	<p><b>2016-17 (19-12)</b></p> <p>G-Ahmad Caver 6-2, So., 13.0 ppg G-Jordan Baker 6-2, Sr., 6.7 ppg G-B.J. Sthith 6-5, Rso., 10.8 ppg F-Denzell Taylor 6-7, Sr., 3.8 ppg F-Brandon Smith 6-7, Rjr., 9.3 ppg Top Subs: Zoran Talley 6-7, Rso., 11.3 ppg Trey Porter 6-10, Rso., 6.6 ppg</p>	<p><b>2017-18 (25-7)</b></p> <p>G-Ahmad Caver 6-2, Jr., 14.2 ppg G-Randy Haynes 6-4, Sr., 12.2 ppg G-B.J. Sthith 6-5, Rjr., 14.2 ppg F-Trey Porter 6-10, Rjr., 13.2 ppg F-Brandon Smith 6-7, Rsr., 8.8 ppg Top Subs: Xavier Green 6-6, Rfr., 5.1 ppg Aaron Carver 6-7, Rso., 2.2 ppg</p>	<p><b>2018-19 (26-9)</b></p> <p>G-Ahmad Caver 6-2, Sr., 16.6 ppg G-Xavier Green 6-6, Rso., 9.6 ppg G-B.J. Sthith 6-5, Rsr., 16.8 ppg F-Aaron Carver 6-7, Rjr., 2.4 ppg F-Ebert Robinson III 6-7, 1, Sr., 2.3 ppg</p> <p>Top Subs: Justice Kithcart 6-1, Rso., 5.4 ppg Kalu Ezikpe 6-7, Fr., 4.0 ppg Jason Wade 6-5, Fr., 3.8 ppg Dajour Dickens 7-0, So., 3.2 ppg</p>	<p><b>2019-20 (13-19)</b></p> <p>G-Malik Curry 6-1, Jr., 13.4 ppg G-Xavier Green 6-6, Rjr., 12.8 ppg G-A.J. Oliver II 6-5, Rso., 11.3 ppg G-Jason Wade 6-5, So., 10.9 ppg F-Aaron Carver 6-7, Rsr., 4.6 ppg</p> <p>Top Subs: Kalu Ezikpe 6-8, So., 6.4 ppg Joe Reece 6-8, So., 6.2 ppg</p>	<p><b>2020-21 (15-8)</b></p> <p>G-Malik Curry 6-1, Sr., 15.7 ppg G-Xavier Green 6-6, Rsr., 6.7 ppg G-A.J. Oliver II 6-5, Rjr., 9.7 ppg F-Kalu Ezikpe 6-8, Jr., 10.3 ppg F-Joe Reece 6-8, Jr., 7.8 ppg</p> <p>Top Subs: Austin Trice 6-8, Sr., 8.9 ppg Jaylin Hunter 6-8, So., 6.6 ppg Mekhi Long 6-7, So., 4.7 ppg</p>	<p><b>2021-22 (13-19)</b></p> <p>G-Jaylin Hunter 6-0, So., 9.7 ppg G-C.J. Keyser 6-3, Sr., 14.3 ppg G-Mekhi Long 6-7, So., 8.3 ppg F-Kalu Ezikpe 6-8, Jr., 11.3 ppg F-Austin Trice 6-8, Sr., 13.1 ppg</p> <p>Top Subs: A.J. Oliver 6-8, Rsr., 2.6 ppg Charles Smith IV 6-5, So., 5.3 ppg</p>
--	--	---	--	---	--	---	---	---	---	--	--	---	---	---	--	---	--	---	--	---	---	---	--	---	--	---	---	---	--	---	---	--	--	--	--	---	--	--	--	---	---	--	---	---	---	--	--	---	---	--	---	---	---	--	---	---	---	---	---	---	---	--	---	---	--	---	--	---	--	---	--	--	--





# YEAR-BY-YEAR RESULTS

## 1930-31 (11-10)

Head Coach: Tommy Scott

22-11	W	South Norfolk HS
8-10	L	Suffolk HS
25-36	L	William & Mary Frosh
30-9	W	Oceana HS
22-34	L	Maury HS
35-23	W	Norfolk College
35-25	W	Blackstone Military
24-42	L	VMI Frosh
10-39	L	Washington & Lee HS
27-30	L	Fork Union Military
10-18	L	Benedictine HS
18-15	W	Wilson HS
18-21	L	Maury HS
40-36	W	Fork Union Military
22-9	W	Oceana HS
46-15	W	South Norfolk
22-18	W	Wilson HS
27-23	W	Suffolk HS
21-19	W	Hopewell HS
12-41	L	Norfolk College
19-30	L	St. Mary's HS

## 1931-32 (7-9)

Head Coach: Tommy Scott

43-17	W	Faculty
28-36	L	Campbell College
21-31	L	William & Mary Frosh
20-25	L	Maury HS
22-39	L	Hampton HS
23-37	L	Benedictine HS
30-24	W	St. Mary's HS
29-23	W	East Carolina Teachers
26-39	L	Hampton HS
38-21	W	East Carolina Teachers
25-16	W	Wilson HS
28-51	L	William & Mary Frosh
35-30	W	Wilson HS
54-16	W	South Norfolk HS
22-30	L	Benedictine HS
28-29	L	Augusta Military

## 1932-33 (8-6)

Head Coach: Tommy Scott

52-48	W	Alumni
36-16	W	South Norfolk HS
31-41	L	William & Mary Frosh
23-48	L	Wilson HS
18-28	L	Maury HS
53-30	W	St. Mary's HS
33-14	W	Holy Trinity HS
27-32	L	William & Mary Frosh
23-31	L	Wilson HS
46-35	W	Nachman's
45-36	W	Ravens
39-25	W	Kempsville HS
25-32	L	Maury HS
59-14	W	South Norfolk HS

## 1933-34 (10-4)

Head Coach: Tommy Scott

20-27	L	Newport News HS
41-23	W	S. Norfolk HS
32-28	W	Wilson HS
45-40	W	William & Mary Frosh
66-44	W	Faculty
48-35	W	Kempsville Alumni
38-32	W	Newport News Appr.
27-25	W	S. Norfolk HS
30-28	W	Maury HS
	NA	Colonial Oil
31-32	L	William & Mary Frosh
30-35	L	VMI Frosh
33-44	L	Newport News Appr.
24-18	W	Suffolk HS
30-27	W	Wilson HS

## 1934-35 (11-6)

Head Coach: Tommy Scott

75-31	W	Faculty
60-27	W	Kempsville HS
53-16	W	St. Mary's HS
53-22	W	East Carolina Teachers
33-35	L	Maury HS
58-25	W	Kempsville HS
41-42	L	Wilson HS
34-32	W	Petersburg HS
47-42	W	Polygon Club
36-21	W	S. Norfolk HS

23-39	L	William & Mary Frosh
18-47	L	Augusta Military Acad.
33-29	W	Petersburg HS
39-30	W	South Norfolk HS
32-24	W	Wilson HS
37-50	L	William & Mary Frosh
22-32	L	Maury HS

## 1935-36 (10-6)

Head Coach: Tommy Scott

61-43	W	Faculty
48-17	W	Hopewell HS
39-13	W	Wilson HS
31-28	W	Lynchburg HS
18-38	L	Newport News Appr.
45-15	W	S. Norfolk HS
44-16	W	Louisburg College
27-30	L	Newport News Appr.
42-35	W	Suffolk HS
36-44	L	Naval Training Station
31-20	W	Wilson HS
58-43	W	William & Mary Frosh
35-54	L	East Carolina Teachers
25-28	L	Louisburg College

(two games not available)

## 1936-37 (8-8)

Head Coach: Tommy Scott

50-49	W	Norfolk Athletic Club (2 ot)
16-58	L	Newport News Appr.
28-30	L	Alumni
29-41	L	Riordan School
23-41	L	Naval Training Station
43-29	W	Norfolk Athletic Club
31-38	L	Louisburg College
42-33	W	East Carolina Teachers
35-29	W	William & Mary Frosh
23-41	L	Naval Training Station
68-32	W	Chowan College
34-42	L	William & Mary Frosh (ot)
38-34	W	East Carolina Teachers
41-36	W	Louisburg College

(one game not available)

## 1937-38 (15-4)

Head Coach: Tommy Scott

53-36	W	Bluefield College
61-14	W	Alumni
30-27	W	Newport News Appr.
47-40	W	East Carolina Teachers
48-52	L	Naval Training Station
35-21	W	Louisburg College
36-42	L	East Carolina Teachers
48-31	W	Louisburg College
46-40	W	Shenandoah College
42-39	W	William & Mary Frosh
46-25	W	Naval Training Station
36-34	W	Newport News Appr.
48-56	L	William & Mary Frosh
40-32	W	Hampden-Sydney Frosh
29-25	W	VMI Frosh
41-59	L	Washington & Lee Frosh
33-23	W	Shenandoah College

(two games not available)

## 1938-39 (8-14)

Head Coach: Tommy Scott

37-34	W	Alumni
30-34	L	Va. Medical College
34-67	L	High Point
56-48	W	Campbell
25-34	L	East Carolina Teachers
26-32	L	Richmond Frosh
38-31	W	William & Mary Frosh
41-34	W	Va. Medical College
39-42	L	Newport News Appr.
38-29	W	Chowan College
34-47	L	Louisburg College
36-42	L	Richmond Frosh
45-67	L	Hampden-Sydney Frosh
37-63	L	Norfolk Naval Base
22-28	L	Newport News Appr.
39-45	L	Louisburg (2 ot)
33-45	L	East Carolina Teachers
31-25	W	Chowan
36-24	W	Texas Oilers
30-45	L	Norfolk Naval Base
40-41	L	William & Mary Frosh
49-48	W	Norfolk Naval Base

## 1939-40 (4-16)

Head Coach: Tommy Scott

25-46	L	High Point
43-53	L	Norfolk Naval Base
41-61	L	Elon
42-33	L	Chowan
24-30	L	Newport News Appr.
36-62	L	East Carolina Teachers
38-41	L	Norfolk Naval Base
55-39	W	Richmond Frosh
40-38	W	Atlantic Christian
50-48	W	William & Mary Frosh
42-53	L	Newport News Appr.
43-46	L	Richmond Frosh
27-38	L	Va. Medical College
45-50	L	Washington & Lee Frosh
24-39	L	VMI Frosh
34-47	L	Hampden-Sydney Frosh
50-33	W	Louisburg
48-49	L	Atlantic Christian
44-76	L	East Carolina Teachers

(one game not available)

## 1940-41 (4-15)

Head Coach: George Stirnweiss

31-34	L	Alumni
38-23	W	Chowan
25-32	L	Newport News Appr.
38-58	L	Norfolk Naval Base
31-33	L	Naval Yard Appr.
31-37	L	Optimist Club Pals
40-57	L	Wilson College
31-41	L	Newport News Appr.
40-63	L	East Carolina Teachers
40-44	L	Va. Medical College
46-29	W	Ferrum College
40-47	L	Wilson College
39-48	L	Norfolk Naval Base
30-40	L	Langley Field
38-37	W	Langley Field
43-60	L	East Carolina Teachers
29-27	W	Va. Medical College
30-37	L	Norfolk Naval Base
39-54	L	Roanoke College

## 1941-42 (0-14)

Head Coach: George Stirnweiss

17-32	L	Navy Yard Appr.
23-66	L	Newport News Appr.
35-58	L	East Carolina Teachers
17-53	L	Naval Air Station
19-48	L	Langley Field
35-71	L	Naval Yard Appr.
38-59	L	Norfolk Naval Hosp.
20-51	L	Langley Field
19-42	L	Va. Medical College
28-45	L	Naval Air Station
36-46	L	Va. Medical College
29-51	L	Navy Yard Appr.
37-55	L	Norfolk Naval Hosp.
36-61	L	Naval Air Station

## 1942-43 (12-10)

Head Coach: Scrap Chandler

37-34	W	Portsmouth USCG
47-27	W	Dam Neck
42-47	L	Security Five
56-29	W	Base Marines
35-32	W	Bombardiers
53-55	L	Naval receiving Sta.
36-57	L	T.T.S. A.
38-42	L	A&R
70-30	W	Fleer Air
41-24	W	Norfolk USCG
34-69	L	Receiving Station
46-37	W	Alumni
49-58	L	A.B.A.T.U.
23-46	L	Apprentice School
51-42	W	Camp Bradford
50-30	W	Fleet Air School
27-28	L	Naval Hospital
38-30	W	Bombardiers
39-41	L	Fort Story
38-44	L	Portsmouth USCG
37-32	W	Alumni
39-37	W	Wonder Boys*

\*Portsmouth Gold Medal Trn.

## 1943-44 (1-7)

Head Coach: Scrap Chandler  
(Scores not available)

## 1944-45 (6-6)

Head Coach: Scrap Chandler

31-23	W	Naval Supply
31-36	L	USCG Harbor Patrol
49-41	W	Maritime Service
50-32	W	USCG Supply Depot
51-50	W	USCG Supply Depot
54-41	W	USCG Harbor Patrol
33-83	L	Dam Neck

(scores incomplete)

## 1945-46 (9-8)

Head Coach: Scrap Chandler

41-48	L	Navy S.O.S.U.
23-55	L	Naval Hospital
34-50	L	Portsmouth Marines
45-57	L	Army Base
44-42	W	Naval Receiving Sta.
48-40	W	Navy Supply
48-32	W	Langley Officers
50-45	W	Army Base
44-29	W	Naval Service
56-50	W	Coast Guard
61-53	W	N.O.B. Marines
63-46	W	Portsmouth Marines

(scores incomplete)

## 1946-47 (14-8)

Head Coach: Julius Rubin

Tidewater Invitational Champions		
53-32	W	Naval Hospital
56-46	W	Oceana
46-49	L	East Carolina Teachers
39-25	W	Atlantic Christian
52-43	W	Little Creek
52-65	L	Norf. Naval Station
55-26	W	Edwards Military Inst.
43-48	L	Campbell
41-37	W	Navy Yard Appr.
48-51	L	Little Creek
36-31	W	St. Helena
44-51	L	Navy Yard Appr.
49-37	W	Oceana
52-40	W	Campbell
59-21	W	Edwards Military Inst.
35-53	L	Naval Station
41-42	L	East Carolina Teachers
49-54	L	Atlantic Christian
63-32	W	St. Helena
52-37	W	Naval Air Station*
51-32	W	Braxton Perkins*
53-35	W	Norf. Naval Station*

\*Tidewater Invitational

## 1947-48 (21-8)

Head Coach: Jack Callahan

71-45	W	Retraining Command
50-52	L	Amphibious Base
40-44	L	Naval Air Station
61-42	W	Naval Training Sta.
39-44	L	Naval Academy Plebes
43-41	W	American U. JV
59-40	W	NPN Apprentice
41-40	W	Naval Training Sta.
54-42	W	Amphibious Base
90-47	W	Retraining Command
40-49	L	Fort Eustis
55-51	W	East Carolina Teachers
29-41	L	William & Mary JV
44-37	W	Fort Eustis
46-43	W	NPN Apprentice
71-55	W	Navy Olympic
53-33	W	N.C. State JV
44-42	W	East Carolina Teachers
52-46	W	William & Mary JV
88-38	W	St. Helena
56-48	W	Newport News Region
71-47	W	St. Helena
74-49	W	USS Palace
15-81	L	Bluefield College*
83-56	W	Bethesda*
74-84	L	Cumberland*
56-37	W	Trojans+
50-56	L	Newport News Legion+
65-54	W	Little Creek+

\*Eastern Regional NSCAA  
+Tidewater Invitational (one score not available)

# YEAR-BY-YEAR RESULTS

## 1948-49 (11-5)

Head Coach: Bud Metheny  
 60-58 W Gridiron Club  
 74-44 W Naval Air Station  
 50-45 W Braxton Perkins  
 66-57 W Retraining Command  
 61-56 W Virginia Frosh  
 58-60 L Little Creek Amphib  
 64-34 W Richmond Prof. Inst.  
 56-49 W Richmond Frosh  
 81-56 W Richmond Frosh  
 74-46 W Retraining Command  
 74-68 W William & Mary Frosh  
 50-58 L Braxton Perkins  
 68-75 L NPN Apprentice  
 59-82 L Naval Receiving St.  
 79-70 W NPN Apprentice  
 62-76 L William & Mary Frosh

## 1949-50 (9-10)

Head Coach: Bud Metheny  
 47-45 W William & Mary Frosh  
 72-61 W NPN Apprentice  
 70-43 W Virginia Frosh  
 65-63 W Wake Forest Frosh  
 38-75 L N.C. State Frosh  
 65-59 W Richmond Frosh  
 50-45 W Richmond Prof. Inst.  
 48-64 L William & Mary Frosh  
 63-49 W NPN Apprentice  
 58-77 L N.C. State Frosh  
 67-64 W Richmond Prof. Inst.  
 63-67 L Richmond Frosh  
 44-65 L William & Mary Frosh  
 62-64 L Wake Forest Frosh  
 51-69 L North Carolina Frosh  
 56-53 W NPN Apprentice  
 65-67 L Maryland Frosh  
 49-72 L Navy Plebes  
 58-61 L NACA Langley Field

## 1950-51 (11-10)

Head Coach: Bud Metheny  
 54-49 W Naval Station  
 70-76 L William & Mary Frosh  
 67-79 L Duke Frosh  
 65-57 W NPN Apprentice  
 75-82 L N.C. State Frosh  
 71-72 L Va. Medical College  
 55-61 L Wake Forest Frosh  
 53-56 L William & Mary Frosh  
 94-66 W Va. Medical College  
 73-54 W Richmond Frosh  
 77-48 W Richmond Prof. Inst.  
 81-67 W North Carolina Frosh  
 54-55 L Wake Forest Frosh  
 75-64 W NPN Apprentice  
 45-71 L William & Mary Frosh  
 61-77 L Duke Frosh  
 54-88 L N.C. State Frosh  
 66-64 W Langley Field  
 68-52 W Richmond Frosh  
 91-48 W Richmond Prof. Inst.  
 66-63 W NPN Apprentice

## 1951-52 (12-13)

Head Coach: Bud Metheny  
 67-68 L Naval Rec. Station  
 84-29 W Chowan  
 64-76 L Naval Air Station  
 75-47 W Richmond Prof. Inst.  
 62-50 W Wake Forest JV  
 83-66 W NPN Apprentice  
 68-57 W William & Mary JV  
 65-70 L N.C. State JV  
 67-70 L Amphibious Base  
 48-70 L William & Mary JV  
 47-76 L Naval Air Station  
 81-68 W Richmond JV  
 59-45 W Richmond Prof. Inst.  
 80-42 W Chowan  
 78-44 W Va. Medical College  
 52-67 L N.C. State JV  
 68-66 W North Carolina JV  
 59-70 L Wake Forest JV  
 60-76 L NPN Apprentice  
 53-85 L Amphibious Base  
 64-80 L William & Mary JV  
 72-76 L Navy Plebes  
 82-75 W Va. Medical College

68-69 L Naval Rec. Station  
 66-65 W William & Mary JV

## 1952-53 (8-12)

Head Coach: Bud Metheny  
 66-67 L Naval Rec. Station  
 66-61 W NPN Apprentice  
 63-45 W Richmond JV  
 65-63 W William & Mary JV  
 67-63 W Chowan  
 52-57 L Navy Plebes  
 68-66 W William & Mary JV  
 77-87 L Virginia Frosh  
 83-92 L Va. Medical College  
 51-99 L N.C. State JV  
 89-65 W Richmond Prof. Inst.  
 84-64 W Va. Medical College  
 63-68 L William & Mary JV  
 61-101 L North Carolina JV  
 59-75 L North Carolina JV  
 71-83 L Chowan  
 67-76 L Naval Rec. Station  
 61-85 L NPN Apprentice  
 76-66 W Richmond JV  
 69-77 L Richmond Prof. Inst.

## 1953-54 (12-10)

Head Coach: Bud Metheny  
 53-65 L Norfolk Naval Base  
 68-57 W NPN Apprentice  
 57-52 W William & Mary Frosh  
 62-67 L Va. Medical College  
 65-61 W Chowan  
 66-71 L Richmond JV  
 84-64 W Richmond Prof. Inst.  
 59-56 W Virginia Frosh  
 60-57 W VMI JV  
 51-61 L N.C. State JV  
 48-57 L William & Mary Frosh  
 64-75 L Navy Plebes  
 82-77 W William & Mary Frosh  
 60-75 L N.C. State Frosh  
 67-109 L N.C. State Frosh  
 66-55 W Virginia Frosh  
 85-70 W Va. Medical College  
 76-82 L Duke Frosh  
 80-69 W Richmond Frosh  
 71-72 L Norfolk Naval Base  
 79-72 W Richmond Prof. Inst.  
 90-78 W NPN Apprentice

## 1954-55 (7-15)

Head Coach: Bud Metheny  
 64-69 L Virginia Frosh  
 65-58 W Va. Medical College  
 78-102 L William & Mary JV  
 92-66 W Chowan  
 79-68 W Richmond JV  
 68-91 L N.C. State JV  
 72-75 L Hampden-Sydney  
 50-85 L Wake Forest JV  
 80-84 L Richmond Prof. Inst.  
 50-51 L Richmond JV  
 75-71 W NPN Apprentice  
 51-75 L Navy Plebes  
 77-50 W Chowan  
 70-43 W Va. Medical College  
 67-77 L William & Mary Frosh  
 60-86 L Wake Forest Frosh  
 54-71 L N.C. State Frosh  
 65-68 L Virginia Frosh  
 49-69 L William & Mary Frosh  
 55-70 L NPN Apprentice  
 82-52 W Richmond Prof. Inst.  
 87-89 L Hampden-Sydney

## 1955-56 (8-12)

Head Coach: Bud Metheny  
 54-76 L Atlantic Christian  
 78-91 L Bridgewater  
 63-68 L Lynchburg  
 76-62 W Chowan  
 71-60 W Richmond Prof. Inst.  
 66-75 L Virginia Frosh  
 98-56 W Va. Medical College  
 54-72 L Hampden-Sydney  
 69-59 W NPN Apprentice  
 49-69 L Navy Plebes  
 76-66 W Richmond Prof. Inst.  
 66-85 L Roanoke

68-81 L Chowan  
 66-85 L Atlantic Christian  
 95-69 W Va. Medical College  
 78-65 W Randolph-Macon  
 70-80 L Shepherd  
 74-78 L Hampden-Sydney  
 83-90 L NPN Apprentice  
 93-88 W Virginia Frosh

## 1956-57 (11-10)

Head Coach: Bud Metheny  
 62-76 L Lynchburg  
 79-65 W Va. Medical College  
 78-70 W Bridgewater  
 52-75 L Hampden-Sydney  
 72-80 L Richmond Prof. Inst.  
 66-82 L Atlantic Christian  
 58-75 L Roanoke  
 78-70 W Shepherd  
 74-72 W NPN Apprentice  
 75-65 W Richmond Prof. Inst.  
 56-59 L Roanoke  
 72-68 W Towson State  
 40-90 L Navy Plebes  
 72-58 W Randolph-Macon  
 62-48 W Lynchburg  
 80-51 W Va. Medical College  
 65-111 L Atlantic Christian  
 65-61 W NPN Apprentice  
 69-63 W Hampden-Sydney  
 69-72 L American  
 67-79 L Baltimore

## 1957-58 (12-9)

Head Coach: Bud Metheny  
 64-89 L Atlantic Christian  
 52-73 L Randolph-Macon  
 66-84 L Catholic  
 80-66 W Baltimore  
 66-56 W Lynchburg  
 77-54 W Va. Medical College  
 55-68 L Hampden-Sydney  
 63-61 W Randolph-Macon  
 52-70 L NPN Apprentice  
 51-48 W Va. Medical College  
 79-65 W Richmond Prof. Inst.  
 69-63 W Towson State  
 51-70 L Navy Plebes  
 76-71 W Lynchburg  
 53-92 L Hampden-Sydney  
 57-65 W Richmond Prof. Inst.  
 85-78 W NPN Apprentice  
 76-66 W Roanoke  
 70-71 L Atlantic Christian  
 67-73 L Roanoke  
 75-55 W Bridgewater

## 1958-59 (15-8)

Head Coach: Bud Metheny  
 68-70 L Atlantic Christian  
 91-81 W Lynchburg  
 76-73 W Randolph-Macon  
 92-54 W NPN Apprentice  
 107-51 W Towson State  
 81-67 W Hampden-Sydney  
 78-59 W Atlantic Christian  
 71-87 L Emory & Henry  
 56-55 W Guilford  
 80-65 W Richmond Prof. Inst.  
 72-76 L Bridgewater  
 61-79 L Baltimore  
 65-73 L Navy Plebes  
 102-64 W Va. Medical College  
 95-62 W NPN Apprentice  
 73-77 L Lynchburg  
 101-96 W Emory & Henry  
 101-70 W Richmond Prof. Inst.  
 52-71 L Bridgewater  
 69-71 L Hampden-Sydney  
 70-64 W Randolph-Macon  
 77-55 W Roanoke  
 70-55 W Va. Medical College

## 1959-60 (12-6)

Head Coach: Bud Metheny  
 80-67 L Atlantic Christian  
 93-73 W Randolph-Macon  
 61-82 L Elon  
 91-89 W Lynchburg  
 65-82 L Catholic

78-73 W Va. Medical College  
 85-62 W Elon  
 83-93 L Hampden-Sydney  
 60-82 L Atlantic Christian  
 76-72 W Hampden-Sydney  
 69-77 L Bridgewater  
 79-68 W Guilford  
 97-62 W Lynchburg  
 101-70 W Guilford  
 75-50 W Randolph-Macon  
 81-72 W Richmond Prof. Inst.  
 82-75 W Bridgewater  
 83-66 W Richmond Prof. Inst.

## 1960-61 (16-4)

Head Coach: Bud Metheny  
 75-64 W at Richmond Prof. Inst.  
 67-45 W at Washington & Lee  
 83-62 W Hampden-Sydney  
 74-72 W at Guilford  
 92-72 W at Pembroke State  
 84-76 W Bridgewater  
 69-49 W at Va. Medical College  
 71-76 L at Catholic  
 64-62 W Elon\*  
 62-75 L at Atlantic Christian  
 99-79 W Guilford  
 59-87 L at Randolph-Macon  
 70-71 L at Roanoke  
 77-74 W Lynchburg  
 90-78 W at Hampden-Sydney  
 87-62 W Pembroke State  
 128-70 W Va. Medical College  
 70-53 W Richmond Prof. Inst.  
 99-73 W at Bridgewater  
 128-61 W Lynchburg

## 1961-62 (18-3)

Head Coach: Bud Metheny  
 95-79 W at Hampden-Sydney  
 87-74 W Baltimore  
 50-74 L at Randolph-Macon  
 82-84 L Hampden-Sydney  
 114-67 W Southeastern  
 77-63 W Va. Medical College  
 72-65 W Lynchburg  
 73-65 W at Baltimore  
 77-74 W at Richmond Prof. Inst.  
 58-71 L at Washington & Lee  
 82-71 W Roanoke  
 65-56 W Pembroke State  
 100-81 W Bridgewater  
 77-63 W Richmond Prof. Inst.  
 76-68 W Randolph-Macon  
 99-74 W at Southeastern#  
 77-69 W at Pembroke State  
 107-97 W at Lynchburg  
 94-88 W at Roanoke  
 76-69 W at Bridgewater  
 75-69 W Washington & Lee  
 #played at Ft. Meyers

## 1962-63 (13-13)

Head Coach: Bud Metheny  
 97-58 W at Lynchburg  
 77-76 W Pembroke State  
 73-64 W Washington & Lee  
 70-76 L at Loyola (MD.)  
 58-68 L Ohio Northern\*  
 68-79 L Belmont Abbey\*  
 64-57 W Atlantic Christian+  
 85-62 W Pembroke State+  
 45-59 L Sublant  
 86-84 W Hampden-Sydney  
 74-79 L Randolph-Macon  
 88-68 W at Bridgewater  
 70-74 L at Hampden-Sydney  
 76-85 L at Pembroke State  
 69-67 W at Washington & Lee  
 96-105 L at Atlantic Christian  
 108-72 W Roanoke  
 88-89 L Atlantic Christian  
 82-80 W Baltimore  
 102-82 W at Richmond Prof. Inst.  
 69-80 L at Randolph-Macon  
 102-67 W Bridgewater  
 78-90 L Richmond Prof. Inst.  
 74-47 W Lynchburg  
 77-87 L at Roanoke  
 72-90 L Hampden-Sydney#

# YEAR-BY-YEAR RESULTS

\* Quantico Christmas Trn.  
+Naval Station Xmas Trn.  
#Mason Dixon Trn.

## 1963-64 (13-10)

Head Coach: Bud Metheny

Nov. 30	75-79	L	at Loyola (MD.)
Dec. 3	89-96	L	at Atlantic Christian
Dec. 4	88-64	W	at Pembroke State
Dec. 7	86-63	W	Washington & Lee
Dec. 14	77-81	L	at Bridgewater
Dec. 26	82-111	L	Frederick *
Dec. 27	99-91	W	Philblant *
Jan. 7	74-83	L	at Richmond Prof. Int.
Jan. 9	78-72	W	at W. Maryland
Jan. 10	72-92	L	at Mt. St. Mary's
Jan. 14	80-76	W	Hampden-Sydney
Jan. 17	68-97	L	at Randolph-Macon
Jan. 18	75-63	W	at Washington & Lee
Jan. 25	72-73	L	Roanoke
Jan. 31	95-59	W	Lynchburg
Feb. 1	102-85	W	at Baltimore
Feb. 7	78-75	W	Bridgewater
Feb. 11	115-88	W	Richmond Prof. Int.
Feb. 14	68-66	W	at Lynchburg
Feb. 15	70-87	L	at Roanoke
Feb. 19	94-93	W	Randolph-Macon
Feb. 22	78-73	W	at Hampden-Sydney
Feb. 27	82-98	L	Catholic +

\* Naval Station Xmas Trn.  
+ Mason Dixon Tournament

## 1964-65 (10-13)

Head Coach: Bud Metheny

Dec. 1	98-108	L	Atlantic Christian
Dec. 2	99-84	W	Pembroke State
Dec. 4	102-68	W	Washington & Lee
Dec. 8	76-83	L	at Catholic
Dec. 9	71-89	L	at Loyola (MD.)
Dec. 11	82-101	L	at Richmond Prof. Int.
Dec. 15	61-83	L	Randolph-Macon
	102-76	W	Vint Hill Army *
	74-64	W	Hampden-Sydney *
	80-78	W	Walter Reed Army *
Jan. 5	88-76	W	Richmond Prof. Int.
Jan. 8	64-92	L	at Mt. St. Mary's
Jan. 9	72-68	W	at Bridgewater
Jan. 12	75-79	L	at Hampden-Sydney
Jan. 15	57-76	L	at Randolph-Macon
Jan. 29	86-68	W	Lynchburg
Jan. 30	84-89	L	Roanoke
Feb. 5	104-84	W	Bridgewater
Feb. 6	94-86	W	Baltimore
Feb. 9	85-95	L	at Washington & Lee
Feb. 10	67-73	L	at Lynchburg
Feb. 13	86-102	L	Hampden-Sydney
Feb. 16	72-90	L	at Roanoke

\* Amphibious Xmas Trn. (Norfolk)

## 1965-66 (7-17)

Head Coach: Sonny Allen

Dec. 1	94-112	L	at American
Dec. 3	102-82	W	Washington & Lee
Dec. 4	98-64	W	Loyola (MD.)
Dec. 7	103-71	W	at Towson State
Dec. 10	106-82	W	Lynchburg
Dec. 11	89-95	L	Hampden-Sydney
Dec. 13	88-105	L	at Roanoke
Dec. 16	104-105	L	Atlantic Christian
Dec. 20	86-82	W	Norfolk State *
Dec. 28	85-78	L	Hampden-Sydney #
Dec. 29	67-80	L	Elizabeth City #
Dec. 30	68-67	W	Loyola (MD.) #
Jan. 5	82-88	L	Richmond Prof. Int.
Jan. 7	83-87	L	Bridgewater
Jan. 10	108-119	L	at Hampden-Sydney (3 ot)
Jan. 13	74-76	L	at Randolph-Macon
Jan. 14	78-83	L	Catholic
Jan. 28	61-67	L	at Lynchburg
Feb. 3	124-95	W	Richmond Prof. Int.
Feb. 5	78-91	L	Mt. St. Mary's
Feb. 11	92-104	L	at Bridgewater (ot)
Feb. 14	86-91	L	Roanoke
Feb. 16	84-90	L	Randolph-Macon
Feb. 18	60-80	L	at Baltimore

\* Amphibious Tournament  
# Ft. Eustis Tournament

## 1966-67 (14-12)

Head Coach: Sonny Allen

Dec. 3	85-74	W	at Richmond Prof. Inst.
Dec. 6	86-78	W	at Catholic U.
Dec. 9	96-83	W	Lynchburg
Dec. 10	106-61	W	Towson State
Dec. 12	94-102	L	at American
Dec. 14	78-70	W	at The Citadel
Dec. 17	87-88	L	at Loyola (MD.)
Dec. 19	86-111	L	at Atlantic Christian *
Dec. 20	94-78	W	Campbell *
Dec. 28	103-105	L	at Marshall
Jan. 4	88-86	W	Richmond Prof. Inst.
Jan. 7	95-85	W	Roanoke
Jan. 9	100-92	W	at Hampden-Sydney
Jan. 11	82-74	W	Randolph-Macon
Jan. 14	88-90	L	at East Carolina
Jan. 30	94-108	L	American
Feb. 4	75-74	W	at Mt. St. Mary's
Feb. 10	87-97	L	Frederick
Feb. 13	79-80	L	at Roanoke
Feb. 16	75-94	L	at Washington & Lee
Feb. 18	81-68	W	at Baltimore
Feb. 20	103-90	W	Hampden-Sydney
Feb. 22	101-115	L	at Philadelphia Textile
Feb. 25	75-80	L	at Randolph-Macon
Mar. 2	102-53	W	Baltimore #
Mar. 3	68-74	L	Bridgewater #

\* Atlantic Christian Inv.  
# Mason Dixon Tournament in Washington, DC.

## 1967-68 (19-7)

Head Coach: Sonny Allen

Dec 1	71-86	L	at Frederick
Dec. 5	94-90	W	at East Carolina
Dec. 8	122-100	W	at Baltimore
Dec. 12	114-87	W	Loyola (Md.)
Dec. 14	97-79	W	at Richmond Prof. Inst.
Dec. 16	88-96	L	at VMI
Dec. 27	106-73	W	Bluefield*
Dec. 28	120-106	W	Hampton*
Dec. 29	82-64	W	Virginia State*
Jan 3	92-85	W	Catholic
Jan. 6	85-74	W	Roanoke
Jan. 9	95-78	W	Hampden-Sydney
Jan. 10	113-76	W	at Randolph-Macon
Jan. 13	88-105	L	at Philadelphia College
Jan. 26	91-85	W	at Lynchburg
Jan. 31	81-78	W	American
Feb. 3	131-76	W	Mt. St. Mary's
Feb. 5	84-96	L	Frederick
Feb. 7	109-70	W	Randolph-Macon
Feb. 9	78-70	W	Washington & Lee
Feb. 14	152-110	W	Richmond Prof. Inst.
Feb. 20	105-99	W	at Hampden-Sydney
Feb. 24	92-98	L	at Roanoke
Feb. 27	91-131	L	at Marshall
Feb. 29	93-86	W	Baltimore +
Mar. 1	78-82	L	Catholic +

+Mason Dixon Trn.  
\*Fort Eustis Tournament

## 1968-69 (21-10)

Head Coach: Sonny Allen

Dec. 2	75-95	L	at St. Francis (PA.)
Dec. 7	85-95	L	at Georgia
Dec. 10	83-72	W	at Buffalo
Dec. 11	88-92	L	at Gannon
Dec. 14	75-74	W	at East Carolina
Dec. 16	70-72	L	at Xavier (Ohio)
Dec. 20	84-77	W	Roanoke *
Dec. 27	100-83	W	West Virginia St. *
Dec. 28	119-66	W	Roanoke *
Dec. 29	79-72	W	Catawaba *
Jan. 4	80-57	W	at Catholic
Jan. 6	75-64	W	at American
Jan. 8	109-75	W	Randolph-Macon
Jan. 10	109-67	W	at Hampden-Sydney
Jan. 11	85-74	W	at Roanoke
Jan. 22	65-76	L	at Randolph-Macon
Jan. 27	93-96	L	at VMI
Jan. 29	93-76	W	Philadelphia Textile
Feb. 3	72-91	L	at Long Island
Feb. 5	101-69	W	Va. Commonwealth
Feb. 8	92-62	W	Baltimore
Feb. 11	80-65	W	at William & Mary
Feb. 14	82-74	W	at Loyola (MD.)
Feb. 15	68-74	L	at Mt. St. Mary's
Feb. 18	79-61	W	Hampden-Sydney

Feb. 22	84-69	W	at Navy
Feb. 27	75-57	W	Towson State +
Feb. 28	82-74	W	Mt. St. Mary's +
Mar. 1	99-90	W	Baltimore +
Mar. 7	60-68	L	Oglethorpe #
Mar. 8	102-113	L	Norfolk State #

\* Fort Eustis Invitational  
+ Mason Dixon Tournament in Ashland, VA.  
# NCAA South Atlantic Regional

## 1969-70 (21-7)

Head Coach: Sonny Allen

Dec. 1	83-72	W	at St. Francis (PA.)
Dec. 6	73-81	L	Manhattan
Dec. 10	93-82	W	at VCU
Dec. 15	89-76	W	at Xavier (Ohio)
Dec. 18	81-78	W	Loyola (MD.)
Dec. 20	66-63	W	Long Island
Jan. 3	99-95	W	Georgia Southern
Jan. 5	94-72	W	VMI
Jan. 8	64-58	W	at Randolph-Macon
Jan. 10	108-82	W	Hampden-Sydney
Jan. 21	94-90	W	VCU
Jan. 24	92-84	W	American
Jan. 27	95-92	W	at Southern Miss.
Jan. 29	90-55	W	at VMI
Jan. 31	88-78	W	Roanoke
Feb. 4	95-88	W	at Baltimore
Feb. 7	85-74	W	Catholic
Feb. 9	67-92	L	at East Carolina
Feb. 11	90-79	W	at Washington & Lee
Feb. 12	62-55	W	Randolph-Macon
Feb. 14	61-59	W	Mt. St. Mary's
Feb. 16	80-89	L	at William & Mary
Feb. 17	88-75	W	at Hampden-Sydney
Feb. 21	91-101	L	at Roanoke
Feb. 23	112-123	L	Norfolk State
Feb. 25	80-111	L	at Philadelphia Textile
	79-96	L	at Georgia Southern *
Mar. 7	93-90	W	Mt. St. Mary's *

\* NCAA S. Atlantic Regional at Georgia Southern

## 1970-71 (21-9)

Head Coach: Sonny Allen

NCAA Division II Finalist			
Dec. 3	82-96	L	at Western Kentucky
Dec. 5	84-60	W	Washington & Lee
Dec. 7	94-85	W	at VMI
Dec. 12	85-87	L	Roanoke
Dec. 14	58-62	L	at Long Island
Dec. 17	98-90	W	at Norfolk State
Dec. 19	71-66	W	East Carolina
Dec. 29	91-76	W	Tulane *
Dec. 30	89-76	W	Auburn *
Jan. 2	79-82	L	Campbell
Jan. 6	109-105	W	St. Francis (PA.)
Jan. 11	102-97	W	Norfolk State
Jan. 13	90-82	W	at East Carolina
Jan. 23	95-54	W	VMI
Jan. 26	87-86	W	at Randolph-Macon
Jan. 28	96-76	W	at Georgia Southern
Feb. 1	75-97	L	at American
Feb. 5	121-80	W	Southern Mississippi
Feb. 8	90-82	W	at Catholic
Feb. 10	71-79	L	VCU
Feb. 13	96-108	L	at Cincinnati
Feb. 15	76-65	W	Philadelphia Textile
Feb. 20	96-103	L	at Roanoke
Feb. 25	99-89	W	Mt. St. Mary's
Feb. 27	98-85	W	at VCU
Mar. 12	89-65	W	Stetson +
Mar. 13	102-97	W	Norfolk State +
Mar. 17	81-80	W	Puget Sound #
Mar. 18	97-83	W	Kentucky Wesleyan #
Mar. 19	82-97	L	at Evansville #

## 1971-72 (14-10)

Head Coach: Sonny Allen

Dec. 1	88-91	L	at St. Francis (PA.)
Dec. 4	91-74	W	Baptist
Dec. 6	80-86	L	at Western Kentucky
Dec. 9	119-122	L	Norfolk State (ot)
Dec. 13	88-90	L	at Xavier (Ohio)
Dec. 18	98-101	L	Georgia Southern
Dec. 28	114-86	W	Rice *
Dec. 29	86-88	L	Indiana *
Jan. 3	111-73	W	Campbell
Jan. 6	95-73	W	Catholic
Jan. 8	88-86	W	at Roanoke

Jan. 10	96-84	W	at VMI
Jan. 14	99-68	W	Madison
Jan. 22	86-99	L	at Kentucky Wesleyan
Jan. 27	81-84	L	at Biscayne
Jan. 29	92-109	L	at Georgia Southern
Feb. 3	103-82	W	at Southern Mississippi
Feb. 11	105-101	W	Norfolk State (ot)
Feb. 14	81-67	W	at Philadelphia Textiles
Feb. 17	92-79	W	at East Carolina
Feb. 19	120-78	W	Mt. St. Mary's
Feb. 22	100-95	W	Randolph-Macon (2 ot)
Feb. 26	80-95	L	Roanoke
Mar. 4	104-78	W	Long Island

\* Kiwanis ODU Classic

## 1972-73 (19-9)

Head Coach: Sonny Allen

NCAA Regional Finalist

Nov. 27	106-131	L	at Western Kentucky
Nov. 30	83-82	W	at Mt. St. Mary's
Dec. 4	90-92	L	Biscayne
Dec. 7	86-93	L	at Charleston Baptist
Dec. 9	104-91	W	at Georgia Southern
Dec. 13	69-55	W	Madison
Dec. 16	68-63	W	Roanoke
Dec. 18	74-88	L	at Norfolk State
Dec. 28	80-81	L	Virginia Tech *
Dec. 29	73-77	L	Navy *
Jan. 3	99-86	W	Campbell
Jan. 6	83-75	W	at Delaware
Jan. 13	77-72	W	at Dayton
Jan. 15	79-76	W	at Xavier (Ohio)
Jan. 20	74-68	W	at Washington & Lee
Jan. 27	89-97	L	at South Florida
Jan. 30	125-112	W	Kentucky Wesleyan
Feb. 3	110-88	W	Southern Mississippi
Feb. 7	97-96	W	Norfolk State
Feb. 10	83-101	L	at Roanoke
Feb. 13	112-94	W	St. Francis (PA.)
Feb. 17	72-56	W	VMI
Feb. 19	74-68	W	at Randolph-Macon
Feb. 20	67-53	W	East Carolina
Feb. 26	67-49	W	at Madison
Feb. 28	81-72	W	Philadelphia Textiles
Mar. 6	80-74	W	Fayetteville State #
	87-88	L	at Roanoke (ot) #

\* Kiwanis ODU Classic

# NCAA S. Atlantic Regional in Roanoke, VA.

# YEAR-BY-YEAR RESULTS

Dec. 19 84-72 W Evansville  
 Dec. 27 80-67 W Columbia \*  
 Dec. 28 84-73 W California-Berkeley\*  
 Jan. 4 61-55 W at William & Mary  
 Jan. 8 69-75 L at George Washington  
 Jan. 11 101-79 W Bloomsburg State  
 Jan. 15 89-54 W Madison  
 Jan. 18 80-63 W Marshall  
 Jan. 23 86-92 L at South Florida  
 Jan. 25 69-71 L at Florida Southern  
 Jan. 28 69-71 L East Carolina %  
 Feb. 1 120-87 W Kentucky Wesleyan  
 Feb. 3 86-74 W Atlantic Christian  
 Feb. 6 92-64 W at Washington & Lee  
 Feb. 8 81-62 W Catholic  
 Feb. 10 107-67 W at Roanoke  
 Feb. 15 86-69 W at VMI  
 Feb. 17 86-85 (2ot)W at Randolph-Macon  
 Feb. 20 94-84 W Charleston Baptist  
 Feb. 26 104-77 W Philadelphia Textile  
 March 1 103-89 W at Georgia Southern  
 Mar. 7 95-72 W Baltimore#  
 Mar. 8 83-76 W Randolph-Macon#  
 Mar. 12 78-62 W North Dakota \*\*  
 Mar. 13 77-60 W Tennessee State \*\*  
 Mar. 14 76-74 W New Orleans \*\*  
 \*\* NCAA Nationals in Evansville, IN.  
 # NCAA So. Atlantic Regional at ODU  
 % at Scope \* Kiwanis ODU Classic(Scope)

**1975-76 (19-12)**  
 Head Coach: Paul Webb  
 NCAA Div. II Final Four  
 Nov. 29 79-48 W Belmont Abbey  
 Dec. 1 73-78 L at Austin Peay  
 Dec. 4 76-77 L South Florida  
 Dec. 8 76-84 L at Western Kentucky  
 Dec. 10 59-56 W Randolph-Macon  
 Dec. 18 85-83 W Georgia Southern  
 Dec. 20 91-116 L at Nevada-Las Vegas  
 Dec. 22 74-88 L at Arizona  
 Dec. 29 88-77 W Cornell \*  
 Dec. 30 77-80 L Brigham Young \*  
 Jan. 7 95-70 W at East Carolina  
 Jan. 10 79-91 L at Dayton  
 Jan. 13 77-73 W William & Mary  
 Jan. 15 72-70 W VMI  
 Jan. 22 83-88 L at Roanoke (ot)  
 Jan. 24 120-93 W Campbell  
 Jan. 28 87-83 W at Madison (ot)  
 Jan. 31 76-71 W at Marshall  
 Feb. 5 61-74 L at William & Mary  
 Feb. 7 78-66 W Washington & Lee  
 Feb. 14 111-74 W Charleston Baptist  
 Feb. 21 98-82 W Roanoke  
 Feb. 25 103-75 W St. Francis (PA.)  
 Feb. 28 58-74 L at Philadelphia Textile  
 Mar. 1 95-73 W Florida Southern  
 Mar. 6 85-82 W at Georgia Southern  
 Mar. 11 86-77 W Madison +  
 Mar. 12 73-58 W Baltimore +  
 Mar. 15 90-85 W Cheyney State #  
 Mar. 18 78-83 L Puget Sound %  
 Mar. 19 74-78 L Eastern Illinois %  
 \* Kiwanis ODU Classic  
 + S. Atlantic Regional at ODU  
 # NCAA II Quarters at ODU % NCAA II Final Four at Evansville, IN.

**1976-77 (25-4)**  
 Head Coach: Paul Webb  
 ECAC South Champions  
 Dec. 1 110-71 W Atlantic Christian  
 Dec. 4 113-47 W Delaware State  
 Dec. 6 76-81 L at Austin Peay (ot)  
 Dec. 8 113-69 W Roanoke  
 Dec. 11 60-62 L at VMI  
 Dec. 28 95-70 W Dartmouth \*  
 Dec. 29 82-78 W Mississippi State\*  
 Jan. 6 83-82 W at Georgia Southern (ot)  
 Jan. 8 70-56 W at Georgia State  
 Jan. 12 96-79 W at Western Carolina  
 Jan. 15 87-66 W Rider  
 Jan. 17 85-58 W Western Carolina  
 Jan. 19 108-80 W at Maine  
 Jan. 22 101-90 W Ga. Southern  
 Jan. 26 86-74 W at East Carolina  
 Jan. 29 105-87 W Marshall  
 Jan. 31 77-68 W Austin Peay  
 Feb. 2 103-69 W at St. Francis (PA)

Feb. 5 73-71 W at William & Mary  
 Feb. 7 87-78 W East Carolina  
 Feb. 9 109-55 W Baptist  
 Feb. 12 71-63 W at Virginia  
 Feb. 19 101-80 W at Roanoke  
 Feb. 21 82-68 W William & Mary  
 Feb. 26 97-77 W Madison  
 Feb. 28 79-72 W at Stetson  
 Mar. 2 80-58 W at Georgetown #  
 Mar. 5 64-67 L Syracuse %  
 Mar. 9 68-71 L Villanova +  
 \* Kiwanis ODU Classic  
 # ECAC South Final  
 % ECAC North-South Final  
 + NIT at Scope

**1977-78 (11-15)**  
 Head Coach: Paul Webb  
 Nov. 25 90-82 W Niagara \*  
 Nov. 26 75-81 L at St. John's \*  
 Nov. 30 67-75 L Belmont Abbey  
 Dec. 3 67-86 L Virginia  
 Dec. 7 85-67 W Austin Peay  
 Dec. 10 66-72 L Navy  
 Dec. 17 67-73 L at VCU  
 Dec. 20 116-99 W at Tulane  
 Dec. 29 68-71 L New Hampshire +  
 Dec. 30 86-78 W Southern Methodist +  
 Jan. 7 104-112 L at Georgia Southern  
 Jan. 11 81-82 L at Richmond  
 Jan. 16 61-55 W Baptist  
 Jan. 18 76-74 W at Boston U.  
 Jan. 21 68-71 L Georgia State  
 Jan. 25 60-69 L VMI  
 Jan. 28 64-63 W William & Mary  
 Jan. 31 112-81 W at East Carolina  
 Feb. 4 92-65 W Robert Morris  
 Feb. 8 65-73 L at James Madison  
 Feb. 11 79-73 W Georgia Southern  
 Feb. 14 72-78 L East Carolina  
 Feb. 16 78-70 W Richmond  
 Feb. 18 73-78 L at St. Francis (Pa.)  
 Feb. 22 72-73 L VCU (Hampton Co.)  
 Feb. 25 64-75 L at William & Mary  
 \* Joe Lapchick Trn. at St. John's  
 + Kiwanis ODU Classic

**1978-79 (23-7)**  
 Head Coach: Paul Webb  
 NIT Quarterfinals  
 Nov. 29 98-78 W George Mason  
 Dec. 2 65-61 W at Virginia  
 Dec. 6 90-60 W Baptist  
 Dec. 9 87-70 W St. Bonaventure  
 Dec. 16 88-91 L Va. Tech  
 Dec. 19 65-68 L at Austin Peay (ot)  
 Dec. 29 100-92 W Richmond \*  
 Dec. 30 70-68 W at VCU \*  
 Jan. 5 88-76 W Bucknell+  
 Jan. 6 80-76 W Florida State (2 ot) +  
 Jan. 10 94-81 W Norfolk State  
 Jan. 13 85-67 W at Florida Southern  
 Jan. 17 87-95 L VCU  
 Jan. 20 48-42 W William & Mary  
 Jan. 24 75-62 W James Madison  
 Jan. 27 65-62 W at Navy  
 Jan. 31 90-72 W Boston U.  
 Feb. 3 90-85 W at East Carolina (2 ot)  
 Feb. 5 97-94 W Stetson  
 Feb. 7 85-91 L at Va. Tech  
 Feb. 13 102-57 W Southeastern  
 Feb. 15 72-71 W at VCU (ot)  
 Feb. 17 91-76 W Maine  
 Feb. 19 84-99 L East Carolina  
 Feb. 21 72-70 W St. Francis (PA.)  
 Feb. 24 57-56 W at William & Mary  
 Mar. 2 52-73 L Georgetown #  
 Mar. 7 83-81 W Wagner \*  
 Mar. 12 61-59 W at Clemson (2 ot) %  
 Mar. 15 59-67 L at Purdue %  
 \* Richmond Times Dispatch Trn. # ECAC  
 Finals % NIT games + Kiwanis ODU Classic

**1979-80 (25-5)**  
 Head Coach: Paul Webb  
 ECAC South Champions  
 Nov. 19 76-74 W Soviet Union (ot) exh.  
 Dec. 1 102-82 W Delaware State  
 Dec. 5 98-59 W Virginia State  
 Dec. 8 75-55 W UNC-Wilmington

Dec. 15 96-62 W Georgia Southern  
 Dec. 18 70-65 W at East Carolina  
 Dec. 28 90-84 W Richmond +  
 Dec. 29 58-79 L Virginia +  
 Jan. 4 94-81 W Vermont #  
 Jan. 5 51-52 L St. Joseph's #  
 Jan. 8 63-77 L at Rhode Island  
 Jan. 10 67-58 W at Georgia Southern  
 Jan. 12 58-44 W Navy  
 Jan. 16 60-57 W Norfolk State  
 Jan. 19 68-67 W Syracuse  
 Jan. 22 68-64 W at VCU  
 Jan. 24 65-60 W Duquesne  
 Jan. 26 60-51 W William & Mary  
 Jan. 29 52-44 W James Madison  
 Jan. 31 71-64 W at Georgia Southern  
 Feb. 2 76-75 W VCU  
 Feb. 4 66-64 W at Stetson  
 Feb. 9 83-63 W at James Madison  
 Feb. 12 104-73 W George Mason  
 Feb. 16 72-84 L at St. Bonaventure  
 Feb. 20 89-75 W East Carolina  
 Feb. 23 71-69 W at William & Mary (ot)  
 Feb. 27 112-59 W Catholic %  
 Feb. 28 75-59 W William & Mary %  
 Mar. 1 62-51 W Navy (ot) %  
 Mar. 7 74-87 L UCLA \*  
 + Richmond Times Dispatch  
 # Kiwanis ODU Classic  
 % ECAC South Tournament in Hampton, VA.  
 \* NCAA West Regional at Arizona State.

**1980-81 (18-10)**  
 Head Coach: Paul Webb  
 Nov. 4 92-78 W Poland (exh.)  
 Dec. 3 75-50 W Texas Wesleyan  
 Dec. 6 80-63 W Norfolk State  
 Dec. 9 73-70 W at Duquesne  
 Dec. 13 56-65 L VCU  
 Dec. 19 63-71 L Alabama \*  
 Dec. 20 72-71 W at Santa Clara \*  
 Dec. 29 71-64 W Richmond +  
 Dec. 30 44-61 L at VCU +  
 Jan. 2 92-58 W Columbia %  
 Jan. 3 75-79 L American %  
 Jan. 8 89-76 W at Richmond  
 Jan. 10 63-62 W at DePaul  
 Jan. 14 78-71 W at Boston U.  
 Jan. 17 54-59 L Rhode Island  
 Jan. 21 65-63 W at James Madison (2 ot)  
 Jan. 24 76-51 W William and Mary  
 Jan. 26 75-65 W Stetson  
 Jan. 28 76-67 W East Carolina  
 Jan. 30 58-71 L Syracuse  
 Feb. 4 66-51 W George Mason  
 Feb. 7 82-80 W Richmond (ot)  
 Feb. 10 64-65 L at VCU  
 Feb. 14 72-63 W at Navy  
 Feb. 18 65-73 L James Madison  
 Feb. 21 60-59 W at William & Mary  
 Feb. 24 96-61 W Georgia State  
 77-81 L Richmond #  
 Mar. 11 60-74 L Georgia \*\*  
 \* Cable Car Classic in Santa Clara, CA.  
 + Richmond Times Dispatch Trn.  
 # Kiwanis ODU Classic  
 % ECAC South Trn. in Hampton, VA.  
 \*\* NIT at Georgia, Athens, GA.

**1981-82 (18-12)**  
 Head Coach: Paul Webb  
 ECAC South Champions  
 Nov. 23 88-76 W Belgrade-Red Star (exh.)  
 Dec. 1 84-57 W Maryland-Eastern Shore  
 Dec. 3 76-61 W Norfolk State  
 Dec. 5 62-56 W at Rhode Island  
 Dec. 9 70-75 L Marquette (ot)  
 Dec. 12 72-100 L at Virginia Tech  
 Dec. 19 77-78 L at Dayton (ot)  
 Dec. 22 55-61 L at VCU  
 Jan. 4 93-65 W Howard  
 Jan. 8 70-47 W Colgate \*  
 Jan. 9 72-61 W Wagner \*  
 Jan. 13 88-51 W at VMI  
 Jan. 16 60-70 L DePaul  
 Jan. 20 48-60 L at James Madison  
 Jan. 23 59-60 L at William & Mary (ot)  
 Jan. 25 75-79 L Duquesne  
 Jan. 27 71-63 W George Mason  
 Jan. 30 61-58 W VCU

Feb. 1 71-61 W Boston U.  
 Feb. 3 80-57 W Richmond  
 Feb. 6 63-69 L at St. Joseph's  
 Feb. 10 80-73 W at East Carolina  
 Feb. 13 81-55 W Navy  
 Feb. 17 66-45 W William & Mary  
 Feb. 20 68-66 W at Stetson  
 Feb. 22 62-63 L at Richmond  
 Feb. 27 41-43 L James Madison  
 Mar. 4 70-62 W George Mason %  
 Mar. 5 77-69 W Richmond %  
 Mar. 6 58-57 W James Madison%  
 Mar. 11 57-74 L Wake Forest +  
 \* Kiwanis ODU Classic  
 % ECAC South Trn. in Scope  
 + NCAA E. Regional in Charlotte, NC.

**1982-83 (19-10/12-2)**  
 Head Coach: Paul Webb  
 Sun Belt Season-Co Champion  
 Nov. 23 62-63 L France (exh.)  
 Dec. 7 71-45 W VMI  
 Dec. 11 75-66 W Western Kentucky %  
 Dec. 22 78-58 W UNC Charlotte %  
 Dec. 29 90-85 W at VCU \*\*  
 Dec. 30 59-75 L Virginia \*  
 Jan. 5 61-59 W at Western Kentucky %  
 Jan. 8 99-81 W Rhode Island  
 Jan. 11 67-62 W VCU (in Hampton) %  
 Jan. 13 62-59 W South Alabama %  
 Jan. 15 52-63 L at James Madison  
 Jan. 18 70-71 L Richmond  
 Jan. 20 60-71 L at UAB %  
 Jan. 22 50-56 L William & Mary  
 Jan. 26 69-64 W at Jacksonville %  
 Jan. 29 80-77 W at South Florida %  
 Jan. 31 58-43 W James Madison  
 Feb. 2 67-87 L at Maryland  
 Feb. 5 71-58 W Jacksonville %  
 Feb. 8 50-53 L at Marquette  
 Feb. 10 72-80 L at UNC Charlotte %  
 Feb. 12 43-42 W at William & Mary  
 Feb. 15 76-73 W Virginia Tech  
 Feb. 17 77-76 W at South Alabama %  
 Feb. 19 61-53 W Dayton  
 Feb. 21 82-74 W South Florida %  
 Feb. 26 66-52 W Richmond  
 Feb. 27 84-57 W UAB %  
 Mar. 4 59-63 L Jacksonville #  
 Mar. 16 90-100 L at South Carolina \*\*  
 + Richmond Times Dispatch  
 % Sun Belt Conf. Games  
 # Sun Belt Tournament in Birmingham, AL.  
 \*\* NIT at South Carolina

**1983-84 (19-12/9-5)**  
 Head Coach: Paul Webb  
 Sun Belt Finalist  
 86-78 W Czechoslovakia (exh.)  
 105-82 W Delaware State  
 80-62 W Fairleigh Dickinson  
 73-57 W William & Mary  
 73-83 L at UAB %  
 82-65 W at VMI  
 79-65 W Maryland-E. Shore  
 75-68 W Western Kentucky %  
 51-83 L VCU \*  
 62-86 L Virginia Tech \*  
 57-71 L at South Florida %  
 79-71 W at Jacksonville %  
 84-64 W Howard  
 61-58 W James Madison  
 88-75 W South Alabama %  
 73-75 L at UNC Charlotte %  
 58-69 L Maryland  
 82-87 L at South Alabama %  
 56-54 W VCU (ot) %  
 67-68 L at James Madison (ot)  
 79-71 W UNC Charlotte %  
 67-70 L at Western Kentucky %  
 57-55 W South Florida %  
 62-55 W Jacksonville %  
 76-55 W UAB %  
 71-55 W at William & Mary  
 57-55 W at VCU %  
 79-58 W Jacksonville #  
 78-72 W Western Kentucky #  
 60-62 L at UAB #  
 63-64 L at Dayton  
 62-67 L at Notre Dame +

# YEAR-BY-YEAR RESULTS

\* Richmond Times Dispatch  
% Sun Belt Games  
# Sun Belt Trn. in Birmingham, AL.  
+ NIT at Notre Dame

## 1984-85 (19-12/9-5)

Head Coach: Paul Webb

Sun Belt Finalist

Nov. 17 67-60 W Yugoslavia (Exh.)  
Nov. 24 76-102 L at Va. Tech  
Nov. 28 56-50 W VMI  
Nov. 30 107-72 W SC-Aiken  
Dec. 5 87-63 W St. Joseph's  
Dec. 8 62-57 W at William & Mary  
Dec. 15 66-57 W James Madison  
Dec. 27 66-77 L at St. John's \*  
Dec. 29 82-80 W Rutgers \*  
Jan. 2 86-84 W at South Alabama %  
Jan. 5 67-73 L at Western Kentucky %  
Jan. 8 68-80 L at James Madison  
Jan. 10 86-60 W UNC Charlotte %  
Jan. 12 84-76 W Western Kentucky %  
Jan. 14 58-64 L at DePaul  
Jan. 17 74-62 W South Florida %  
Jan. 24 55-56 L UAB %  
Jan. 26 86-74 W South Alabama %  
Jan. 31 59-58 W at UAB %  
Feb. 2 78-79 L Jacksonville (ot) %  
Feb. 4 75-87 L at Maryland  
Feb. 7 75-73 W at South Florida %  
Feb. 9 67-65 W at Jacksonville %  
Feb. 14 80-64 W at UNC Charlotte %  
Feb. 16 71-90 L at VCU %  
Feb. 18 91-82 W Dayton  
Feb. 20 72-58 W William & Mary  
Feb. 25 66-78 L VCU %  
Mar. 1 84-66 W South Alabama #  
Mar. 2 68-67 W UAB #  
Mar. 3 82-87 L VCU #  
Mar. 14 68-75 L Southern Methodist \*\*

\* ECAC Holiday Festival, New York, NY.

% Sun Belt Games

# Sun Belt Trn. in Hampton, VA.

\*\* NCAA East Regional in Hartford, CT.

## 1985-86 (23-8/11-3)

Head Coach: Tom Young

Sun Belt Regular Season Champs

Nov. 23 81-62 W Czechoslovakia (exh.)  
Nov. 27 78-54 W Randolph-Macon  
Nov. 30 76-90 L Va. Tech  
Dec. 6-8 93-46 W Rider  
Dec. 14 57-50 W James Madison  
Dec. 17 86-96 L at Georgia Tech  
Dec. 20 61-78 L Virginia \*  
Dec. 21 67-55 W at VCU \*  
Dec. 28 62-59 W at Western Kentucky %  
Jan. 4 51-66 L at UAB %  
Jan. 13 94-87 W at UNC Charlotte %  
Jan. 15 75-44 W at William & Mary  
Jan. 18 50-49 W VCU %  
Jan. 20 75-57 W at South Alabama %  
Jan. 23 47-43 W South Florida %  
Jan. 25 64-56 W Jacksonville %  
Jan. 27 62-59 W at Richmond  
Jan. 30 58-71 L UAB %  
Feb. 1 88-70 W UNC Charlotte %  
Feb. 3 59-53 W at James Madison  
Feb. 6 74-61 W Western Kentucky %  
Feb. 8 54-52 W South Alabama %  
Feb. 11 66-53 W DePaul  
Feb. 13 61-56 W at VCU %  
Feb. 15 51-69 L at Jacksonville %  
Feb. 17 64-57 W at South Florida %  
Feb. 20 58-47 W William & Mary  
Feb. 22 75-51 W Central Conn. State  
Feb. 27 76-67 W UNC Charlotte +  
Feb. 28 61-67 L Jacksonville +  
Mar. 13 72-64 W West Virginia #  
Mar. 15 61-89 L Duke #

\* Richmond Times Dispatch

% Sun Belt Games

+ Sun Belt Tournament in Birmingham, AL.

# NCAA East Regional in Greensboro, NC.

## 1986-87 (6-22/1-13)

Head Coach: Tom Young

Nov. 25 78-76 W Yugoslavia-Bosna (exh.)  
Nov. 29 86-66 W Virginia Tech  
Dec. 4 66-75 L Middle Tenn. State

Dec. 6 56-54 W William & Mary  
Dec. 14 69-71 L at James Madison  
Dec. 17 64-70 L Long Island  
Dec. 20 61-72 L at DePaul  
Dec. 22 62-56 W Richmond  
Dec. 27 83-103 L at Nevada-Las Vegas +  
Dec. 29 71-79 L Idaho State +  
Jan. 3 52-68 L at South Florida %  
Jan. 5 60-64 L at UAB %  
Jan. 8 64-77 L VCU %  
Jan. 10 57-74 L at UNC Charlotte %  
Jan. 12 64-81 L Georgia Tech  
Jan. 14 66-78 L at Missouri  
Jan. 17 71-89 L Jacksonville %  
Jan. 19 77-82 L South Alabama %  
Jan. 24 87-73 W Maryland  
Jan. 28 60-56 W at William & Mary  
Jan. 31 70-72 L UAB %  
Feb. 3 53-94 L at Western Kentucky %  
Feb. 7 63-52 W South Florida %  
Feb. 9 63-65 L at South Alabama %  
Feb. 12 59-75 L Western Kentucky %  
Feb. 14 66-78 L at VCU %  
Feb. 16 65-83 L UNC Charlotte %  
Feb. 21 66-71 L at Jacksonville %  
Feb. 26 58-60 L at Western Kentucky \*  
+ Bud Light UNLV Classic

\* Sun Belt Trn. in Bowling Green, KY.

% Sun Belt Conference Games

## 1987-88 (18-12/9-5)

Head Coach: Tom Young

Nov. 21 80-85 L Bulgaria (exh.)  
Nov. 28 72-69 W at William & Mary  
Dec. 1 74-62 W Randolph-Macon  
Dec. 5 96-85 W at Duquesne  
Dec. 15 83-68 W Long Island  
Dec. 18 74-72 W Virginia #  
Dec. 19 63-70 L Richmond #  
Dec. 28 65-58 W James Madison  
Dec. 30 71-97 L at Va. Tech  
Jan. 2 66-60 W UNC Wilmington  
Jan. 4 80-66 W Western Kentucky %  
Jan. 7 78-77 W at South Florida %  
Jan. 9 78-77 W at Jacksonville %  
Jan. 14 80-81 L at South Alabama %  
Jan. 16 71-67 W VCU %  
Jan. 18 82-80 W UAB (ot) %  
Jan. 23 88-95 L DePaul  
Jan. 28 65-81 L at UNC Charlotte  
Jan. 30 73-64 W Jacksonville %  
Feb. 2 75-82 L at Richmond  
Feb. 4 78-69 W William & Mary  
Feb. 6 65-70 L Maryland  
Feb. 10 81-76 W at Western Kentucky %  
Feb. 13 81-82 L UNC Charlotte %  
Feb. 15 74-80 L at UAB (ot) %  
Feb. 20 77-82 L at VCU %  
Feb. 22 101-77 W South Alabama %  
Feb. 28 85-69 W South Florida %  
Mar. 5 86-84 W Western Kentucky (ot) +  
Mar. 6 69-91 L at VCU +  
Mar. 16 73-86 L at Ohio State \*\*  
# Richmond Times Dispatch  
% Sun Belt Games  
+ Sun Belt Tournament in Richmond, Va.  
\*\* NIT at Ohio State

## 1988-89 (15-13/7-7)

Head Coach: Tom Young

Nov. 21 86-77 W Nossos Club-Brazil (exh.)  
86-95 L Soviet Union (exh.) \$  
Nov. 29 70-62 W at William & Mary  
Dec. 2 75-57 W Richmond  
Dec. 7 68-66 W at UNC Wilmington  
Dec. 10 92-105 L Virginia Tech  
Dec. 23 71-76 L Eastern Washington +  
Dec. 24 83-56 W Chaminade +  
Dec. 25 76-77 L Miami-Fl. +  
Dec. 29 79-72 W at George Mason  
Jan. 4 79-77 W at James Madison  
Jan. 7 101-89 W UAB %  
Jan. 9 88-62 W George Washington  
Jan. 12 90-79 W at UNC Charlotte %  
Jan. 14 93-101 L at VCU (ot) %  
Jan. 21 62-64 L at South Florida %  
Jan. 23 99-87 W VCU %  
Jan. 26 75-82 L South Alabama %  
Jan. 28 99-64 W Western Kentucky %  
Jan. 30 76-79 L at Jacksonville %

Feb. 4 77-92 L at UAB %  
Feb. 7 91-84 W Jacksonville %  
Feb. 9 90-70 W South Florida %  
Feb. 11 88-82 W UNC Charlotte %  
Feb. 14 77-87 L North Carolina  
Feb. 18 83-88 L at Wake Forest  
Feb. 21 81-92 L at South Alabama %  
Feb. 25 74-92 L at Western Kentucky %  
Mar. 1 77-69 W American U. (Hampton Col.)  
Mar. 4 87-89 L UAB (ot) #

\$ Played in Hampton Col.

+ Chaminade Classic in Honolulu, HI.

% Sun Belt Games

# Sun Belt Trn. in Charlotte, NC.

## 1989-90 (14-14/7-7)

Head Coach: Tom Young

Nov. 7 79-81 L Marathon Oil (exh.)  
Nov. 21 108-90 W Venezuela (exh.)  
Nov. 29 67-62 W William & Mary \*  
Dec. 2 72-69 W West Virginia \*\*  
Dec. 5 67-71 L (ot) at George Washington  
Dec. 9 75-88 L Missouri  
Dec. 20 62-69 L Richmond #  
Dec. 21 77-67 W at VCU #  
Dec. 30 85-81 W James Madison  
Jan. 3 78-90 L at North Carolina  
Jan. 6 61-64 L UAB %  
Jan. 9 94-78 W UNC Charlotte %  
Jan. 13 65-69 L at Western Kentucky %  
Jan. 15 94-85 W at South Alabama (ot) %  
Jan. 18 83-91 L at Virginia Tech  
Jan. 20 49-55 L VCU %  
Jan. 22 94-71 W Jacksonville %  
Jan. 29 76-74 W at Richmond (ot)  
Feb. 1 91-74 W American  
Feb. 3 58-60 L Wake Forest  
Feb. 7 93-94 L at South Florida (ot) %  
Feb. 10 86-62 W Western Kentucky %  
Feb. 12 87-82 W George Mason  
Feb. 15 75-56 W South Florida %  
Feb. 17 72-81 L at Jacksonville %  
Feb. 19 94-84 W South Alabama %  
Feb. 21 82-95 L at UNC Charlotte %  
Feb. 24 80-62 W at VCU %  
Feb. 26 72-87 L at UAB %  
Mar. 3 88-94 L Jacksonville +  
\* In Hampton Coliseum  
\*\* In Roanoke (VA.) Coliseum  
% Sun Belt Games # Richmond Times Dispatch  
+ Sun Belt Trn. in Birmingham, AL.

## 1990-91 (14-18/5-9)

Head Coach: Tom Young

Sun Belt Tournament Finalists

Nov. 8 77-76 W Marathon Oil (exh.)  
Nov. 17 83-85 L Russian Club (exh.)  
Nov. 23 63-61 W Northern Iowa #  
Nov. 24 61-76 L Murray State #  
Nov. 25 62-80 L Illinois #  
Dec. 1 95-70 W Md. Eastern Shore (FH)  
Dec. 3 87-82 W at American  
Dec. 5 63-71 L at William & Mary  
Dec. 8 84-76 W Virginia Tech  
Dec. 15 88-62 W Long Island  
Dec. 18 69-87 L at West Virginia  
Dec. 22 75-82 L South Florida (ot) %  
Dec. 29 79-78 W East Carolina (2 ot)  
Jan. 3 65-74 L Richmond  
Jan. 7 89-100 L at South Alabama %  
Jan. 10 83-58 W Jacksonville %  
Jan. 12 60-62 L VCU %  
Jan. 14 55-65 L George Washington  
Jan. 17 74-77 L at W. Kentucky %  
Jan. 19 87-93 L UNC Charlotte %  
Jan. 24 80-88 L South Alabama %  
Jan. 28 62-46 W UNC Wilmington  
Jan. 30 75-79 L at James Madison  
Feb. 2 58-60 L at VCU %  
Feb. 5 95-83 W at UNC Charlotte %  
Feb. 7 95-87 W UAB %  
Feb. 11 77-79 L at UAB %  
Feb. 14 75-77 L at George Mason  
Feb. 16 66-75 L Western Kentucky %  
Feb. 21 74-61 W at South Florida %  
Feb. 23 82-75 W at Jacksonville %  
Mar. 2 94-88 W UAB (ot) +  
Mar. 3 72-69 W South Florida +  
Mar. 4 81-86 L at South Alabama +  
# San Juan Shootout, Puerto Rico

% Sun Belt Games + Sun Belt Trn., in Mobile, AL.  
FH Field House

## 1991-92 (15-15/8-6)

Head Coach: Oliver Purnell

Colonial Champions

Nov. 9 91-80 L Samara-Russia (exh.)  
Nov. 16 82-79 W Marathon Oil (exh.)  
Nov. 25 83-71 W Roanoke \*  
Nov. 30 71-90 L South Florida  
Dec. 2 71-86 L at Iona  
Dec. 7 83-98 L Va. Commonwealth  
Dec. 14 67-105 L at Alabama  
Dec. 23 83-82 W West Virginia  
Dec. 28 67-83 L Virginia #  
Dec. 29 67-66 W at Va. Commonwealth #  
Jan. 4 62-78 L at Va. Tech  
Jan. 11 80-73 W George Mason %  
Jan. 13 86-85 W at George Washington  
Jan. 15 74-79 L American %  
Jan. 18 76-92 L at James Madison %  
Jan. 22 77-82 L Richmond %  
Jan. 25 80-72 W at East Carolina %  
Jan. 29 62-83 L at UNC Wilmington %  
Feb. 1 102-92 W William & Mary % (ot)  
Feb. 5 79-84 L Penn State  
Feb. 8 71-61 W at George Mason %  
Feb. 12 69-83 L at American %  
Feb. 15 72-71 W James Madison %  
Feb. 17 69-73 L at Richmond %  
Feb. 22 89-83 W East Carolina % (ot)  
Feb. 24 51-71 L at Penn State  
Feb. 26 69-68 W UNC Wilmington %\*  
Feb. 29 94-85 W at William & Mary %  
Mar. 7 77-67 W UNC Wilmington +  
Mar. 8 62-58 W Richmond +  
Mar. 9 78-73 W James Madison +  
Mar. 20 69-88 L Kentucky &  
\* Played at ODU Field House  
# Richmond Times Dispatch Trn.  
% CAA Games + CAA Tournament Games & NCAA Regional at Worcester, MA.

## 1992-93 (21-8/11-3)

Head Coach: Oliver Purnell

Regular Season Co-Champions

Nov. 17 91-58 W Cuban Jr. Nationals (exh.)  
Nov. 21 121-93 W Verich Allstars (exh.)  
Dec. 1 82-119 L at North Carolina  
Dec. 3 118-71 W Shenandoah @  
Dec. 5 78-65 W Iona @  
Dec. 9 68-90 L at Virginia  
Dec. 12 81-65 W Va. Commonwealth \$  
Dec. 19 93-91 W Alabama  
Dec. 28 85-96 L at Auburn  
Jan. 2 104-83 W at Florida A&M  
Jan. 4 78-76 W at South Florida  
Jan. 9 76-74 W at George Mason %  
Jan. 11 95-88 W at American %  
Jan. 16 59-75 L Richmond @ %  
Jan. 18 89-102 L at James Madison %  
Jan. 23 71-61 W Va. Tech  
Jan. 25 80-60 W East Carolina %  
Jan. 27 94-92 W UNC Wilmington %  
Jan. 30 81-80 W at William & Mary %  
Feb. 4 99-84 W Southern Miss  
Feb. 6 91-62 W George Mason %  
Feb. 13 80-84 L at Richmond %  
Feb. 20 73-60 W at East Carolina %  
Feb. 22 90-79 W at UNC Wilmington %  
Feb. 27 90-80 W William and Mary %  
Mar. 1 113-105 W at So. Mississippi  
Mar. 6 67-73 L East Carolina \*  
Mar. 18 74-68 W Va. Commonwealth #  
Mar. 22 58-60 L at Miami-Ohio #  
@ Played at field house  
\$ played at Hampton Coliseum  
% CAA Conference Games  
\* CAA Tournament, Richmond, VA.  
# NIT

## 1993-94 (21-10/10-4)

Head Coach: Oliver Purnell

Regular Season Co-Champions

CAA Tournament Finalists

Nov. 17 109-53 W Russian-Dinamo (exh.)  
Nov. 20 98-89 W Court Authority (exh.)  
Nov. 27 84-80 W at South Carolina  
Nov. 29 89-51 W Florida A&M  
Dec. 2 92-67 W at UC Santa Barbara @

# YEAR-BY-YEAR RESULTS

Dec. 4 92-66 W Hofstra @  
 Dec. 11 76-69 W Virginia  
 Dec. 18 87-101 L Auburn  
 Dec. 20 76-78 L at UNC Charlotte  
 Dec. 22 73-75 L at South Florida  
 Dec. 28 74-77 L Utah State #  
 Dec. 29 70-66 W Idaho State #  
 Jan. 5 74-60 W Howard (FH)  
 Jan. 8 88-96 L at James Madison \*  
 Jan. 13 79-77 W at Richmond \*  
 Jan. 15 79-62 W East Carolina \* (FH)  
 Jan. 17 79-84 L UNC Wilmington \*  
 Jan. 22 120-91 W at George Mason \*  
 Jan. 26 79-68 W American \*  
 Jan. 31 79-74 W Va. Commonwealth \$  
 Feb. 2 105-72 W William and Mary \*  
 Feb. 5 97-81 W James Madison \*  
 Feb. 9 73-77 L Richmond \*  
 Feb. 12 75-72 W at East Carolina \*  
 Feb. 14 98-81 W at UNC Wilmington \*  
 Feb. 19 100-72 W George Mason \*  
 Feb. 23 77-81 L at American \* (ot)  
 Feb. 26 94-70 W at William & Mary \*  
 Mar. 5 83-58 W William and Mary %  
 Mar. 6 76-72 W Richmond %  
 Mar. 7 76-77 L James Madison %  
 Mar. 17 76-74 W Manhattan +  
 Mar. 22 75-79 L at Bradley +  
 + NIT Games  
 % CAA Tournament in Richmond, VA.  
 @ at UCSB Gaucho Classic  
 # at Wyoming Shootout  
 \* CAA Conference Games  
 FH Field House  
 \$ Hampton Coliseum

**1994-95 (21-12/12-2)**  
 Head Coach: Jeff Capel  
 CAA Champions  
 Nov. 5 119-127 L Court Authority (exh.)  
 Nov. 9 94-95 L Croatia (exh.)  
 Nov. 16 80-83 L at Virginia  
 Nov. 26 93-75 W Towson State  
 Nov. 28 79-65 W South Carolina  
 Dec. 3 74-88 L at Southern Illinois  
 Dec. 5 80-85 L at Tulane (ot)  
 Dec. 8 75-64 W New Hampshire  
 Dec. 10 63-61 W Wyoming  
 Dec. 16 94-86 W Weber State (ot) #  
 Dec. 17 63-71 L at Hawaii #  
 Dec. 22 61-71 L at Washington ##  
 Dec. 29 79-98 L North Carolina  
 Jan. 4 82-92 L at St. Joseph's  
 Jan. 7 52-71 L at Arizona State  
 Jan. 11 79-66 W UNC Wilmington \*  
 Jan. 14 88-83 W at George Mason \*  
 Jan. 18 89-82 W at American \*  
 Jan. 21 83-73 W at William & Mary \*  
 Jan. 25 79-65 W James Madison \*  
 Jan. 28 65-46 W at Richmond \*  
 Jan. 31 69-66 W East Carolina \*  
 Feb. 4 79-65 L at James Madison \*  
 Feb. 6 67-81 L Va. Commonwealth @  
 Feb. 8 70-60 W Richmond \*  
 Feb. 11 91-74 W American \*  
 Feb. 13 94-70 W George Mason \*  
 Feb. 18 71-73 L at UNC Wilmington \*  
 Feb. 20 81-73 W at East Carolina \*  
 Feb. 25 60-55 W William & Mary \* (FH)  
 Mar. 4 110-94 W George Mason \*\*  
 Mar. 5 77-67 W American \*\* (ot)  
 Mar. 6 80-75 W James Madison \*\*  
 Mar. 17 89-81 W Villanova + (3ot)  
 Mar. 19 52-64 L Tulsa +  
 # Hawaii/Nike Festival  
 \* CAA Conference Games  
 \*\* CAA Tournament in Richmond, Va.  
 + NCAA East Regional in Albany, NY  
 @ Hampton Coliseum  
 FH Field House

**1994-95 (21-12/12-2)**  
 Head Coach: Jeff Capel  
 CAA Champions  
 Nov. 5 119-127 L Court Authority (exh.)  
 Nov. 9 94-95 L Croatia (exh.)  
 Nov. 16 80-83 L at Virginia  
 Nov. 26 93-75 W Towson State  
 Nov. 28 79-65 W South Carolina  
 Dec. 3 74-88 L at Southern Illinois  
 Dec. 5 80-85 L at Tulane (ot)  
 Dec. 8 75-64 W New Hampshire  
 Dec. 10 63-61 W Wyoming  
 Dec. 16 94-86 W Weber State (ot) #  
 Dec. 17 63-71 L at Hawaii #  
 Dec. 22 61-71 L at Washington ##  
 Dec. 29 79-98 L North Carolina  
 Jan. 4 82-92 L at St. Joseph's  
 Jan. 7 52-71 L at Arizona State  
 Jan. 11 79-66 W UNC Wilmington \*  
 Jan. 14 88-83 W at George Mason \*  
 Jan. 18 89-82 W at American \*  
 Jan. 21 83-73 W at William & Mary \*  
 Jan. 25 79-65 W James Madison \*  
 Jan. 28 65-46 W at Richmond \*  
 Jan. 31 69-66 W East Carolina \*  
 Feb. 4 79-65 L at James Madison \*  
 Feb. 6 67-81 L Va. Commonwealth @  
 Feb. 8 70-60 W Richmond \*  
 Feb. 11 91-74 W American \*  
 Feb. 13 94-70 W George Mason \*  
 Feb. 18 71-73 L at UNC Wilmington \*  
 Feb. 20 81-73 W at East Carolina \*  
 Feb. 25 60-55 W William & Mary \* (FH)  
 Mar. 4 110-94 W George Mason \*\*  
 Mar. 5 77-67 W American \*\* (ot)  
 Mar. 6 80-75 W James Madison \*\*  
 Mar. 17 89-81 W Villanova + (3ot)  
 Mar. 19 52-64 L Tulsa +  
 # Hawaii/Nike Festival  
 \* CAA Conference Games  
 \*\* CAA Tournament in Richmond, Va.  
 + NCAA East Regional in Albany, NY  
 @ Hampton Coliseum  
 FH Field House

**1995-96 (18-13/12-4)**  
 Head Coach: Jeff Capel  
 Nov. 8 77-37 W Latvia (exh.)  
 Nov. 11 84-78 W Court Authority (exh.)  
 Nov. 22 55-75 L Duke @  
 Nov. 23 78-77 W Alaska-Anchorage @  
 Nov. 24 89-90 L Ohio (2 OT) @  
 Nov. 29 75-67 W Hampton  
 Dec. 2 65-73 L Southern Illinois

**1995-96 (18-13/12-4)**  
 Head Coach: Jeff Capel  
 Nov. 8 77-37 W Latvia (exh.)  
 Nov. 11 84-78 W Court Authority (exh.)  
 Nov. 22 55-75 L Duke @  
 Nov. 23 78-77 W Alaska-Anchorage @  
 Nov. 24 89-90 L Ohio (2 OT) @  
 Nov. 29 75-67 W Hampton  
 Dec. 2 65-73 L Southern Illinois

Dec. 5 61-67 L South Florida  
 Dec. 9 80-92 L at Toledo  
 Dec. 18 84-89 L at Texas Tech  
 Dec. 20 66-52 W at Wyoming  
 Dec. 27 54-65 L Idaho #  
 Dec. 28 69-62 W CSU-Sacramento (OT) #  
 Jan. 2 62-60 W St. Joseph's  
 Jan. 6 70-85 L VCU \*  
 Jan. 10 61-48 W at UNC Wilmington \*  
 Jan. 13 84-69 W at Richmond \*  
 Jan. 17 103-86 W George Mason \*  
 Jan. 20 67-72 L at East Carolina \*  
 Jan. 24 58-45 W at James Madison \*  
 Jan. 29 86-82 W American \*  
 Jan. 31 51-50 W UNC Wilmington \*  
 Feb. 3 76-85 L at VCU (OT) \*  
 Feb. 5 49-87 L at Virginia  
 Feb. 10 76-72 W James Madison \*  
 Feb. 14 93-92 W at George Mason (OT) \*  
 Feb. 17 70-63 W Richmond \*  
 Feb. 21 91-86 W William & Mary (FH) \*  
 Feb. 24 74-83 L at American \*  
 Feb. 26 81-57 W East Carolina \*  
 Mar. 1 75-72 W James Madison %  
 Mar. 2 39-59 L UNC Wilmington %  
 \* Indicates CAA games @ Carr's Great Alaska  
 Shootout, Anchorage, Alaska  
 # CSU-Sacramento Tournament, Sacramento, Calif.  
 % CAA Tournament, Richmond, VA.

**1996-97 (22-11/10-6)**  
 Head Coach: Jeff Capel  
 Nov. 9 97-75 W Sundance (exh.)  
 Nov. 16 83-70 W Court Authority (exh.)  
 Nov. 22 84-82 W at Towson State  
 Nov. 25 65-57 W Toledo  
 Nov. 30 65-64 W UNC Charlotte  
 Dec. 2 95-85 W Tennessee State (FH)  
 Dec. 5 67-57 W Washington  
 Dec. 7 57-46 W at Hampton University  
 Dec. 13 78-79 L vs. Eastern Michigan @  
 Dec. 14 56-47 W vs. Pepperdine @  
 Dec. 19 73-80 L at Mississippi State  
 Dec. 30 66-72 L vs. Nebraska #  
 Dec. 31 74-61 W vs. SE Missouri State #  
 Jan. 1 72-71 W vs. Mississippi State # (ot)  
 Jan. 4 76-69 W at Richmond \*  
 Jan. 8 94-85 W at George Mason \*  
 Jan. 11 79-70 W East Carolina \*  
 Jan. 13 61-45 W UNC Wilmington \*  
 Jan. 15 77-80 L at American \* (ot)  
 Jan. 18 82-65 W at VCU \*  
 Jan. 22 55-61 L William and Mary \*  
 Jan. 25 66-84 L at James Madison \*  
 Jan. 29 63-78 L at East Carolina \*  
 Feb. 1 63-51 L Richmond \*  
 Feb. 5 52-80 L at William and Mary \*  
 Feb. 8 73-74 L at UNC Wilmington \* (ot)  
 Feb. 11 63-68 L at George Washington  
 Feb. 15 75-70 W VCU \*  
 Feb. 19 99-61 W American \* (FH)  
 Feb. 22 85-62 W George Mason \* (FH)  
 Feb. 24 72-66 W James Madison \*  
 Mar. 1 69-56 W Richmond %  
 Mar. 2 70-62 W William & Mary %  
 Mar. 3 62-58 W James Madison % (ot)  
 Mar. 14 55-59 L New Mexico \$

**1996-97 (22-11/10-6)**  
 Head Coach: Jeff Capel  
 Nov. 9 97-75 W Sundance (exh.)  
 Nov. 16 83-70 W Court Authority (exh.)  
 Nov. 22 84-82 W at Towson State  
 Nov. 25 65-57 W Toledo  
 Nov. 30 65-64 W UNC Charlotte  
 Dec. 2 95-85 W Tennessee State (FH)  
 Dec. 5 67-57 W Washington  
 Dec. 7 57-46 W at Hampton University  
 Dec. 13 78-79 L vs. Eastern Michigan @  
 Dec. 14 56-47 W vs. Pepperdine @  
 Dec. 19 73-80 L at Mississippi State  
 Dec. 30 66-72 L vs. Nebraska #  
 Dec. 31 74-61 W vs. SE Missouri State #  
 Jan. 1 72-71 W vs. Mississippi State # (ot)  
 Jan. 4 76-69 W at Richmond \*  
 Jan. 8 94-85 W at George Mason \*  
 Jan. 11 79-70 W East Carolina \*  
 Jan. 13 61-45 W UNC Wilmington \*  
 Jan. 15 77-80 L at American \* (ot)  
 Jan. 18 82-65 W at VCU \*  
 Jan. 22 55-61 L William and Mary \*  
 Jan. 25 66-84 L at James Madison \*  
 Jan. 29 63-78 L at East Carolina \*  
 Feb. 1 63-51 L Richmond \*  
 Feb. 5 52-80 L at William and Mary \*  
 Feb. 8 73-74 L at UNC Wilmington \* (ot)  
 Feb. 11 63-68 L at George Washington  
 Feb. 15 75-70 W VCU \*  
 Feb. 19 99-61 W American \* (FH)  
 Feb. 22 85-62 W George Mason \* (FH)  
 Feb. 24 72-66 W James Madison \*  
 Mar. 1 69-56 W Richmond %  
 Mar. 2 70-62 W William & Mary %  
 Mar. 3 62-58 W James Madison % (ot)  
 Mar. 14 55-59 L New Mexico \$

**1997-98 (12-16/8-8)**  
 Head Coach: Jeff Capel  
 Nov. 6 87-81 W Next Level Sports (Exh.)  
 Nov. 12 76-62 W Court Authority (Exh.)  
 Nov. 18 52-64 L at Wright State  
 Nov. 22 72-60 W Hampton  
 Nov. 25 84-69 W VMI  
 Nov. 29 74-58 W Texas Tech  
 Dec. 3 44-72 L at UNC Charlotte  
 Dec. 6 53-67 L at St. Joseph's  
 Dec. 13 56-58 L George Washington  
 Dec. 18 57-62 L Mississippi State  
 Dec. 20 68-86 L at Washington  
 Jan. 3 62-71 L at New Orleans  
 Jan. 7 50-58 L \* at UNC Wilmington (ot)  
 Jan. 10 61-60 W \* at James Madison  
 Jan. 14 58-50 W \* George Mason

**1997-98 (12-16/8-8)**  
 Head Coach: Jeff Capel  
 Nov. 6 87-81 W Next Level Sports (Exh.)  
 Nov. 12 76-62 W Court Authority (Exh.)  
 Nov. 18 52-64 L at Wright State  
 Nov. 22 72-60 W Hampton  
 Nov. 25 84-69 W VMI  
 Nov. 29 74-58 W Texas Tech  
 Dec. 3 44-72 L at UNC Charlotte  
 Dec. 6 53-67 L at St. Joseph's  
 Dec. 13 56-58 L George Washington  
 Dec. 18 57-62 L Mississippi State  
 Dec. 20 68-86 L at Washington  
 Jan. 3 62-71 L at New Orleans  
 Jan. 7 50-58 L \* at UNC Wilmington (ot)  
 Jan. 10 61-60 W \* at James Madison  
 Jan. 14 58-50 W \* George Mason

**1997-98 (12-16/8-8)**  
 Head Coach: Jeff Capel  
 Nov. 6 87-81 W Next Level Sports (Exh.)  
 Nov. 12 76-62 W Court Authority (Exh.)  
 Nov. 18 52-64 L at Wright State  
 Nov. 22 72-60 W Hampton  
 Nov. 25 84-69 W VMI  
 Nov. 29 74-58 W Texas Tech  
 Dec. 3 44-72 L at UNC Charlotte  
 Dec. 6 53-67 L at St. Joseph's  
 Dec. 13 56-58 L George Washington  
 Dec. 18 57-62 L Mississippi State  
 Dec. 20 68-86 L at Washington  
 Jan. 3 62-71 L at New Orleans  
 Jan. 7 50-58 L \* at UNC Wilmington (ot)  
 Jan. 10 61-60 W \* at James Madison  
 Jan. 14 58-50 W \* George Mason

Jan. 17 55-61 L \* VCU  
 Jan. 19 69-57 W \* at American  
 Jan. 21 62-57 W \* Richmond  
 Jan. 24 53-69 L \* at William & Mary  
 Jan. 28 71-85 L \* at East Carolina  
 Jan. 31 69-56 W \* at VCU  
 Feb. 3 58-68 L \* William & Mary  
 Feb. 7 46-51 L \* James Madison  
 Feb. 11 60-63 L \* UNC Wilmington  
 Feb. 14 66-61 W \* East Carolina  
 Feb. 18 80-71 W \* American  
 Feb. 21 70-66 W \* at George Mason  
 Feb. 23 77-85 L \* at Richmond  
 Feb. 27 60-56 W # vs James Madison  
 Feb. 28 51-54 L # vs UNC Wilmington  
 \* CAA Conference Games  
 # CAA Tournament

**1998-99 (25-9/10-6)**  
 Head Coach: Jeff Capel  
 CAA Finalists  
 Nov. 14 81-60 W Wright State U.  
 Nov. 16 84-70 W Elon  
 Nov. 18 83-69 W Hampton  
 Nov. 21 72-56 W UNC Charlotte  
 Nov. 24 103-69 W VMI  
 Nov. 28 74-60 W at UT Chattanooga  
 Dec. 4 61-63 L vs. #3 North Carolina +  
 Dec. 5 59-56 W vs. South Carolina +  
 Dec. 8 72-65 W St. Joseph's  
 Dec. 12 89-92 L at George Washington  
 Dec. 28 80-60 W at Hawaii-Hilo \*  
 Dec. 29 77-75 W vs. C.Conn. St. Univ. %  
 Dec. 30 85-65 W vs. U. of Buffalo %  
 Jan. 4 53-83 L at George Mason \*  
 Jan. 6 60-58 W James Madison \*  
 Jan. 9 82-72 W at VA Commonwealth \*  
 Jan. 13 54-51 W at East Carolina \*  
 Jan. 16 72-58 W American \*  
 Jan. 18 77-65 W Richmond \*  
 Jan. 20 76-62 W UNC Wilmington \*  
 Jan. 23 65-50 W at William & Mary \*  
 Jan. 27 56-69 L at James Madison \*  
 Jan. 30 76-72 W VA Commonwealth \*  
 Feb. 1 62-67 L East Carolina \*  
 Feb. 6 73-79 L George Mason \*  
 Feb. 8 70-77 L at Richmond \*  
 Feb. 10 76-70 W at American \* (ot)  
 Feb. 13 70-48 W William & Mary \*  
 Feb. 17 63-54 W at UNC Wilmington \*  
 Feb. 26 65-62 W vs. East Carolina # (2ot)  
 Feb. 27 66-49 W vs. VA Commonwealth #  
 Feb. 28 58-63 L vs. George Mason #  
 Mar. 10 75-56 W Seton Hall @  
 Mar. 15 62-75 L at Butler @  
 \* Indicates CAA games  
 + Food Lion MVP Classic - Charlotte, NC  
 % Hilo Holiday Shootout, Hilo, HI  
 # CAA Tournament, Richmond, VA  
 @ NIT Tournament

**1998-99 (25-9/10-6)**  
 Head Coach: Jeff Capel  
 Nov. 26 64-76 L vs. UW Green Bay  
 Nov. 27 61-57 W vs. Central Florida  
 Nov. 28 65-68 L vs. Furman  
 Dec. 1 57-59 L at East Carolina \*  
 Dec. 4 70-78 L Washington  
 Dec. 8 71-62 W at VMI  
 Dec. 11 65-60 W New Orleans  
 Dec. 18 49-60 L UNC Wilmington \*  
 Dec. 22 64-68 L at Kansas State  
 Dec. 29 64-67 L Norfolk State  
 Jan. 3 82-75 W George Washington  
 Jan. 5 67-73 L at VCU \* (OT)  
 Jan. 8 60-58 W Richmond \*  
 Jan. 12 66-70 L James Madison \*  
 Jan. 15 75-77 L at George Mason \* (OT)  
 Jan. 19 62-57 W American \*  
 Jan. 22 74-60 W at William & Mary \*  
 Jan. 26 48-72 L at UNC Charlotte  
 Jan. 29 48-72 L VCU \*  
 Feb. 2 75-64 W George Mason \*  
 Feb. 5 60-66 L at UNC Wilmington  
 Feb. 7 67-78 L at Virginia Tech (OT)  
 Feb. 10 66-73 L at American \* (OT)  
 Feb. 12 71-62 W William & Mary \*  
 Feb. 16 60-62 L East Carolina \*  
 Feb. 19 59-61 L at James Madison \*  
 Feb. 23 55-56 L at Richmond \*

**1999-00 (11-19/6-10)**  
 Head Coach: Jeff Capel  
 Nov. 26 64-76 L vs. UW Green Bay  
 Nov. 27 61-57 W vs. Central Florida  
 Nov. 28 65-68 L vs. Furman  
 Dec. 1 57-59 L at East Carolina \*  
 Dec. 4 70-78 L Washington  
 Dec. 8 71-62 W at VMI  
 Dec. 11 65-60 W New Orleans  
 Dec. 18 49-60 L UNC Wilmington \*  
 Dec. 22 64-68 L at Kansas State  
 Dec. 29 64-67 L Norfolk State  
 Jan. 3 82-75 W George Washington  
 Jan. 5 67-73 L at VCU \* (OT)  
 Jan. 8 60-58 W Richmond \*  
 Jan. 12 66-70 L James Madison \*  
 Jan. 15 75-77 L at George Mason \* (OT)  
 Jan. 19 62-57 W American \*  
 Jan. 22 74-60 W at William & Mary \*  
 Jan. 26 48-72 L at UNC Charlotte  
 Jan. 29 48-72 L VCU \*  
 Feb. 2 75-64 W George Mason \*  
 Feb. 5 60-66 L at UNC Wilmington  
 Feb. 7 67-78 L at Virginia Tech (OT)  
 Feb. 10 66-73 L at American \* (OT)  
 Feb. 12 71-62 W William & Mary \*  
 Feb. 16 60-62 L East Carolina \*  
 Feb. 19 59-61 L at James Madison \*  
 Feb. 23 55-56 L at Richmond \*

Mar. 4 55-67 L vs. Richmond #  
 \* CAA Games # CAA Tournament

**2000-01 (13-18/7-9)**  
 Head Coach: Jeff Capel  
 Nov. 18 84-57 W GARDNER-WEBB ^  
 Nov. 20 89-91 L at George Washington  
 Nov. 23 60-84 L vs. Stanford %  
 Nov. 24 57-64 L vs. Miami University %  
 Nov. 25 72-75 L vs. AU- Puerto Rico %  
 Nov. 29 65-70 L at St. Joseph's  
 Dec. 2 78-87 L N.C. State ^^  
 Dec. 6 56-72 L at Richmond \*  
 Dec. 9 62-51 W Kansas State ^^  
 Dec. 16 89-81 W VMI ^  
 Dec. 19 81-76 W at Dayton  
 Dec. 21 60-73 L at Illinois-Chicago  
 Dec. 31 67-82 L UNLV ^^  
 Jan. 3 80-63 W JAMES MADISON ^^  
 Jan. 6 61-53 W AMERICAN ^^  
 Jan. 10 74-54 W WILLIAM & MARY ^^  
 Jan. 13 76-81 L at George Mason \*  
 Jan. 17 63-68 L at East Carolina \* (OT)  
 Jan. 20 77-65 W VCU ^^  
 Jan. 25 69-62 W Norfolk State ^^  
 Jan. 27 73-77 L RICHMOND ^^ (2OT)  
 Jan. 30 65-63 W EAST CAROLINA ^^  
 Feb. 7 84-57 W at American \*  
 Feb. 10 48-59 L at UNC Wilmington \*  
 Feb. 14 49-57 L at James Madison \*  
 Feb. 17 62-72 L at William & Mary \*  
 Feb. 21 78-70 W GEORGE MASON ^^  
 Feb. 24 53-74 L at VCU ^^  
 Feb. 26 59-62 L UNC Wilmington \*  
 Mar. 3 53-47 W William & Mary # (OT)  
 Mar. 4 54-57 L UNC Wilmington #

**2000-01 (13-18/7-9)**  
 Head Coach: Jeff Capel  
 Nov. 18 84-57 W GARDNER-WEBB ^  
 Nov. 20 89-91 L at George Washington  
 Nov. 23 60-84 L vs. Stanford %  
 Nov. 24 57-64 L vs. Miami University %  
 Nov. 25 72-75 L vs. AU- Puerto Rico %  
 Nov. 29 65-70 L at St. Joseph's  
 Dec. 2 78-87 L N.C. State ^^  
 Dec. 6 56-72 L at Richmond \*  
 Dec. 9 62-51 W Kansas State ^^  
 Dec. 16 89-81 W VMI ^  
 Dec. 19 81-76 W at Dayton  
 Dec. 21 60-73 L at Illinois-Chicago  
 Dec. 31 67-82 L UNLV ^^  
 Jan. 3 80-63 W JAMES MADISON ^^  
 Jan. 6 61-53 W AMERICAN ^^  
 Jan. 10 74-54 W WILLIAM & MARY ^^  
 Jan. 13 76-81 L at George Mason \*  
 Jan. 17 63-68 L at East Carolina \* (OT)  
 Jan. 20 77-65 W VCU ^^  
 Jan. 25 69-62 W Norfolk State ^^  
 Jan. 27 73-77 L RICHMOND ^^ (2OT)  
 Jan. 30 65-63 W EAST CAROLINA ^^  
 Feb. 7 84-57 W at American \*  
 Feb. 10 48-59 L at UNC Wilmington \*  
 Feb. 14 49-57 L at James Madison \*  
 Feb. 17 62-72 L at William & Mary \*  
 Feb. 21 78-70 W GEORGE MASON ^^  
 Feb. 24 53-74 L at VCU ^^  
 Feb. 26 59-62 L UNC Wilmington \*  
 Mar. 3 53-47 W William & Mary # (OT)  
 Mar. 4 54-57 L UNC Wilmington #  
 % NSU game is a neutral site game \* CAA games  
 % San Juan Shootout # CAATournament, Richmond, VA  
 ^ - Games played at Fieldhouse ^^ - Games played at Scope

**2001-02 (13-16/7-11)**  
 Head Coach: Blaine Taylor  
 Nov. 1 106-99 W EA SPORTS ALL-STARS (exh.)  
 Nov. 8 89-82 W Kentucky ABA (exh.)  
 Nov. 13 69-52 W Sacramento St.  
 Nov. 14 66-91 L #12 Memphis  
 Nov. 24 55-46 W VIRGINIA TECH  
 Nov. 26 72-61 W DELAWARE STATE  
 Dec. 1 71-65 W ILLINOIS-CHICAGO  
 Dec. 5 64-68 L GEORGE WASHINGTON  
 Dec. 8 53-52 W at East Carolina  
 Dec. 15 81-67 W COASTAL CAROLINA  
 Dec. 18 77-84 L HAMPTON  
 Dec. 21 67-71 L UNC WILMINGTON \*  
 Dec. 30 76-84 L at Nevada  
 Jan. 3 66-67 L at Hofstra \*  
 Jan. 5 74-66 W DREXEL \*  
 Jan. 7 60-58 W DELAWARE \*  
 Jan. 12 67-76 L at George Mason \*  
 Jan. 14 66-53 W at Towson \*  
 Jan. 19 77-79 L at VCU \* (OT)  
 Jan. 23 56-66 L at UNC Wilmington \*  
 Jan. 26 68-52 W WILLIAM & MARY \*  
 Jan. 30 61-67 L at James Madison \*  
 Feb. 2 70-75 L at Delaware \*  
 Feb. 4 55-67 L TOWSON \*  
 Feb. 9 66-73 L at Va. Commonwealth \*  
 Feb. 11 70-80 L at Drexel \*  
 Feb. 16 73-68 W JAMES MADISON \*  
 Feb. 18 69-53 W HOFSTRA \*  
 Feb. 23 81-53 W at William & Mary \*  
 Feb. 25 63-78 L GEORGE MASON \*  
 Mar. 2 54-58 L #3VCU CAA Quarterfinals  
 \* CAA Games ! Guardian Classic in Memphis, TN  
 # at Norfolk Scope Arena  
 All other home games at the ODU Fieldhouse

**2001-02 (13-16/7-11)**  
 Head Coach: Blaine Taylor  
 Nov. 1 106-99 W EA SPORTS ALL-STARS (exh.)  
 Nov. 8 89-82 W Kentucky ABA (exh.)  
 Nov. 13 69-52 W Sacramento St.  
 Nov. 14 66-91 L #12 Memphis  
 Nov. 24 55-46 W VIRGINIA TECH  
 Nov. 26 72-61 W DELAWARE STATE  
 Dec. 1 71-65 W ILLINOIS-CHICAGO  
 Dec. 5 64-68 L GEORGE WASHINGTON  
 Dec. 8 53-52 W at East Carolina  
 Dec. 15 81-67 W COASTAL CAROLINA  
 Dec. 18 77-84 L HAMPTON  
 Dec. 21 67-71 L UNC WILMINGTON \*  
 Dec. 30 76-84 L at Nevada  
 Jan. 3 66-67 L at Hofstra \*  
 Jan. 5 74-66 W DREXEL \*  
 Jan. 7 60-58 W DELAWARE \*  
 Jan. 12 67-76 L at George Mason \*  
 Jan. 14 66-53 W at Towson \*  
 Jan. 19 77-79 L at VCU \* (OT)  
 Jan. 23 56-66 L at UNC Wilmington \*  
 Jan. 26 68-52 W WILLIAM & MARY \*  
 Jan. 30 61-67 L at James Madison \*  
 Feb. 2 70-75 L at Delaware \*  
 Feb. 4 55-67 L TOWSON \*  
 Feb. 9 66-73 L at Va. Commonwealth \*  
 Feb. 11 70-80 L at Drexel \*  
 Feb. 16 73-68 W JAMES MADISON \*  
 Feb. 18 69-53 W HOFSTRA \*  
 Feb. 23 81-53 W at William & Mary \*  
 Feb. 25 63-78 L GEORGE MASON \*  
 Mar. 2 54-58 L #3VCU CAA Quarterfinals  
 \* CAA Games ! Guardian Classic in Memphis, TN  
 # at Norfolk Scope Arena  
 All other home games at the ODU Fieldhouse

**2002-03 (12-15/9-9)**  
 Head Coach: Blaine Taylor  
 Nov. 4 78-83 L EA Sports (exh.)  
 Nov. 15 91-88 W Global Sports (exh.)  
 Nov. 24 59-67 L North Carolina  
 Nov. 26 72-43 W Campbell  
 Dec. 1 47-63 L at St. Joseph's  
 Dec. 4 70-77 L at Hampton  
 Dec. 7 67-75 L East Carolina  
 Dec. 14 82-62 W Md. Eastern Shore  
 Dec. 20 67-71 L Dayton  
 Dec. 28 84-76 W at George Washington  
 Jan. 2 67-56 W Towson \*

# YEAR-BY-YEAR RESULTS

Jan. 4	64-73	L	at VA. Commonwealth *
Jan. 8	67-57	W	at UNC Wilmington *
Jan. 11	76-64	W	William & Mary *
Jan. 15	74-75	L	Delaware * (ot)
Jan. 18	65-69	L	at Hofstra *
Jan. 22	59-46	W	George Mason *
Jan. 25	74-56	W	James Madison *
Jan. 29	72-69	W	at Drexel *
Feb. 1	69-72	L	Va. Commonwealth *
Feb. 5	53-69	L	at William & Mary *
Feb. 8	66-74	L	at James Madison *
Feb. 12	71-68	W	UNC Wilmington *
Feb. 15	73-51	W	at Towson *
Feb. 18	57-62	L	Drexel *
Feb. 22	63-73	L	at Delaware *
Feb. 24	52-69	L	at George Mason *
Mar. 1	77-46	W	Hofstra *
Mar. 8	52-61	L	Drexel (CAATrn.)

## 2003-04 (17-12/11-7)

Head Coach: Blaine Taylor

Nov. 9	106-65	W	E.A Sports All-Stars (exh.)
Nov. 15	88-79	W	BC Sakalai Lithuania (exh.)
Nov. 22	64-90	L	at #9 North Carolina
Nov. 29	72-75	L	#13 St. Joseph's
Dec. 4	94-92	W	at Virginia Tech (ot)
Dec. 6	102-105	L	Charlotte (2ot)
Dec. 13	77-62	W	Morgan State
Dec. 15	49-62	L	at South Alabama
Dec. 18	87-66	W	Liberty
Dec. 20	72-62	W	George Washington
Dec. 29	74-52	W	VMI
Jan. 3	65-58	W	Drexel
Jan. 7	74-71	W	at George Mason
Jan. 10	71-66	W	Hofstra
Jan. 14	81-80	W	at James Madison
Jan. 17	62-64	L	at Delaware
Jan. 21	67-75	L	VCU
Jan. 24	70-49	W	at Towson
Jan. 26	77-86	L	at William & Mary
Jan. 28	55-51	W	UNC Wilmington
Jan. 31	88-62	W	Towson
Feb. 4	68-58	W	at UNC Wilmington
Feb. 7	79-80	L	at Hofstra
Feb. 11	71-57	W	James Madison
Feb. 14	85-74	W	Delaware
Feb. 18	66-82	L	at Drexel
Feb. 21	72-78	L	at VCU
Feb. 25	79-76	W	William & Mary
Feb. 28	66-70	L	George Mason
Mar. 6	82-68	W	Hofstra (CAA Qtrs)
Mar. 7	67-84	L	VCU (CAA Semis)

## 2004-05 (28-6/15-3)

Head Coach: Blaine Taylor  
CAA Champions

Nov. 2	71-42	W	Eliz. City State (exh.)
Nov. 11	82-33	W	Carleton U. (exh.)
Nov. 20	63-55	W	South Alabama
Nov. 22	64-59	W	Kent State#
Nov. 25	67-62	W	at TCU#
Nov. 27	99-54	W	Shawnee State#
Nov. 28	67-71	L	at Texas A&M Corpus Christi#
Dec. 1	86-38	W	VMI
Dec. 4	69-56	W	William & Mary
Dec. 7	70-54	W	at Liberty
Dec. 12	51-50	W	at East Carolina
Dec. 18	86-65	W	East Tennessee State
Dec. 20	88-56	W	Longwood
Dec. 22	66-62	W	St. Joseph's
Jan. 2	60-73	L	at DePaul
Jan. 5	60-59	W	at Drexel
Jan. 8	76-43	W	James Madison
Jan. 12	65-56	W	at Towson
Jan. 15	71-58	W	George Mason
Jan. 19	67-66	W	at Hofstra
Jan. 22	70-56	W	UNC Wilmington
Jan. 26	71-62	W	Delaware
Jan. 29	71-75	L	at VCU
Jan. 31	86-72	W	Drexel
Feb. 2	70-59	W	Towson
Feb. 5	74-63	W	at UNC Wilmington
Feb. 9	56-49	W	at Delaware
Feb. 12	82-76	W	VCU
Feb. 16	76-82	L	at George Mason
Feb. 19	82-66	W	at William & Mary
Feb. 23	63-66	L	Hofstra
Feb. 26	82-60	W	at James Madison
Mar. 5	64-51	W	William & Mary (CAATrn.)
Mar. 6	72-58	W	Hofstra (CAA Semis)
Mar. 7	73-66	W	VCU (ot) (CAA Final)

Mar. 18	81-89	L	Michigan State (NCAA 1st Rd) # Corpus Christi Challenge * CAA Games
---------	-------	---	---

## 2005-06 (24-10/13-5)

Head Coach: Blaine Taylor

Oct. 28	72-51	W	Blue-White
Nov. 02	82-58	W	Saskatchewan (exh.)
Nov. 12	96-51	W	Virginia State (exh.)
Nov. 18	74-65	W	Georgia#
Nov. 19	65-52	W	Fordham
Nov. 21	84-81	L	Wisconsin
Nov. 26	80-57	W	Mount St. Mary's
Nov. 30	77-62	W	at VMI
Dec. 03	79-53	W	East Carolina
Dec. 07	54-53	W	George Mason*
Dec. 10	61-42	L	at Drexel*
Dec. 17	87-43	W	DePaul
Dec. 20	61-58	L	at Richmond (ot)
Dec. 22	85-57	L	at UAB
Dec. 30	58-55	W	Virginia Tech
Jan. 03	64-59	W	UNC-Wilmington*
Jan. 05	85-71	W	at Towson*
Jan. 07	85-79	W	Northeastern*
Jan. 12	77-62	W	at Georgia State*
Jan. 14	78-75	W	VCU*
Jan. 19	76-68	L	Hofstra*
Jan. 21	65-56	W	at William & Mary*
Jan. 26	74-67	W	Drexel*
Jan. 28	66-47	L	at George Mason*
Feb. 02	65-63	L	at Hofstra*
Feb. 04	87-69	W	James Madison*
Feb. 09	81-60	W	William & Mary*
Feb. 11	80-74	L	at VCU*
Feb. 15	75-56	W	Georgia State*
Feb. 18	84-71	W	Marist
Feb. 23	75-58	W	at James Madison*
Feb. 25	69-53	W	at Delaware*
Mar. 04	71-63	L	Northeastern (CAATrn.)
Mar. 15	79-61	W	at Colorado (NIT)
Mar. 20	70-66	W	Manhattan (NIT)
Mar. 22	61-51	L	at Hofstra (NIT)
Mar. 28	66-43	L	Michigan(NIT-Semi Finals) Madison Square Garden

\* CAA Games

# St. Thomas, VI. (Paradise Jam)

## 2006-07 (24-9/15-3)

Head Coach: Blaine Taylor

NCAA 1st Round	Nov. 10	54-40	W	Monmouth %
	Nov. 11	69-61	W	Arkansas State%
	Nov. 12	70-74	L	Clemson#
	Nov. 17	70-55	W	Florida Atlantic
	Nov. 19	75-62	W	at #8 Georgetown
	Nov. 25	69-52	W	Richmond
	Nov. 29	71-84	L	at Marist
	Dec. 2	70-57	W	James Madison*
	Dec. 6	55-72	L	at Virginia Tech
	Dec. 16	74-57	W	South Carolina State
	Dec. 18	56-42	W	UAB
	Dec. 29	65-71	L	Winthrop
	Jan. 3	73-67	W	at Northeastern*
	Jan. 6	65-63	W	George Mason*
	Jan. 8	58-70	L	at Hofstra*
	Jan. 10	83-48	W	Delaware*
	Jan. 13	84-57	W	Drexel*
	Jan. 17	65-72	L	at James Madison*
	Jan. 20	75-80	L	at VCU*
	Jan. 24	59-44	W	William & Mary*
	Jan. 27	86-70	W	at UNC-Wilmington*
	Jan. 29	92-57	W	Georgia State*
	Feb. 1	62-52	W	at Drexel*
	Feb. 3	66-56(ot)	W	at George Mason*
	Feb. 7	68-55	W	at Georgia State*
	Feb. 10	79-63	W	VA Commonwealth*
	Feb. 13	96-82	W	Hofstra*
	Feb. 17	73-70	W	at Toledo
	Feb. 21	79-65	W	Towson*
	Feb. 24	62-57	W	at William & Mary*
	March 3	58-55	W	Towson#
	March 4	63-79	L	George Mason#
	March 15	46-57	L	Butler ##

\* CAA games

% Cox Classic at ODU

#CAA Tournament in Richmond, Va.

## NCAA Tournament in Buffalo, NY.

## 2007-08 (18-6)

Blaine Taylor  
CBI Quarterfinals

Nov. 11	65-54	W	South Carolina State
Nov. 16	66-35	W	Toledo
Nov. 18	53-66	L	at Clemson
Nov. 20	74-63	W	Iona
Nov. 23	82-99	L	vs. #1 North Carolina \$
Nov. 24	53-64	L	vs. #6 Louisville\$
Nov. 28	48-66	L	#5 Georgetown
Dec. 1	72-64	W	at Georgia State
Dec. 8	74-49	W	Maryland E. Shore
Dec. 16	72-69	W	Virginia Tech
Dec. 19	49-55	L	at Richmond
Dec. 21	59-62	L	at Winthrop
Dec. 29	57-73	L	at UAB
Jan. 2	75-54	W	Hofstra
Jan. 5	61-70	L	William & Mary*
Jan. 9	71-59	W	at Towson*
Jan. 12	74-81	L	at Delaware* (2OT)
Jan. 16	79-52	W	James Madison*
Jan. 19	68-78	L	VA Commonwealth*
Jan. 23	53-86	L	at George Mason*
Jan. 26	72-59	W	at William & Mary*
Jan. 30	65-68	L	UNC-Wilmington*
Feb. 2	73-50	W	Georgia State*
Feb. 6	60-67	L	at Northeastern*
Feb. 9	72-64	W	George Mason*
Feb. 14	75-71	W	Drexel* (2OT)
Feb. 16	67-66	W	at VA Commonwealth*
Feb. 20	72-52	W	at James Madison*
Feb. 23	65-55	W	Bucknell
Feb. 27	70-58	W	Northeastern*
Mar. 1	64-72	L	at UNC-Wilmington*
Mar. 8	60-63	L	vs. William & Mary #
Mar. 18	68-65	W	Rider @
Mar. 24	76-80	L	at Virginia @

\$ Las Vegas Invitational

\* CAA Opponents # CAA Conf. Tournament

@ College Basketball Invitational

## 2008-09 (25-10)

Blaine Taylor  
CIT CHAMPIONS

Oct. 26	Blue-White scrimmage		
Nov. 4	69-51	W	vs. Chowan (exh.)
Nov. 8	85-59	W	vs. Virginia State (exh)
Nov. 16	69-68	W	at Charlotte
Nov. 22	77-62	L	UAB
Nov. 25	83-82 (2ot)	L	at Bucknell
Nov. 29	68-64	L	at Marshall
Dec. 3	65-62	W	Richmond
Dec. 6	56-49	W	Delaware*
Dec. 14	79-54	W	North Carolina Central
Dec. 17	86-60	W	at Duquesne
Dec. 20	66-54	W	Winthrop
Dec. 22	66-56	W	Maryland E. Shore
Dec. 30	80-50	W	Winston-Salem State
Jan. 3	55-54	L	at Georgia State*
Jan. 5	62-50	W	at William & Mary*
Jan. 7	70-62	L	James Madison*
Jan. 10	61-53	L	at George Mason*
Jan. 13	73-56	W	Georgia State*
Jan. 17	61-44	L	at VCU*
Jan. 21	87-57	W	UNC-Wilmington*
Jan. 24	58-42	W	Northeastern*
Jan. 28	80-74	W	at James Madison*
Jan. 31	73-71	W	George Mason*
Feb. 3	71-62	W	Towson*
Feb. 7	63-53	W	at Drexel*
Feb. 10	51-60	L	at Hofstra*
Feb. 14	69-65	W	Va Commonwealth*
Feb. 18	84-65	W	at UNC-Wilmington*
Feb. 21	80-56	W	Liberty
Feb. 25	64-63	W	William & Mary*
Feb. 28	57-54(ot)	W	at Northeastern*
Mar. 7	52-51	W	Hofstra#
Mar. 8	61-53	L	VCU#
Mar. 19	67-59	W	The Citadel!
Mar. 23	70-62	W	Belmont!
Mar. 26	81-43	W	JMU!
Mar. 31	66-62	W	at Bradley!

\* CAA games

# CAA Tournament in Richmond, Va.

! CIT College Insider.com Tournament

## 2009-10 (27-9/15-3)

Blaine Taylor  
CAA Champions

NCAA 2nd Round	Nov. 2	91-62	W	vs. Barton (Exh.)
	Nov. 7	86-48	W	vs. Elizabeth City State (Exh.)
	Nov. 15	69-38	W	vs. Bethune Cookman
	Nov. 17	98-59	W	vs. Longwood
	Nov. 19	73-41	W	at Liberty
	Nov. 21	70-62	W	vs. Marshall

Nov. 27	66-61	L	vs. Missouri
Nov. 28	69-55	L	vs. Mississippi State
Dec. 2	67-60	L	at Richmond
Dec. 5	65-44	W	vs. Delaware*
Dec. 8	64-38	W	vs. Mount Saint Mary
Dec. 11	58-50	L	at Dayton
Dec. 19	61-57	W	at Georgetown
Dec. 23	81-48	W	vs. Charlotte
Dec. 30	63-54	W	vs. Duquesne
Jan. 2	71-55	L	at George Mason*
Jan. 4	87-71	W	at Towson*
Jan. 6	74-72	W	vs. James Madison*
Jan. 9	57-46	W	vs. Hofstra*
Jan. 13	70-52	W	at UNC-Wilmington*
Jan. 16	71-48	W	vs. Drexel*
Jan. 20	68-49	W	at Delaware*
Jan. 23	58-55	W	at William & Mary*
Jan. 28	56-40	W	vs. Georgia State*
Jan. 30	74-64	L	at Northeastern*
Feb. 3	61-42	W	vs. William & Mary*
Feb. 6	70-58	L	at VCU*
Feb. 10	64-44	W	at James Madison*
Feb. 13	76-60	W	vs. George Mason*
Feb. 16	78-67	W	vs. Towson*
Feb. 19	71-62	L	at Northern Iowa
Feb. 23	75-62	W	at Georgia State*
Feb. 27	73-70	W	vs. VCU*
Mar. 6	86-56	W	Towson#
Mar. 7	73-69 (ot)	W	VCU#
Mar. 8	60-53	W	William & Mary#
Mar. 18	51-50	W	Notre Dame##
Mar. 20	76-68	L	Butler###

\* CAA games

#CAA Tournament in Richmond, Va.

## NCAA Tournament in New Orleans, La.

## 2010-11 (27-7/14-4)

Blaine Taylor  
CAA Champions  
NCAA 2nd Round

Nov. 12	59-62	L	at #20 Georgetown
Nov. 15	79-57	W	High Point
Nov. 19	59-52	W	St. Peter's#
Nov. 21	61-60	W	Clemson#
Nov. 22	67		

# YEAR-BY-YEAR RESULTS

Jan. 7	75-38	W	Towson*
Jan. 11	68-66	W	at Delaware*(ot)
Jan. 14	69-61	W	Hofstra*
Jan. 18	71-41	W	at Towson
Jan. 21	48-61	L	at VCU*
Jan. 23	69-57	W	Northeastern*
Jan. 25	53-48	W	at UNCW*
Jan. 28	68-44	W	William & Mary*
Feb. 2	80-71	W	James Madison*
Feb. 4	50-54	L	at George Mason*
Feb. 8	70-51	W	at William & Mary*
Feb. 11	64-68	L	VCU*
Feb. 14	81-64	W	UNCW*
Feb. 18	73-67	W	at Missouri State(%)
Feb. 22	65-60	W	at Georgia State*(ot)
Feb. 25	72-73	L	Drexel*
Mar. 3	88-74	L	Delaware**
Mar. 4	51-78	L	Drexel**
Mar. 13	68-66	W	Coastal Carolina#
Mar. 18	65-56	W	USC Upstate# (at Scope)
Mar. 21	73-79	L	Mercer#

+ NCAA 2nd rd in Washington, DC.  
\*\*CAA Tournament  
%ESPN Bracketbuster  
\*CAA Games  
#Paradise Jam in St. Thomas, VI

## 2012-13 (5-25/12-15)

Blaine Taylor/Jim Corrigan			
Nov. 9	45-46	L	Holy Cross
Nov. 10	72-61	W	Morgan State
Nov. 11	70-79	L	UTSA
Nov. 17	55-67	L	at Cleveland State
Nov. 21	71-76	L	VMI
Nov. 24	72-79	L	at Murray State
Dec. 1	62-71	L	at William & Mary*
Dec. 4	53-80	L	Richmond
Dec. 7	70-83	L	VCU
Dec. 14	71-75	L	UCF
Dec. 18	65-76	L	at Coll. Of Charleston
Dec. 22	63-61	W	vs Virginia
Dec. 29	54-55	L	Fairfield
Jan. 5	55-58	L	JMU*
Jan. 5	72-84	L	Delaware*
Jan. 10	46-71	L	at George Mason*
Jan. 16	60-65	L	at UNCW*
Jan. 19	54-69	L	Georgia State*
Jan. 26	46-56	L	at James Madison*
Jan. 30	66-68	L	Towson*
Feb. 2	63-83	L	at Georgia State*
Feb. 4	74-85	L	George Mason*
Feb. 7	78-66	W	at Drexel*
Feb. 9	74-79	Lot	Northeastern*
Feb. 11	73-75	L	Delaware*
Feb. 16	62-74	L	William & Mary*
Feb. 20	84-61	W	UNCW*
Feb. 24	59-70	L	at Hofstra*
Feb. 28	77-81	L	Drexel*
Mar. 2	81-74	W	at Northeastern*

\*- Conference Game

## 2013-14 (18-18/9-7)

Jeff Jones			
CBI semifinals			
Nov. 8	67-79	Lot	Missouri State
Nov. 13	77-57	W	Howard
Nov. 15	70-60	W	Murray State
Nov. 21	69-51	W	Presbyterian*
Nov. 23	86-69	W	Georgia Southern#
Nov. 26	60-78	L	vs West Virginia##
Nov. 27	52-62	L	vs St. Louis##
Dec. 3	69-76	Lot	N.C. Central
Dec. 8	48-69	L	at VCU
Dec. 14	73-79	L	at Georgia State
Dec. 18	44-51	L	College of Charleston
Dec. 21	69-57	W	at UNCW
Dec. 28	58-67	L	at Richmond
Jan. 1	68-74	L	at William & Mary
Jan. 4	71-66	W	George Mason
Jan. 11	81-70	W	at East Carolina*
Jan. 16	52-36	W	at FIU*
Jan. 18	65-60	W	at FDU*
Jan. 23	60-75	L	Southern Miss*
Jan. 25	70-64	W	Tulane*
Jan. 30	66-75	L	at UAB*
Feb. 1	48-64	L	at Middle Tennessee*
Feb. 6	69-61	W	UTSA*
Feb. 8	49-63	L	UTEP*
Feb. 13	72-62	W	at North Texas*
Feb. 15	37-67	L	at Tulsa*
Feb. 20	55-51	W	Rice*
Feb. 22	66-71	L	LA Tech*
Feb. 27	70-63	W	Marshall*
Mar. 2	63-74	L	at Charlotte*
Mar. 6	68-47	W	East Carolina*
Mar. 12	73-58	W	vs Marshall (C-USA)
Mar. 13	48-62	L	vs Middle Tennessee (C-USA)
Mar. 19	72-65	W	South Dakota State (CBI)
Mar. 24	82-59	W	Radford (CBI)
Mar. 26	64-71	L	at Fresno State (CBI)

\*- Conference Game  
#Cancun Challenge games at ODU  
## Cancun Challenge in Mexico

## 2014-15 (27-8/13-5)

Jeff Jones			
NIT Semi-Finals			
Nov. 15	76-56	W	UNCW
Nov. 18	63-57	W	Richmond

Nov. 21	70-61	W	LSU#
Nov. 23	45-64	L	Illinois State#
Nov. 24	58-46	W	Gardner-Webb#
Nov. 29	73-67	W	VCU
Dec. 3	75-69	W	at George Mason
Dec. 14	85-48	W	NC A&T
Dec. 17	58-54	Wot	Georgia State
Dec. 19	60-43	W	Maryland - Eastern Shore
Dec. 22	69-62	W	W&M
Dec. 29	69-35	W	Mount St. Mary's
Jan. 4	61-54	W	at Charlotte*
Jan. 8	72-51	W	at Marshall*
Jan. 10	65-72	L	at Western Kentucky*
Jan. 15	63-53	W	Rice*
Jan. 17	61-50	W	North Texas*
Jan. 22	58-68	Lot	at Middle Tennessee*
Jan. 24	68-81	L	at UAB*
Jan. 29	71-56	W	FIU*
Jan. 31	68-57	W	FAU*
Feb. 7	61-57	W	Charlotte*
Feb. 12	67-72	L	at UTSA*
Feb. 14	47-62	L	at UTEP*
Feb. 19	64-38	W	Southern Miss*
Feb. 21	72-53	W	LA Tech*
Feb. 26	63-54	W	at Rice*
Feb. 28	70-57	W	at North Texas*
Mar. 5	67-50	W	Marshall*
Mar. 7	75-52	W	Western Kentucky*
Mar. 12	52-59	L	Middle Tennessee*
Mar. 18	65-56	W	Charleston Southern!
Mar. 23	50-49	W	Illinois State!
Mar. 25	72-69	W	Murray State!
Mar. 31	60-67	L	Stanford!

\*Conference Game  
#Paradise Jam in St. Thomas, VI  
+C-USA Championship  
INIT

## 2015-16 (25-13/12-6)

Jeff Jones			
Vegas 16 Champions			
C-USA Runner-Up			
Nov. 13	67-50	W	vs. Niagara
Nov. 16	77-58	W	vs. Buffalo
Nov. 18	79-48	W	vs. Morgan State
Nov. 21	39-61	L	at No. 21 Purdue \$
Nov. 22	64-66	L	at Saint Joseph's \$
Nov. 28	67-76	L	at VCU
Dec. 01	48-55	L	at William & Mary
Dec. 04	82-38	W	vs. Delaware State
Dec. 12	64-68	L	at Georgia State
Dec. 16	61-77	L	at Richmond
Dec. 18	77-47	W	vs. UME\$
Dec. 22	71-65	W	vs. Rhode Island
Dec. 29	68-57	W	vs. Norfolk State
Jan. 02	74-65	W	vs. Charlotte*
Jan. 07	56-53	W	at LA Tech*
Jan. 09	71-73	L	at Southern Miss*
Jan. 14	71-72	Lot	vs. UAB*
Jan. 16	61-64	L	vs. Middle Tennessee*
Jan. 21	68-62	W	vs. WKU*
Jan. 23	75-78	L	vs. Marshall*
Jan. 28	78-66	W	at Florida Atlantic*
Jan. 30	64-60	W	at FIU*
Feb. 06	74-69	Wot	at Charlotte*
Feb. 11	67-47	W	vs. North Texas*
Feb. 13	66-75	L	vs. Rice*
Feb. 18	59-56	W	at WKU*
Feb. 20	65-82	L	at Marshall*
Feb. 25	74-53	W	vs. UTEP*
Feb. 27	78-56	W	vs. UTSA*
Mar. 03	76-70	W	at North Texas*
Mar. 05	74-67	W	at Rice*
Mar. 09	72-46	W	vs. FAU*
Mar. 10	68-52	W	vs. LA Tech #
Mar. 11	89-77	W	vs. WKU #
Mar. 12	53-55	L	vs. Middle Tennessee #
Mar. 28	75-59	W	vs. Tennessee Tech %
Mar. 29	64-49	W	vs. UCSB %
Mar. 30	68-67	W	vs. Oakland %

\$ HOF Classic at Uncasville, CT.  
\* Conference Game  
# C-USA Tournament at Birmingham, Ala.  
% Vegas 16 Tournament at Las Vegas, Nev.

## 2016-17 (19-12/12-6)

Jeff Jones			
Nov. 11	62-55	W	James Madison
Nov. 14	64-61	W	at Richmond
Nov. 23	62-68	Lot	No. 10 Louisville\$
Nov. 24	60-66	L	LSU\$
Nov. 25	63-55	W	St. John's\$
Nov. 30	59-47	W	Dartmouth
Dec. 03	60-58	W	at Towson
Dec. 06	39-51	L	at Rhode Island
Dec. 10	64-67	L	VCU
Dec. 18	58-46	W	Georgia State
Dec. 22	65-46	W	Howard
Dec. 29	54-65	L	William & Mary
Dec. 31	62-56	W	Rice*
Jan. 02	55-48	W	North Texas*
Jan. 05	86-90	L	at Marshall*
Jan. 07	79-67	W	at Western Kentucky*
Jan. 12	54-50	W	Southern Miss*
Jan. 14	63-75	L	Louisiana Tech*
Jan. 21	72-74	L	at Charlotte*
Jan. 26	80-72	W	at Rice*

Jan. 28	73-67	W	at North Texas*
Feb. 02	64-57	W	FIU*
Feb. 04	61-65	L	FAU*
Feb. 09	51-64	L	at Middle Tennessee*
Feb. 11	83-62	W	at UAB*
Feb. 18	72-48	W	Charlotte*
Feb. 23	86-65	W	Marshall*
Feb. 25	67-53	W	Western Kentucky*
Mar. 02	62-61	W	at UTEP*
Mar. 04	55-73	L	at UTSA*
Mar. 09	63-64	L	Marshall#

\$ Battle 4 Atlantis  
\* Conference Game  
# C-USA Tournament at Birmingham, Ala.

## 2017-18 (25-7/15-3)

Jeff Jones			
Nov. 10	57-54	W	Towson
Nov. 13	69-53	W	at James Madison
Nov. 16	65-76	L	Temple \$
Nov. 17	62-44	W	Indiana State \$
Nov. 19	75-65	W	Dayton \$
Nov. 25	77-79	L	at William and Mary
Nov. 27	83-44	W	UMES
Dec. 2	75-82	L	at VCU
Dec. 6	79-60	W	Richmond
Dec. 9	88-46	W	Bowling Green
Dec. 17	82-77	Wot	at Fairfield University
Dec. 22	61-50	W	Norfolk State (Scope)
Dec. 30	89-58	W	Charlotte*
Jan. 4	82-75	Wot	at Rice*
Jan. 6	63-60	W	at North Texas*
Jan. 11	68-75	L	Western Kentucky*
Jan. 13	82-76	W	Marshall*
Jan. 18	64-54	W	at FIU*
Jan. 20	73-62	W	at FAU*
Jan. 27	88-66	W	at Charlotte*
Feb. 1	59-66	L	Middle Tennessee*
Feb. 3	65-60	W	UAB*
Feb. 8	68-63	W	at Southern Miss*
Feb. 10	82-69	W	at Louisiana Tech*
Feb. 15	100-62	W	UTSA*
Feb. 17	82-33	W	UTEP*
Feb. 22	84-79	W	at Marshall*
Feb. 24	66-88	L	at Western Kentucky*
Mar. 1	69-64	W	FAU*
Mar. 3	79-53	W	FIU*
Mar. 8	62-58	W	Louisiana Tech#
Mar. 9	49-52	L	Western Kentucky#

\$ Charleston Classic  
\* Conference Game  
# C-USA Tournament in Frisco, Texas

## 2018-19 (26-9/13-5)

Jeff Jones			
C-USA Regular Season & Tournament Champs			
NCAA First Round			
Nov. 6	67-44	W	Navy
Nov. 9	64-79	L	at Saint Joseph's
Nov. 16	56-61	L	Oregon State \$
Nov. 17	65-47	W	Kennesaw State \$
Nov. 19	53-54	L	Northern Iowa \$
Nov. 23	72-65	W	Northern Iowa
Nov. 28	62-52	W	VCU
Dec. 1	67-42	W	James Madison
Dec. 5	71-53	W	William & Mary
Dec. 9	79-69	W	Fairfield
Dec. 15	68-62	W	at Syracuse
Dec. 19	63-54	W	at Richmond
Dec. 22	76-53	W	Morgan State
Jan. 3	67-70	L	Marshall*
Jan. 5	69-66	W	Western Kentucky*
Jan. 10	73-80	L	at Florida Atlantic*
Jan. 12	75-74	W	at FIU*
Jan. 17	64-63	W	LA Tech*
Jan. 19	76-62	W	Southern Miss*
Jan. 21	76-70	W	at Charlotte*
Jan. 24	50-48	W	at UTEP*
Jan. 26	73-74	L	at UTSA*
Jan. 31	72-61	W	North Texas*
Feb. 2	80-76	W	Rice*
Feb. 7	70-59	W	at UAB*
Feb. 9	55-50	W	at Middle Tennessee*
Feb. 16	73-60	W	Charlotte*
Feb. 23	67-63	W	Western Kentucky*
Feb. 28	65-64	W	at UTSA*
Mar. 6	52-59	L	Southern Miss*
Mar. 9	64-50	L	at UAB*
Mar. 14	57-56	W	LA Tech #
Mar. 15	61-59	W	UAB #
Mar. 16	62-56	W	Western Kentucky #
Mar. 21	48-61	L	Purdue ^

\* Conference Game  
\$ Paradise Jam  
# Conference USA Tournament in Frisco, Texas  
^ NCAA Tournament

## 2019-20 (13-19/9-9)

Jeff Jones			
Nov. 5	53-58	L	at Northern Iowa
Nov. 10	82-69	W	Saint Joseph's
Nov. 13	62-53	W	Loyola University (Md.)
Nov. 16	76-69	W	at Northeastern
Nov. 20	78-80	L	James Madison
Nov. 25	53-60	L	George Mason \$
Nov. 26	50-66	L	Washington State \$
Nov. 27	61-68	L	Loyola (Chicago) \$
Dec. 3	46-63	L	at William & Mary

Dec. 7	57-69	L	at VCU
Dec. 14	55-69	L	at Illinois
Dec. 18	59-62	L	Richmond
Dec. 22	76-52	W	UMES
Jan. 2	70-60	W	Middle Tennessee*
Jan. 4	58-52	W	UAB*
Jan. 11	47-53	L	at Charlotte*
Jan. 16	69-71	L	at Western Kentucky*
Jan. 18	67-68	L	at Marshall*
Jan. 20	66-62	W	Charlotte*
Jan. 23	80-83	L	FIU*
Jan. 25	65-55	W	FAU*
Jan. 30	68-58	W	at Southern Miss*
Feb. 1	73-76	L	at Louisiana Tech*
Feb. 6	81-85	L	UTSA*
Feb. 8	72-53	W	UTEP*
Feb. 13	73-70	W	at Rice*
Feb. 15	47-64	L	at North Texas*
Feb. 22	66-74	L	at Marshall



# VS. OPPONENTS

**ALABAMA • (1-2)**  
 1980-81 L N at (Santa Clara)..... 63-71  
 1991-92 L at ..... 67-105  
 1992-93 W ..... 93-91

**UAB • (16-23)**  
 1982-83 L at ..... 60-71  
 W ..... 84-57  
 1983-84 L at ..... 73-83  
 W ..... 76-55  
 L at (SBC Final) ..... 60-62  
 L ..... 55-56  
 1984-85 W at ..... 59-58  
 W N (SBC Semi-Final) ..... 68-67  
 L ..... 51-66  
 1985-86 L ..... 58-71  
 L ..... 60-64  
 1986-87 L at ..... 70-72  
 W (ot) ..... 82-80  
 L at (ot) ..... 74-80  
 1988-89 W ..... 101-89  
 L at ..... 77-92  
 W N (SBC) (ot) ..... 87-89  
 1989-90 L ..... 61-64  
 L at ..... 72-87  
 1990-91 W ..... 95-87  
 L at ..... 77-79  
 W N (SBC) (ot) ..... 94-88  
 L at ..... 57-85  
 2005-06 L at ..... 56-42  
 2006-07 W ..... 57-73  
 2007-08 L at ..... 62-77  
 2008-09 L ..... 66-75  
 2010-11 L at ..... 68-81  
 2015-16 L (OT) ..... 71-72  
 2016-17 W at ..... 83-62  
 2017-18 W ..... 65-60  
 2018-19 W at ..... 70-59  
 L ..... 50-64  
 W N (C-USA) ..... 61-59  
 2019-20 W ..... 58-52  
 L at ..... 72-63  
 2020-21 L at ..... 69-76  
 W at ..... 65-58  
 2021-22 W ..... 81-72

**ALASKA-ANCHORAGE • (1-0)**  
 1995-96 W at ..... 78-77

**ALASKA STATE • (1-0)**  
 2006-07 W (CC) ..... 69-61

**AMERICAN • (21-12)**  
 1956-57 L at ..... 69-72  
 1965-66 L ..... 94-112  
 1966-67 L at ..... 94-102  
 L ..... 94-108  
 1967-68 W ..... 81-78  
 1968-69 W at ..... 75-64  
 1969-70 W ..... 92-84  
 1970-71 L at ..... 75-97  
 1980-81 L (KODC) ..... 75-79  
 1988-89 W (Hampton) ..... 77-69  
 1989-90 W ..... 91-74  
 1990-91 W at ..... 87-82  
 1991-92 L ..... 74-79  
 L at ..... 69-83  
 1992-93 W at ..... 95-88  
 W ..... 86-85  
 1993-94 W at (ot) ..... 77-81  
 1994-95 W at ..... 89-82  
 W ..... 91-74  
 W (CAA) (ot) ..... 77-67  
 1995-96 W ..... 67-47  
 L at ..... 74-83  
 1996-97 L at (ot) ..... 77-80  
 W (FH) ..... 99-61  
 1997-98 W at ..... 69-57  
 W (FH) ..... 80-71  
 1998-99 W ..... 72-58 (FH)  
 W at ..... 76-70 (OT)  
 1999-00 W 62-57  
 L at ..... 66-73 (OT)  
 2000-01 W 61-53  
 W at ..... 84-57

**AMERICAN • PUERTO RICO • (0-1)**  
 1956-57 L at ..... 72-75

**ARIZONA • (0-1)**  
 1975-76 L at ..... 74-88

**ARIZONA STATE • (0-1)**  
 1994-95 L at ..... 52-71

**ARKANSAS STATE • (1-0)**  
 2006-07 W (CC) ..... 69-61

**ATLANTIC CHRISTIAN • (5-17)**  
 1939-40 L ..... 48-49  
 1946-47 W ..... 39-25  
 L ..... 49-54  
 L ..... 54-76  
 L ..... 66-85  
 1956-57 L ..... 66-82  
 L ..... 65-111  
 1957-58 L ..... 64-89  
 L ..... 70-71  
 1958-59 L ..... 68-70  
 W ..... 78-59  
 1959-60 L ..... 80-87  
 L ..... 60-62  
 1960-61 L ..... 62-75  
 1962-63 W ..... 64-75  
 L ..... 96-105  
 L ..... 88-89  
 L ..... 89-96  
 1963-64 L ..... 104-105  
 1965-66 L ..... 86-111  
 1966-67 L at ..... 86-74  
 1974-75 W ..... 110-71

**AUBURN • (1-2)**  
 1970-71 W ..... 89-76  
 1992-93 L at ..... 85-96  
 1993-94 L ..... 87-101

**AUSTIN PEAY • (2-3)**  
 1975-76 L at ..... 73-78  
 1977-77 L at (ot) ..... 76-81  
 W ..... 77-68  
 1978-78 W ..... 85-67  
 1979-79 L at (ot) ..... 65-68

**UNIV. OF BALTIMORE • (15-3)**  
 1956-57 L ..... 67-79  
 1957-58 W ..... 80-66  
 1958-59 L ..... 61-79  
 1961-62 W ..... 87-74  
 W ..... 73-65  
 1962-63 W ..... 82-80  
 1963-64 W ..... 102-85  
 1964-65 W ..... 94-86  
 1965-66 L ..... 60-80  
 1966-67 W ..... 81-67  
 W ..... 102-53  
 1967-68 W at ..... 122-100  
 W N (MD Tm.) ..... 93-86  
 1968-69 W ..... 97-62  
 W (MD Tm.) ..... 99-90  
 1969-70 W at ..... 95-88  
 1974-75 W (NCAA II) ..... 95-72  
 1975-76 W (NCAA II) ..... 73-58

**BAYLOR • (1-1)**  
 1973-74 W (KODC) ..... 87-79  
 2009-10 L (NCAA) ..... 68-76

**BELMONT • (1-0)**  
 2008-09 W (CIT) ..... 70-62

**BELMONT ABBEY • (1-2)**  
 1962-63 L at ..... 68-79  
 1975-76 W ..... 79-48  
 1977-78 L ..... 67-75

**BETHUNE-COOKMAN • (1-0)**  
 2009-10 W ..... 69-38

**BISCAYNE • (1-3)**  
 1971-72 L at ..... 81-84  
 1972-73 L ..... 90-92  
 1973-74 L at ..... 74-78  
 1974-75 W ..... 99-98

**BLOOMSBURG STATE • (1-0)**  
 1974-75 W ..... 101-79

**BLUEFIELD STATE • (2-0)**  
 1937-38 W ..... 53-36  
 1967-68 W ..... 106-73

**BOSTON UNIVERSITY • (4-0)**  
 1977-78 W at ..... 76-74  
 1978-79 W ..... 90-72  
 1980-81 W at ..... 78-71  
 1981-82 W ..... 71-61

**BOWLING GREEN • (1-0)**  
 2017-18 W ..... 88-46

**BRADLEY • (1-1)**  
 1993-94 L at (NIT) ..... 75-79  
 2008-09 W at (CIT) ..... 66-62

**BRIDGEWATER • (12-8)**  
 1955-56 L ..... 78-91  
 1956-57 W ..... 78-70  
 1957-58 W ..... 75-55  
 1958-59 L ..... 72-76  
 L ..... 51-71  
 1959-60 L ..... 69-77  
 W ..... 82-75  
 1960-61 W ..... 84-76  
 W ..... 99-73  
 1961-62 W ..... 100-81  
 W ..... 76-69  
 1962-63 W ..... 88-68  
 W ..... 102-67  
 1963-64 L ..... 77-81  
 W ..... 78-75  
 1964-65 W ..... 72-68  
 W ..... 104-64  
 1965-66 L ..... 83-87  
 L (ot) ..... 92-104  
 1966-67 L N (MD Tm.) ..... 68-72

**BRIGHAM YOUNG • (0-1)**  
 1975-76 L (KODC) ..... 77-80

**BUCKNELL • (2-1)**  
 1978-79 W (KODC) ..... 88-76  
 2007-08 W (BB) ..... 65-55  
 2008-09 L at (2ot) ..... 82-83

**BUFFALO • (3-0)**  
 1968-69 W at ..... 83-72  
 1998-99 W (Hawaii) ..... 85-65  
 2015-16 W ..... 77-58

**BUTLER • (0-3)**  
 1998-99 L at (NIT) ..... 62-75  
 2006-07 L NCAA ..... 46-57  
 2010-11 L NCAA ..... 58-60

**CALIFORNIA-BERKELEY • (1-0)**  
 1974-75 W (KODC) ..... 84-73

**CALIFORNIA-IRVINE • (1-0)**  
 1973-74 W ..... 84-77

**CALIFORNIA ST-SACRAMENTO • (2-0)**  
 1995-96 W at (OT) ..... 69-62  
 2001-02 W (GC) ..... 69-52

**CAMPBELL • (9-2)**  
 1938-39 W ..... 56-48  
 1946-47 L ..... 43-48  
 W ..... 52-40  
 1966-67 W ..... 94-78  
 1970-71 L ..... 79-82  
 1971-72 W ..... 111-73  
 1972-73 W ..... 99-86  
 1973-74 W ..... 96-67  
 1974-75 W ..... 83-77  
 1975-76 W ..... 120-93  
 2002-03 W ..... 72-43

**CATAWBA • (1-0)**  
 1968-69 W N ..... 79-72

**CATHOLIC U. • (9-7)**  
 1957-58 L ..... 66-84  
 1959-60 L ..... 65-82  
 1960-61 L ..... 71-76  
 1963-64 L ..... 82-98  
 1964-65 L ..... 76-83  
 1965-66 L ..... 78-83  
 1966-67 W at ..... 86-78  
 1967-68 W ..... 92-85  
 L N (MD Tm.) ..... 78-82  
 1968-69 W at ..... 80-57  
 1969-70 W ..... 85-74  
 1970-71 W at ..... 90-82  
 1971-72 W ..... 95-73  
 1973-74 W at ..... 88-72  
 1974-75 W ..... 81-62  
 1979-80 W (ECAC Tm.) ..... 112-59

**CHAMINADE • (1-0)**  
 1988-89 W at ..... 83-56

**CHARLOTTE • (28-16)**  
 1982-83 W ..... 78-58  
 L at ..... 72-80  
 1983-84 L at ..... 73-75  
 W ..... 79-71  
 1984-85 W ..... 86-60  
 W at ..... 80-64  
 1985-86 W at ..... 94-87  
 W ..... 88-70  
 W N (SBC Tm.) ..... 76-67  
 1986-87 L at ..... 57-74  
 L ..... 65-83  
 1987-88 L at ..... 65-81

1988-89 L ..... 81-82  
 W at ..... 90-79  
 W ..... 88-82  
 1989-90 W ..... 94-78  
 L at ..... 82-95  
 L ..... 87-93  
 1990-91 W at ..... 95-83  
 L ..... 76-78  
 1993-94 L at ..... 65-64  
 1996-97 W ..... 44-72  
 1997-98 L at ..... 72-56  
 1998-99 W ..... 72-48  
 1999-00 L at ..... 102-105 (2 ot)  
 2003-04 L ..... 69-68  
 2008-09 W at ..... 81-48  
 2009-10 W ..... 63-74  
 2013-14 L at ..... 61-54  
 2014-15 W at ..... 61-57  
 W ..... 74-65  
 2015-16 W at (OT) ..... 74-69  
 L at ..... 72-74  
 W ..... 72-48  
 2017-18 W ..... 89-58  
 W at ..... 88-66  
 2018-19 W at ..... 76-70  
 W ..... 73-60  
 2019-20 L at ..... 53-47  
 W ..... 66-62  
 2020-21 W at (OT) ..... 78-76  
 W ..... 64-45  
 2021-22 L at ..... 67-71  
 W ..... 68-52

**CENTRAL CONN. STATE • (2-0)**  
 1985-86 W ..... 75-51  
 1998-99 W (Hawaii) ..... 77-75

**CENTRAL FLORIDA • (1-2)**  
 1999-00 W (SoCon) ..... 61-57  
 2011-12 L at ..... 53-61  
 2012-13 L ..... 71-75

**CHARLESTON SOUTHERN • (8-1)**  
*Formerly known as Baptist College*  
 1971-72 W ..... 91-74  
 1972-73 L at ..... 86-93  
 1973-74 W ..... 98-74  
 1974-75 W ..... 94-84  
 1975-76 W ..... 111-74  
 1976-77 W ..... 109-55  
 1977-78 W ..... 61-55  
 1978-79 W ..... 90-60  
 2014-15 W (NIT) ..... 65-56

**CHEYNEY STATE • (1-0)**  
 1975-76 W (NCAA II Quarters) ..... 90-85

**CINCINNATI • (0-1)**  
 1970-71 L at ..... 96-108

**THE CITADEL • (2-0)**  
 1966-67 W at ..... 78-70  
 2008-99 W (CIT) ..... 67-59

**CLEMSON • (2-2)**  
 1978-79 W at (NIT) (2 ot) ..... 61-59  
 2006-07 L (CC) ..... 70-74  
 2007-08 L at ..... 53-66  
 2010-11 W ..... 61-60

**COASTAL CAROLINA • (1-0)**  
 2001-02 W ..... 81-67

**CLEVELAND STATE • (1-1)**  
 2010-11 W ..... 74-63  
 2012-13 L at ..... 55-67

**COLGATE • (1-0)**  
 1981-82 W (KODC) ..... 70-47

**COLLEGE OF CHARLESTON • (0-3)**  
 2012-13 L at ..... 65-76  
 2013-14 L ..... 44-51  
 2021-22 L ..... 80-82

**COLORADO • (1-0)**  
 2005-06 W (NIT) at ..... 70-47

**COLUMBIA • (2-0)**  
 1974-75 W (KODC) ..... 80-67  
 1980-81 W (KODC) ..... 92-58

**CORNELL • (1-0)**  
 1975-76 W (KODC) ..... 88-77

**DARTMOUTH • (2-0)**  
 1976-77 W (KODC) ..... 95-70  
 2016-17 W ..... 59-47

**DAYTON • (6-6)**  
 1972-73 W at ..... 77-72  
 1974-75 L at ..... 69-70  
 1975-76 L at ..... 79-91  
 1981-82 L at ..... 77-78  
 1982-83 W ..... 61-53  
 1983-84 L at ..... 63-64  
 1984-85 W ..... 91-82  
 2000-01 W at ..... 81-76  
 2002-03 L at ..... 67-71  
 2009-10 L at ..... 50-58  
 2010-11 W ..... 74-71  
 2017-18 W (Charleston) ..... 79-77

**DELAWARE • (14-8)**  
 1972-73 W at ..... 83-75  
 1973-74 W ..... 92-80  
 2001-02 W ..... 60-58  
 L at ..... 75-70  
 2002-03 L (ot) ..... 74-75  
 L at ..... 63-73  
 2003-04 L at ..... 62-64  
 W ..... 85-74  
 2004-05 W ..... 71-56  
 W at ..... 56-49  
 2005-06 W at ..... 69-53  
 2007-08 L at (OT) ..... 74-81  
 2008-09 W ..... 56-49  
 2009-10 W ..... 65-44  
 W ..... 68-49  
 2010-11 L at ..... 67-75  
 W ..... 67-59  
 W (CAA) ..... 59-50  
 2011-12 W ..... 68-66(ot)  
 W ..... 88-74(CAA)  
 2012-13 L ..... 72-84  
 L at ..... 73-75

**DELAWARE STATE • (5-0)**  
 1976-77 W ..... 113-47  
 1979-80 W ..... 102-82  
 1983-84 W ..... 105-82  
 2001-02 W ..... 72-61  
 2015-16 W ..... 82-38

**DEPAUL • (6-5)**  
 1980-81 W at ..... 63-62  
 1981-82 L at ..... 60-70  
 1984-85 L at ..... 58-64  
 1985-86 W ..... 66-53  
 1986-87 L at ..... 61-72  
 1987-88 L ..... 88-95  
 2004-05 L at ..... 60-73  
 2005-06 W ..... 87-43  
 2006-07 W ..... 83-48  
 2011-12 W at ..... 68-64  
 W ..... 88-74

**DREXEL • (12-9)**  
 2001-02 W ..... 74-66  
 L at ..... 80-70  
 2002-03 W at ..... 72-69  
 L ..... 57-62  
 L CAA ..... 52-61  
 2003-04 W ..... 65-58  
 L ..... 85-74  
 2004-05 W at ..... 60-59  
 W ..... 86-72  
 2005-06 L at ..... 42-61  
 W ..... 74-67  
 2006-07 W ..... 84-57  
 W at ..... 62-52  
 2007-08 W (2OT) ..... 75-71  
 2008-09 W at ..... 62-53  
 2009-10 W ..... 71-48  
 2010-11 L at ..... 57-62  
 2011-12 L (CAA) ..... 72-73  
 W ..... 51-68  
 2012-13 W at ..... 78-66  
 L ..... 77-81

**DUKE • (0-2)**  
 1985-86 L N (NCAA) ..... 61-89  
 1995-96 L N ..... 55-75

**DIUQUESNE • (5-1)**  
 1979-80 W ..... 65-60  
 1980-81 W at ..... 73-70  
 1981-82 L ..... 75-79  
 1987-88 W at ..... 96-85  
 2008-09 W at ..... 86-60  
 2009-10 W ..... 63-54

**EAST CAROLINA • (38-16)**  
 1966-67 L at ..... 88-90  
 1967-68 W at ..... 94-90  
 1968-69 W ..... 75-74  
 1969-70 L at ..... 67-92  
 1970-71 W ..... 71-66  
 W at ..... 90-82

# vs. OPPONENTS

1971-72	W at	92-79
1972-73	W	67-53
1973-74	W at	80-78
1974-75	L	69-71
1975-76	W at	95-70
1976-77	W at	88-74
	W	87-78
1977-78	W at	112-81
	L	72-78
1978-79	W at(ot)	90-85
	L	84-99
1979-80	W at	70-65
	W	89-75
1980-81	W	76-67
1981-82	W	80-73
1990-91	W (2 ot)	79-78
1991-92	W at	80-72
	W (9ot)	89-83
1992-93	W	80-60
	W at	73-60
	L CAA	67-73
1993-94	W (fh)	79-62
	W at	75-72
1994-95	W	69-66
	W at	81-73
1995-96	L at	67-72
	W	81-57
1996-97	W	79-70
	L at	63-78
1997-98	L at	71-85
	W	66-61
1998-99	W at	54-51
	L	62-67
	W (CAA) 2ot	65-62
1999-00	L at	57-59
	L	60-62
2000-01	L at (ot)	63-68
	W	65-63
2001-02	W at	53-52
2002-03	L	67-75
2004-05	W at	51-50
2005-06	W	79-53
2010-11	W at	81-68
2011-12	W	63-58
2013-14	W at	81-70
	W	68-47
2021-22	L (MB)	60-73
	L at	62-63
<b>EAST TENNESSEE STATE • (1-0)</b>		
2004-05	W	86-65
<b>EASTERN MICHIGAN • (0-1)</b>		
1996-97	L N (Syracuse)	78-79
<b>EASTERN WASHINGTON • (0-1)</b>		
1988-89	L N (Hawaii)	71-76
<b>EASTERN ILLINOIS • (0-1)</b>		
1975-76	L N (NCAAII)	74-78
<b>ELIZABETH CITY ST • (0-1)</b>		
1965-66	L N	87-90
<b>ELON • (3-2)</b>		
1939-40	L	41-61
1959-60	L at	61-82
	W	85-62
1960-61	W	64-82
1998-99	W	84-70
<b>EMORY AND HENRY • (1-1)</b>		
1958-59	L at	71-87
	W	101-96
<b>EVANSVILLE • (2-1)</b>		
1970-71	L at (NCAAII)	82-97
1973-74	W at	87-69
1974-75	W	84-72
<b>FAIRFIELD • (2-2)</b>		
2011-12	L	51-59
2012-13	L	54-55
2017-18	W at (OT)	82-77
2018-19	W	79-69
<b>FAIRLEIGH DICKINSON • (1-0)</b>		
1983-84	W	80-62
<b>FAYETTEVILLE STATE • (1-0)</b>		
1972-73	W N (NCAAII)	80-74
<b>FERRUM COLLEGE • (1-0)</b>		
1940-41	W	46-29
<b>FLORIDA A &amp; M • (2-0)</b>		
1992-93	W at	104-83
1993-94	W	89-51
<b>FLORIDA ATLANTIC • (12-4)</b>		
2006-07	W	70-55

2013-14	W	65-60
2014-15	W	68-57
2015-16	W at	78-66
	W N (C-USA)	72-46
2016-17	L	61-65
2017-18	W at	73-62
	W	69-64
2018-19	L at	73-80
2019-20	W	65-55
	W (OT)	85-80
	W (CUSA Quarters)	66-56
2020-21	W	71-67
	W	64-55
2021-22	L at	62-81
	W	70-51
<b>FLORIDA INTERNATIONAL • (10-2)</b>		
2013-14	W at	52-36
2014-15	W	71-56
2015-16	W at	64-60
2016-17	W	64-57
2017-18	W at	64-54
	W	79-53
2018-19	W at	75-74
2019-20	L	83-80
2020-21	L at	67-82
	W at	71-66
2021-22	W at	82-77
	W	83-63
<b>FLORIDA SOUTHERN • (2-1)</b>		
1974-75	L at	69-71
1975-76	W	95-73
1978-79	W at	85-67
<b>FLORIDA STATE • (2-0)</b>		
1978-79	W (KODC)(2 ot)	80-76
2013-14	W at	65-60
<b>FORDHAM • (1-0)</b>		
2005-06	W(PJ)	65-51
<b>FREDERICK COLLEGE • (0-4)</b>		
1963-64	L	82-111
1966-67	L at	87-97
1967-68	L at	71-86
	L	84-96
<b>FRESNO STATE • (0-1)</b>		
2013-14	L at (CB)	64-71
<b>FURMAN • (0-1)</b>		
1999-00	L (SoCon)	58-65
<b>GANNON • (0-1)</b>		
1968-69	L at	88-92
<b>GARDNER WEBB • (2-0)</b>		
2000-01	W	84-57
2014-15	W N (PJ)	58-46
<b>GEORGETOWN • (3-3)</b>		
1976-77	W at (ECAC Trn)	80-58
1978-79	L N (ECAC Trn)	52-73
2006-07	W at	75-62
2007-08	L	48-66
2009-10	W at	61-57
2010-11	L	59-62
<b>GEORGE MASON • (37-22)</b>		
1979-80	W	99-78
1979-80	W	104-73
1980-81	W	66-51
1981-82	W	71-63
	W (ECAC Trn)	70-62
1988-89	W at	79-72
1989-90	W	87-82
1990-91	L at	75-77
1991-92	W	80-73
	W at	71-61
1992-93	W at	76-74
	W	91-62
1993-94	W at	120-91
	W	100-72
1994-95	W at	88-83
	W	94-70
	W CAA	110-94
1995-96	W	103-86
	W at (OT)	93-92
1996-97	W at	94-85
	W (FH)	85-62
1997-98	W	58-50
	W at	78-66
1998-99	L at	53-83
	L	73-79
	L (CAA Final)	58-63
1999-00	L at	75-77 (OT)
	W	75-64
2000-01	L at	76-81
	W	78-70

2001-02	L at	76-67
	L	78-63
2002-03	W	59-46
	L at	52-69
2003-04	W at	74-71
	L	66-70
2004-05	W	71-58
	L at	58-74
2005-06	W	54-53
	L at	47-66
2006-07	W	65-63
	W at(ot)	66-56
	L CAA	63-79
2007-08	L at	53-86
	W	72-64
2008-09	L at	53-61
	W	73-71
2009-10	L at	55-71
	W	76-60
2010-11	W	69-66
	L at	45-62
2011-12	L at	50-54
	L	54-63
2012-13	L	46-71
	L	74-85
2013-14	W	71-66
2014-15	W at	75-69
2019-20	L (Cayman Classic)	60-53
2021-22	W at	60-50
<b>GEORGE WASHINGTON • (5-8)</b>		
1974-75	L at	69-75
1988-89	W	88-62
1989-90	L at(ot)	67-71
1990-91	L	55-65
1991-92	W at	86-85
1996-97	L at	63-68
1997-98	L	56-58
1998-99	L at	89-92
1999-00	W	75-64
2000-01	L at	89-91
2001-02	L	68-64
2002-03	W at	84-76
2003-04	W	72-62
<b>GEORGIA • (1-2)</b>		
1968-69	L at	85-95
1980-81	L at (NIT)	60-74
2005-06	W (PJ)	74-65
<b>GEORGIA SOUTHERN • (14-4)</b>		
1969-70	W	99-95
	L at (NCAA II)	79-86
1970-71	W at	96-76
1971-72	L	98-101
	L at	92-109
1972-73	W at	104-91
1973-74	W at	91-81
	W	94-80
1974-75	W at	103-89
1975-76	W	85-83
	W at	85-82
1976-77	W at(ot)	83-82
	W	101-90
1977-78	L at	104-112
	W	79-73
1979-80	W	97-62
	W at	67-58
2013-14	W	89-69
<b>GEORGIA STATE • (17-6)</b>		
1976-77	W at	70-56
1977-78	L	68-71
1979-80	W at	71-64
1980-81	W	96-61
2005-06	W at	77-62
	W	75-56
2006-07	W	92-57
	W at	68-55
2007-08	W at	72-64
	W	73-50
2008-09	L at	54-55
	W	73-56
2009-10	W	56-40
	W at	75-62
2010-11	W at	51-48
	W	60-43
2011-12	W at	65-60
2012-13	L	54-69
	L at	63-83
2013-14	L at	73-79
2014-15	W (OT)	58-54
2015-16	L at	64-68
2016-17	W	58-46
<b>GEORGIA TECH • (0-2)</b>		
1985-86	L at	86-96
1986-87	L	64-81

<b>GUILFORD • (5-0)</b>		
1958-59	W	56-55
1959-60	W at	79-68
	W	101-70
1960-61	W at	74-72
	W	99-79
<b>HAMPTON UNIVERSITY • (5-2)</b>		
1967-68	W	120-106
1995-96	W	75-67
1996-97	W at	57-46
1997-98	W	72-60
1998-99	W	83-69
2001-02	L	84-77
2002-03	L at	70-77
<b>HAMPDEN-SYDNEY • (18-17)</b>		
1954-55	L	72-75
	L	87-79
1955-56	L	54-72
	L	74-78
1956-57	L	52-72
	W	69-63
1957-58	L	55-58
	L	53-92
1958-59	W	81-67
	L	69-71
1959-60	L	83-93
	W	76-72
1960-61	W	83-82
	W	90-78
1961-62	W	95-79
	L	82-84
1962-63	W	86-84
	L	70-74
	L	72-90
1963-64	W	80-76
	W	78-73
1964-65	W	74-64
	L	75-79
	L (MD Trn)	86-102
1965-66	L	89-95
	L (3 ot)	108-119
1966-67	W at	100-92
	W	103-90
1967-68	W	95-78
	W at	105-99
1968-69	W	109-67
	W	79-61
1969-70	W	108-82
	W at	88-75
<b>HAWAII • (0-1)</b>		
1994-95	L at	63-71
<b>HAWAII-HILO • (1-0)</b>		
1998-99	W at	80-60
<b>HIGH POINT • (1-2)</b>		
1938-39	L	34-67
1939-40	L	25-46
2010-11	W	79-57
<b>HOFSTRA • (15-9)</b>		
1993-94	W	92-66
2001-02	L at	67-66
	W	69-53
2002-03	L at	65-69
	W	77-46
2003-04	W	71-80
	L at	79-80
	W CAA	82-68
2004-05	W at	67-66
	L	63-66
	W CAA	72-58
2005-06	L at	68-76
	L at	63-65
	W at (NIT)	61-51
2006-07	L at	58-70
	W	96-82
2007-08	W	75-54
2008-09	L at	51-60
	W (CAA)	52-51
2009-10	W	57-46
2010-11	W at	75-64
	W (CAA)	77-69
2011-12	W	69-61
2012-13	L at	59-70
<b>HOLY CROSS • (0-1)</b>		
2012-13	L	45-46 (LTC)
<b>HOWARD • (6-0)</b>		
1981-82	W	93-65
1983-84	W	84-64
1993-94	W (fh)	74-60
2011-12	W (HOF)	53-43
2013-14	W	77-57
2016-17	W	65-46

<b>IDAHO • (0-1)</b>		
1995-96	L N	54-65
<b>IDAHO STATE • (1-1)</b>		
1986-87	L N (at UNLV)	71-79
1993-94	W N (at Wyoming)	70-66
<b>ILLINOIS • (0-2)</b>		
1990-91	L (P.Rico)	62-80
2019-20	L at	69-55
<b>ILLINOIS CHICAGO • (1-1)</b>		
2000-01	L at	60-73
2001-02	W	71-65
<b>ILLINOIS STATE • (1-1)</b>		
2014-15	L N (PJ)	45-64
	W (NIT)	50-49
<b>INDIANA • (0-1)</b>		
1971-72	L (KODC)	86-88
<b>INDIANA STATE • (1-1)</b>		
2017-18	W N (Charleston)	62-44
2021-22	L N (MB)	36-77
<b>IONA • (2-1)</b>		
1991-92	L at	71-86
1992-93	W FH	78-65
2007-08	W	74-63#
<b>JAMES MADISON • (58-28)</b>		
1971-72	W	99-68
1972-73	W	69-55
	W at	67-49
1973-74	W at	65-55
1974-75	W	89-54
1975-76	W at(ot)	87-83
	W (NCAAII)	86-77
1976-77	W	97-77
1977-78	L at	64-74
1978-79	W	75-62
1979-80	W	52-44
	W at	83-63
198		

# VS. OPPONENTS

2007-08	W	.....	79-52
	W	at.....	72-52
2008-09	L	.....	62-70
	W	at.....	80-74
	W	(CIT).....	81-43
2009-10	W	.....	74-72
	W	at.....	64-44
2010-11	W	.....	64-58
	W	at.....	75-59
2011-12	W	at.....	67-61
	W	.....	80-71
2012-13	L	at.....	55-58
	L	.....	46-56
2016-17	W	.....	62-55
2018-18	W	at.....	69-53
2018-19	W	.....	67-42
2019-20	L	.....	80-78
2021-22	L	at.....	58-53

## JACKSONVILLE • (13-9)

1982-83	W	at.....	69-64
	W	.....	71-58
	L	N (SBC Trn).....	59-63
1983-84	W	at.....	79-71
	W	.....	62-55
	W	N (SBC Trn).....	79-68
1984-85	L	(ot).....	78-79
	W	at.....	67-65
1985-86	W	.....	64-56
	L	at.....	51-69
	L	N (SBC Trn).....	61-67
1986-87	L	.....	71-89
	L	at.....	66-71
1987-88	W	at.....	78-77
	W	.....	73-64
1988-89	L	at.....	76-79
	W	.....	91-84
1989-90	W	.....	94-71
	L	at.....	72-81
	L	(SBC Trn).....	88-94
1990-91	W	.....	83-58
	W	at.....	82-75

## KANSAS STATE • (1-1)

1999-00	L	at.....	64-68
2000-01	W	.....	62-51

## KENNESAW STATE • (1-0)

2018-19	W	N.....	65-47
---------	---	--------	-------

## KENT STATE • (1-0)

2004-05	W	.....	64-59
---------	---	-------	-------

## KENTUCKY • (0-2)

1991-92	L	(NCAA).....	69-88
2011-12	L	(HOF).....	52-62

## KENTUCKY WESLEYAN • (3-2)

1970-71	W	(NCAAII).....	97-83
1971-72	L	at.....	86-99
1972-73	W	.....	125-112
1973-74	L	at.....	67-72
1974-75	W	.....	120-87

## LIBERTY • (4-0)

2003-04	W	.....	87-66
2004-05	W	at.....	70-54
2008-09	W	(BB).....	80-56
2009-10	W	at.....	73-41

## LONG ISLAND • (5-3)

1968-69	L	at.....	72-91
1969-70	W	.....	66-63
1970-71	L	at.....	58-62
1971-72	W	.....	104-78
1986-87	L	.....	64-70
1987-88	W	.....	83-68
1990-91	W	.....	88-62
2011-12	W	.....	77-69

## LONGWOOD • (3-0)

2004-05	W	.....	88-56
2009-10	W	.....	98-59
2021-22	W	.....	63-62

## LOUISVILLE • (0-2)

2007-08	L	N.....	53-64#
2016-17	L	N.....	62-68 (20T)!

## LOYOLA CHICAGO • (0-1)

2019-20	L	(Cayman Classic).....	68-61
---------	---	-----------------------	-------

## LOYOLA OF MARYLAND • (6-4)

1962-63	L	.....	70-76
1963-64	L	.....	75-79
1964-65	L	.....	71-89
1965-66	W	.....	98-64
	W	N.....	68-67
1966-67	L	at.....	87-88
1967-68	W	.....	114-87

1968-69	W	at.....	82-74
1969-70	W	.....	81-78
2019-20	W	.....	62-53

## LSU • (1-1)

2014-15	W	N (PJ).....	70-61
2016-17	L	N.....	60-66!

## LOUISIANA TECH • (7-3)

2013-14	L	.....	66-71
2014-15	W	.....	72-53
2015-16	W	at.....	56-53
	W	N (C-USA).....	68-52
2016-17	L	.....	63-75
2017-18	W	at.....	82-69
	W	N (C-USA).....	62-58
2018-19	W	.....	64-63
	W	N (C-USA).....	57-56
2019-20	L	at.....	76-73

## LYNCHBURG • (17-6)

1955-56	L	.....	63-68
1956-57	L	.....	62-76
	W	.....	62-48
1957-58	W	.....	66-56
	W	.....	79-68
1958-59	W	.....	91-81
	L	.....	73-77
1959-60	W	.....	91-89
	L	.....	67-97
1960-61	W	.....	77-74
	W	.....	128-61
1961-62	W	.....	72-65
	W	.....	107-97
1962-63	W	.....	97-58
	W	.....	74-47
1963-64	W	.....	95-59
	W	.....	86-86
1964-65	W	.....	86-68
	L	.....	67-73
1965-66	W	.....	106-82
	L	.....	61-67
1966-67	W	.....	96-83
1967-68	W	at.....	91-85

## MAINE • (2-0)

1976-77	W	at.....	88-80
1977-78	W	.....	91-76

## MANHATTAN • (3-1)

1969-70	L	.....	73-81
1993-94	W	NIT.....	76-74
2005-06	W	NIT.....	70-66
2021-22	W	.....	79-58

## MARIST • (1-1)

2005-06	W	(BB).....	84-71
2006-07	L	.....	71-84

## MARQUETTE • (0-2)

1981-82	L	(ot).....	70-75
1982-83	L	.....	50-53

## MARSHALL • (13-13)

1966-67	L	at.....	103-105
1967-68	L	at.....	91-131
1973-74	L	at.....	72-79
1974-75	W	.....	80-63
1975-76	W	at.....	76-71
1976-77	W	.....	105-87
2008-09	L	at.....	64-68
2009-10	W	.....	70-62
2013-14	W	.....	70-63
	W	(C-USA).....	73-58
2014-15	W	at.....	72-51
	W	.....	67-50
2015-16	L	.....	75-78
	L	at.....	65-82
2016-17	L	at.....	86-90
	W	.....	86-65
	L	N (C-USA).....	63-64
2017-18	W	.....	82-76
	W	at.....	84-79
2018-19	L	.....	67-70
2019-20	L	at.....	68-67
	L	.....	74-66
2020-21	W	.....	82-81
	L	.....	67-87
2021-22	W	.....	79-64
	L	at.....	63-67

## MARYLAND • (1-5)

1982-83	L	at.....	67-87
1983-84	L	.....	58-69
1984-85	L	at.....	75-87
1986-87	W	.....	87-73
1987-88	L	.....	65-70
2020-21	L	at.....	67-85

## MARYLAND-E. SHORE • (11-0)

1981-82	W	.....	84-57
---------	---	-------	-------

1983-84	W	.....	79-65
1990-91	W	(FH).....	95-70
2002-03	W	.....	82-62
2007-08	W	.....	74-49
2008-09	W	.....	66-56
2010-11	W	.....	81-39
2014-15	W	.....	60-43
2015-16	W	.....	77-47
2017-18	W	.....	83-44
2019-20	W	.....	76-52

## MEMPHIS • (0-1)

2001-02	L	at.....	91-66
---------	---	---------	-------

## MERCER • (0-1)

2011-12	L	.....	73-79
---------	---	-------	-------

## MIAMI FL. • (0-1)

1988-89	L	(Hawaii).....	76-77
---------	---	---------------	-------

## MIAMI-OHIO • (0-2)

1992-93	L	at NIT.....	58-60
2000-01	L	P.Rico.....	57-64

## MICHIGAN • (0-1)

2005-06	L	(NIT).....	43-66*
---------	---	------------	--------

## MICHIGAN STATE • (0-1)

2004-05	L	(NCAA).....	81-89
---------	---	-------------	-------

## MIDDLE TENNESSEE • (5-10)

1986-87	L	.....	66-75
2013-14	L	at.....	48-64
	L	(C-USA).....	48-62
2014-15	L	at (OT).....	58-68
	L	N (C-USA).....	52-59
2015-16	L	.....	61-64
	L	N (C-USA).....	53-55
2016-17	L	at.....	51-64
2017-18	L	.....	66-59
2018-19	W	at.....	55-50
2019-20	W	.....	70-60
2020-21	W	.....	67-61
	W	.....	73-60
2021-22	L	at.....	48-63
	W	.....	68-64

## MISSISSIPPI STATE • (2-3)

1976-77	W	(KODC).....	82-78
1996-97	L	at.....	73-80
	W	N (Puerto Rico) (ot).....	72-71
1997-98	L	.....	57-62
2009-10	L	(SP).....	55-69

## MISSOURI • (0-5)

1986-87	L	at.....	66-78
1989-90	L	.....	75-88
2009-10	L	(SP).....	61-66
2010-11	L	at.....	58-81
2011-12	L	.....	68-75

## MISSOURI STATE • (1-1)

2011-12	W	at.....	73-67
2013-14	L	.....	67-79

## MONMOUTH • (1-0)

2006-07	W	(CC).....	54-40
---------	---	-----------	-------

## MORGAN STATE • (4-0)

2003-04	W	.....	77-62
2012-13	W	.....	72-61 (LTC)
2015-16	W	.....	79-48
2018-19	W	.....	76-53

## MOUNT ST. MARY'S • (12-4)

1963-64	L	.....	72-94
1964-65	L	.....	64-92
1965-66	L	.....	78-91
1966-67	W	at.....	75-74
1967-68	W	.....	131-76
1968-69	L	at.....	68-74
	W	(MD Trn).....	82-74
1969-70	W	.....	61-59
	W	N (NCAAII).....	93-90
1970-71	W	.....	99-89
1971-72	W	.....	120-78
1972-73	W	at.....	83-82
1973-74	W	.....	100-69
2005-06	W	.....	80-57
2009-10	W	.....	64-38
2014-15	W	.....	69-35

## MURRAY STATE • (2-2)

1990-91	L	(P.Rico).....	61-76
2012-13	L	at.....	72-79
2013-14	W	.....	70-60
2014-15	W	(NIT).....	72-69

## U.S. NAVAL ACADEMY • (7-2)

1968-69	W	at.....	84-69
1972-73	L	(KODC).....	73-77

1977-78	L	.....	66-72
1978-79	W	at.....	65-62
1979-80	W	.....	58-44
1979-80	W	(ECAC Final).....	62-51
1980-81	W	at.....	72-63
1981-82	W	.....	

# VS. OPPONENTS

## PENN (0-1)

2021-22	L	N (MB)	63-71
---------	---	--------	-------

## PENN STATE • (0-2)

1991-92	L		79-84
	L	at.	51-71

## PEPPERDINE • (1-0)

1996-97	W	N (Syracuse)	56-47
---------	---	--------------	-------

## PHILADELPHIA TEXTILE • (6-4)

1966-67	L		101-115
1967-68	L	at.	88-105
1968-69	W		93-76
1969-70	L	at.	80-111
1970-71	W		76-65
1971-72	W	at.	81-67
1972-73	W		81-72
1973-74	W		68-65
1974-75	W		104-77
1975-76	L	at.	58-74

## PRESBYTERIAN • (2-0)

2010-11	W		63-54
2013-14	W		69-51

## PUGET SOUND • (1-1)

1970-71	W	(NCAAII)	81-80
1975-76	L	(NCAAII)	78-83

## PURDUE • (0-3)

1978-79	L	at (NIT)	59-67
2015-16	L	N (HOF Classic)	39-61
2018-19	L	N (NCAA)	48-61

## RADFORD • (1-0)

2013-14	W	CBI	82-59
---------	---	-----	-------

## RANDOLPH-MACON • (24-12)

1955-56	W		78-65
1956-57	W		72-58
1957-58	W		52-73
	W		63-61
1958-59	W		76-73
	W		70-64
1959-60	W		93-73
	W		75-50
1960-61	L		59-80
1961-62	L		50-74
	W		76-68
1962-63	L		74-79
	L		69-80
1963-64	L		68-97
	W		94-93
1964-65	L		61-83
	L		55-76
1965-66	L		74-76
	L		84-90
1966-67	W		82-74
	L	at.	75-80
1967-68	W	at.	113-76
	W		109-70
1968-69	W		109-75
	L	at.	65-76
1969-70	W	at.	64-58
	W		62-55
1970-71	W	at.	87-68
1971-72	L	(ot)	95-100
1972-73	W		74-68
1973-74	W		73-59
1974-75	W	at(2 ot)	86-85
	W	(NCAAII)	83-76
1975-76	W		59-56
1985-86	W		78-54
1987-88	W		74-62

## RHODE ISLAND • (3-3)

1979-80	L	at.	63-77
1980-81	L		54-59
1981-82	W	at.	62-56
1982-83	W		99-81
2015-16	W		71-65
2016-17	L	at.	51-39

## RICE • (11-3)

1971-72	W	(KODC)	114-86
2013-14	W		55-51
2014-15	W		63-53
	W	at.	63-54
2015-16	L		66-75
	W	at.	74-67
2016-17	W		62-56
	W	at.	80-72
2017-18	W	at (OT)	85-75
2018-19	W		80-76
2019-20	W	at.	73-70
2020-21	L	at.	59-69
	W	at.	61-58
2021-22	L	at.	69-77

## RICHMOND • (33-28)

1977-78	L	at.	81-82
	W		78-70
1978-79	W	N (RTD)	100-92
1979-80	W	N (RTD)	90-84
1980-81	W	N (RTD)	71-64
	W	at.	89-76
	L	N (ECAC Trn)	82-80
	L	N (ECAC Trn)	77-81
1981-82	W		80-57
	L	at.	62-63
	W	(ECAC Trn)	77-69
1982-83	L		70-71
	W	at.	66-52
1985-86	W	at.	62-59
1986-87	W		62-57
1987-88	L	N (RTD)	63-70
	L	at.	75-82
1988-89	W		75-57
1989-90	L	N	62-69
	W	at(ot)	76-74
1990-91	L	fh.	65-74
1991-92	L		77-82
	L	at.	69-73
	W	N (CAA TRN)	62-58
1992-93	L		59-75
	L	at.	80-84
1993-94	W	at.	79-77
	L	N (CAA Trn)	73-77
	W	at	76-72
1994-95	W	at.	65-46
	W		70-60
1995-96	W	at.	84-69
	W		70-63
1996-97	W	at.	76-69
	W		63-51
	W	CAA	69-56
1997-98	W		62-57
	L	at.	77-85
1998-99	W		77-65
	L	at.	70-77
1999-00	W		60-58
	L	at.	55-56
	L	(CAA)	55-67
2000-01	L	at.	52-76
	L	at.	73-77 (2ot)
2005-06	L	at.	58-61 (ot)
2006-07	W		69-52
2007-08	L	at.	49-55
2008-09	W		65-62
2009-10	L	at.	60-67
2010-11	W		77-70
2011-12	L	at.	82-90
2012-13	L		53-80
2013-14	L	at.	58-67
2014-15	W		63-57
2015-16	L	at.	61-77
2016-17	W	at.	64-61
2017-18	W		79-60
2018-19	W	at.	63-54
2019-20	L		62-59
2021-22	L	at.	61-67

## ROANOKE • (20-22)

1940-41	L		39-54
1955-56	L		66-85
1956-57	L		58-85
	L		56-59
1957-58	W		76-66
	L		67-73
1958-59	W		77-55
1960-61	L		70-71
1961-62	W		82-71
	W		94-88
1962-63	W		108-72
	L		77-87
1963-64	L		72-73
	L		70-87
1964-65	L		84-89
	L		72-90
1965-66	L		88-105
	L		86-91
1966-67	W		95-85
	L	at.	79-80
1967-68	W		85-74
	L	at.	92-98
1968-69	W		84-77
	W		119-66
	W	at.	85-74
1969-70	W		88-78
	L	at.	91-101
1970-71	L		85-87
1971-72	W	at.	88-86
	L		80-95
1972-73	W		68-63
	L	at.	83-101

## RIDER (3-0)

1976-77	W		87-66
1985-86	W		93-46
2007-08	W	(CBI)	68-65

## ROANOKE • (20-22)

1940-41	L		39-54
1955-56	L		66-85
1956-57	L		58-85
	L		56-59
1957-58	W		76-66
	L		67-73
1958-59	W		77-55
1960-61	L		70-71
1961-62	W		82-71
	W		94-88
1962-63	W		108-72
	L		77-87
1963-64	L		72-73
	L		70-87
1964-65	L		84-89
	L		72-90
1965-66	L		88-105
	L		86-91
1966-67	W		95-85
	L	at.	79-80
1967-68	W		85-74
	L	at.	92-98
1968-69	W		84-77
	W		119-66
	W	at.	85-74
1969-70	W		88-78
	L	at.	91-101
1970-71	L		85-87
1971-72	W	at.	88-86
	L		80-95
1972-73	W		68-63
	L	at.	83-101

## ROANOKE • (20-22)

1940-41	L		39-54
1955-56	L		66-85
1956-57	L		58-85
	L		56-59
1957-58	W		76-66
	L		67-73
1958-59	W		77-55
1960-61	L		70-71
1961-62	W		82-71
	W		94-88
1962-63	W		108-72
	L		77-87
1963-64	L		72-73
	L		70-87
1964-65	L		84-89
	L		72-90
1965-66	L		88-105
	L		86-91
1966-67	W		95-85
	L	at.	79-80
1967-68	W		85-74
	L	at.	92-98
1968-69	W		84-77
	W		119-66
	W	at.	85-74
1969-70	W		88-78
	L	at.	91-101
1970-71	L		85-87
1971-72	W	at.	88-86
	L		80-95
1972-73	W		68-63
	L	at.	83-101

## RIDER (3-0)

1976-77	W		87-66
1985-86	W		93-46
2007-08	W	(CBI)	68-65

## ROANOKE • (20-22)

1940-41	L		39-54
1955-56	L		66-85
1956-57	L		58-85
	L		56-59
1957-58	W		76-66
	L		67-73
1958-59	W		77-55
1960-61	L		70-71
1961-62	W		82-71
	W		94-88
1962-63	W		108-72
	L		77-87
1963-64	L		72-73
	L		70-87
1964-65	L		84-89
	L		72-90
1965-66	L		88-105
	L		86-91
1966-67	W		95-85
	L	at.	79-80
1967-68	W		85-74
	L	at.	92-98
1968-69			

# VS. OPPONENTS

## UC SANTA BARBARA • (2-0)

1993-94	W at	92-67
2015-16	W N (Veg16)	64-49

## USC-AIKEN • (1-0)

1984-85	W	107-72
---------	---	--------

## USC UPSTATE • (1-0)

2011-12	W	65-56
---------	---	-------

## UTAH STATE • (0-1)

1993-94	L N (Wyoming)	74-77
---------	---------------	-------

## VERMONT • (1-1)

1979-80	W (KODC)	94-81
2011-12	L (ot)	63-65

## VILLANOVA • (1-1)

1976-77	L (NIT)(ot)	68-71
1994-95	W (NCAA)(3 ot)	89-81

## VIRGINIA • (5-9)

1976-77	W at	71-63
1977-78	L	67-86
1978-79	W at	65-61
1979-80	L N (RTD)	58-79
1982-83	L N (RTD)	59-75
1985-86	L N (RTD)	61-68
1987-88	W N (RTD)	74-72
1991-92	L N (RTD)	67-83
1992-93	L at	68-90
1993-94	W	76-69
1994-95	L at (PreNIT)	80-83
1995-96	L at	49-87
2007-08	L at (CBI)	76-80
2012-13	W GCL	63-61

## VA COMMONWEALTH • (44-53)

1968-69	W	101-69
1969-70	W at	93-82
	W	94-90
1970-71	L	71-79
	W at	98-85
1977-78	L at	67-73
	L (Hampton)	72-73
1978-79	W at (RTD)	70-68
	L	87-95
	W at (ot)	72-71
1979-80	W at	68-63
	L	76-75
1980-81	L N	56-65
	L at	44-61
	L at	64-75
1981-82	L at	55-61
	W	61-58
1982-83	W at	90-85
	L (Hampton)	67-62
1983-84	L at (RTD)	51-63
	W (ot)	56-54
	W at	57-55
1984-85	L at	71-90
	L	66-78
	L (SBC Final)	82-87
1985-86	W at	67-55
	W	50-49
	W at	61-56
1986-87	L	64-77
	L at	66-78
1987-88	L	71-67
	L at	77-82
	L at (SBC Trn.)	69-91
1988-89	L at (ot)	93-101
	W	99-87
1989-90	W at (RTD)	77-67
	L	49-55
	W at	80-62
1990-91	L at	60-62
	L at	58-60
1991-92	W at (RTD)	83-98
	W N (Hampton)	81-65
	W NIT	74-68
1993-94	W N (Hampton)	79-74
1994-95	L N (Hampton)	67-81
1995-96	L at (OT)	70-85
	W at UR	82-65
	W	75-70
1997-98	L	55-61
	W at	69-56
1998-99	W at	82-72
	W (CAA)	76-72
	W (CAA)	66-49
1999-00	L at (OT)	67-73
	W	72-69
2000-01	W	77-65
	L at	53-74
2001-02	L (OT)	79-77
	L at	73-66

2002-03	L (CAA)	58-54
	L at	64-73
	L	69-72
2003-04	L	67-75
	L at	72-78
	L	67-84 (CAA)
2004-05	L at	71-75
	W	82-76
	W (OT)	73-66 (CAA)
2005-06	W	78-75
	L at	74-80
2006-07	L at	75-80
	W	79-63
2007-08	L	68-78
	W at	67-66
2008-09	L at	44-61
	W	69-65
	L (CAA)	53-61
2009-10	L at	58-70
	W	73-70
	W (CAA) (OT)	73-69
2010-11	L	50-59
	W at	70-59
	W (CAA)	70-65
2011-12	L at	48-61
	L	64-68
2012-13	L	70-83
2013-14	L at	48-69
2014-15	W	73-67
2015-16	L at	67-76
2016-17	L	64-67
2017-18	L at	82-75
2018-19	W	62-52
2019-20	L at	69-57
2020-21	L at	54-77
2021-22	L	66-75

## WAKE FOREST • (0-3)

1981-82	L N (NCAA)	57-74
1988-89	L at	83-88
1989-90	L	58-60

## WASHINGTON • (1-3)

1994-95	L (Kingdome)	61-71
	W	67-57
1997-98	L at	68-86
1999-00	L	70-78

## WASHINGTON STATE • (0-1)

2019-20	L (Cayman Classic)	66-50
---------	--------------------	-------

## WASHINGTON & LEE • (15-3)

1960-61	W	67-45
1961-62	L	58-71
	W	75-69
1962-63	W	73-64
	W	69-67
1963-64	W	86-63
	W	75-63
1964-65	W	102-68
	L	85-95
1965-66	W	102-82
	L at	75-94
1967-68	W	78-70
1969-70	W at	90-79
1970-71	W at	84-60
1972-73	W at	74-68
1973-74	W	74-65
1974-75	W at	92-64
1975-76	W	78-66

## WEBER STATE • (1-0)

1994-95	W (Hawaii)(ot)	94-86
---------	----------------	-------

## WEST VIRGINIA • (3-2)

1985-86	W N (NCAA)	72-64
1989-90	W N (Roanoke)	73-69
1990-91	L at	69-87
1991-92	W	83-82
2013-14	L (CC)	60-78

## WEST VIRGINIA STATE • (1-0)

1968-69	W N	100-83
---------	-----	--------

## WESTERN CAROLINA • (2-0)

1976-77	W at	96-79
	W	85-58

## WESTERN KENTUCKY • (22-23)

1970-71	L at	82-96
1971-72	L at	80-86
1972-73	L at	106-131
1973-74	L at	84-88
1974-75	L at	87-102
1975-76	L at	76-84
1982-83	W	75-66
	W at	61-59
	W	75-68
1983-84	W	67-70
	W N (SBC Trn.)	78-72
1984-85	L at	67-73
	W	84-76
1985-86	W at	62-59
	W	74-61
1986-87	L at	53-94
	L	59-75
	L at (SBC Trn.)	58-60
1987-88	W	80-66
	W at	81-76
	W N (SBC Trn.) (ot)	86-84
1988-89	W	99-64
	L at	74-92
1989-90	L at	65-69
	W	86-62
1990-91	L at	74-77
	L	66-75
2014-15	L at	65-72
	W	75-52
2015-16	W	68-62
	W at	59-56
	W N (C-USA)	89-77
2016-17	W at	79-67
	W	67-53
2017-18	L	75-68
	L at	88-66
	L N (C-USA)	57-49
2018-19	W	69-66
	W	67-63
	W N (C-USA)	62-56
2019-20	L at	71-69
2020-21	W at	71-69
	L at	57-60
2021-22	L	60-77
	L at	64-73

## VIRGINIA TECH • (8-13)

1972-73	L (KODC)	80-81
1978-79	L	88-91
	L at	85-91
1981-82	L at	72-100
1982-83	W	76-73
1983-84	L (RTD)	62-86
1984-85	L at	76-102
1985-86	L	76-90
1986-87	W	86-66
1987-88	L at	71-97
1988-89	L	92-105
1989-90	L at	83-91
1990-91	W	84-76
1991-92	L at	62-78
1992-93	W	71-61
1999-00	L at (OT)	67-78
2001-02	W	55-46
2003-04	W at	94-92 (ot)
2005-06	W	58-55
2006-07	L at	55-72
2007-08	W	72-69

## VIRGINIA WESLEYAN • (2-0)

2020-21	W	77-57
2021-22	W	80-60

## WAGNER • (2-0)

1978-79	W (NIT)	83-81
1981-82	W	72-61

## WESTERN MARYLAND • (1-0)

1963-64	W at	78-72
---------	------	-------

## WILLIAM AND MARY • (70-22)

1968-69	W at	80-65
1969-70	L at	80-89
1973-74	L	68-70
1974-75	W at	61-55
1975-76	W	77-73
	L at	61-74
1976-77	W at	73-71
	W	82-68
1977-78	W	64-63
	L at	64-75
1978-79	W	48-42
	W at	57-56
1979-80	W	60-51
	W at	71-69
	W N (ECAC)	75-59
1980-81	W	76-51
	W at	60-59
1981-82	L at (ot)	59-60
	W	66-45
1982-83	L	50-56
	W at	43-42
1983-84	W	73-57
	W at	71-55
1984-85	W	62-57
	W	72-58
1985-86	W at	75-44
	W	58-47
1986-87	W	56-54
	W at	60-56
1987-88	W at	72-69
	W	78-69
1988-89	W at	70-62
1989-90	W (Hampton)	67-62
1990-91	L at	63-71
1991-92	W (ot)	102-92
	W at	94-85
1992-93	W	81-80
	W fh	90-80
1993-94	W	105-72
	W at	94-70
	W N (CAA Trn)	83-58
1994-95	W	83-73
	W FH	60-55
1995-96	W at	86-82
	W	91-86
1996-97	L	55-61
	L at	52-80
	W CAA	70-62
1997-98	L at	53-69
	L	58-68
1998-99	W at	65-50
	W	70-48
1999-00	W	74-60
	W at	71-62
2000-01	W	74-54
	L at	62-72
	W (CAA)	53-47 (ot)
2001-02	W	68-52
	W at	81-53
2002-03	W	76-64
	L at	53-69
2003-04	L at	77-86
	W	79-76
2004-05	W	69-56
	W at	82-66
	W (CAA)	64-51
2005-06	W at	65-56
	W	81-60
2006-07	W	59-44
	W at	62-57
2007-08	L	61-70
	W at	72-59
	L (CAA)	60-63
2008-09	W at	62-50
	W	64-63
	W at	58-55
	W	61-42
	W (CAA)	60-53
2010-11	W at	69-53
	W	77-58
2011-12	W	68-44
	W at	70-51
2012-13	L	62-71
	L	62-74
2013-14	L at	68-74
2014-15	W	69-62
2015-16	L at	48-55
2016-17	L	54-65
2017-18	L at	79-77
2018-19	W	71-53
2019-20	L at	63-46
2020-21	W	86-78
2021-22	W at	74-59

## WINSTON-SALEM • (1-0)

2008-09	W	80-50
---------	---	-------

## WINTHROP • (1-2)

2006-07	L	65-71
2007-08	L at	59-62
2008-09	W	66-54

## WISCONSIN • (0-1)

2005-06	L (PJ)	81-84
---------	--------	-------

## U. WISCONSIN-GREEN BAY • (0-1)

1999-00	L (SoCon)	64
---------	-----------	----