


2019-2020 ODU WOMEN'S BASKETBALL

# EMPOWER







## INSIDE THE MEDIA GUIDE

Table Of Contents	1
Media Information	2
Old Dominion University	3
President John R. Broderick	4
Old Dominion Athletics	5
Athletic Director Dr. Wood Selig	6-7
About Norfolk, Virginia	8
Conference USA	9-10
Chartway Arena	11
Mitchum Performance Center	12
<b>2019-20 Roster</b>	<b>13-14</b>
Numerical/Alphabetical Rosters (13)	
Broadcast Roster (14)	
<b>2019-20 Schedule</b>	<b>15-18</b>
Opponent Breakdown	16-18
<b>Position Previews</b>	<b>19</b>
<b>Coaching Staff</b>	<b>20-23</b>
Head Coach Nikki McCray-Penson (20-21)	
Associate Head Coach Keith Freeman (22)	
Assistant Coach Scepter Brownlee (22)	
Assistant Coach Brittany Young (23)	
Director Of Operations Ashley Morris (23)	
<b>Player Bios</b>	<b>24-38</b>
Taylor Edwards (24-25)	
Maggie Robinson (26)	
Ashley Scott (27)	
Victoria Morris (28-29)	
Dejah Carter (30-31)	
Vanessa Blagmon (32)	
Mariah Adams (33)	
Aziah Hudson (34)	
Amaya Register (35)	
Ajah Wayne (36)	
Amari Young (37)	
Jordan Bailey (38)	
Marie Reichert (38)	
Mackenzie Smith (38)	
<b>2018-19 Year In Review</b>	<b>39-46</b>
2018-19 Season Stats (39)	
2018-19 C-USA Stats Only (39)	
2018-19 Box Scores (40-43)	
C-USA Championship (44)	
Monarchs in the Community (45)	
Annual Tip-Off Dinner (46)	
<b>History &amp; Records</b>	<b>48-72</b>
Chartway Arena Records (48)	
Head Coach History (49)	
National Championships (50)	
Winningest Programs in DI (51)	
Retired Jerseys (51)	
Individual Honors (52-53)	
Team Records (54)	
Individual Records (55)	
Individual Performance (56)	
Yearly Individual Leaders (57)	
NCAA Tournament History (58)	
Monarchs in the Pros (59)	
Hall of Fame Monarchs (59)	
All-Time Roster (60)	
All-Time Lineups (61)	
Opponent History (62-65)	
Year-by-Year Results (66-72)	





# MEDIA INFORMATION

## QUICK FACTS

### GENERAL INFORMATION

LOCATION:	Norfolk, Va. (23529)
NICKNAME:	Monarchs
FOUNDED:	1930 (as the Norfolk Division of The College of William & Mary)
ENROLLMENT:	24,670
SCHOOL COLORS:	Slate Blue (PMS 540) Silver (PMS 877) Light Blue (PMS 283)
HOME COURT:	Chartway Arena (8,472)
SURFACE:	Wood
CONFERENCE:	Conference USA
PRESIDENT:	John R. Broderick (Northeastern)
ATHLETIC DIRECTOR:	Dr. Wood Selig (Washington & Lee)
A.D. OFFICE PHONE:	757-683-3369
SR. WOMAN ADMINISTRATOR:	Carolyn Crutchfield
ATHLETIC DEPARTMENT PHONE:	757-683-3375
TICKET OFFICE PHONE:	757-683-4444
TICKET OFFICE WEBSITE:	YNotTix.com
OFFICIAL WEBSITE:	www.ODUSports.com

### HISTORY

FIRST YEAR:	1969-70
ALL-TIME RECORD:	1060-453 (.701) / 50 years
NCAA APPEARANCES/LAST:	25 / 2008

### COACHING STAFF

HEAD COACH:	Nikki McCray (Tennessee '95)
RECORD AT ODU:	29-34 (.460) / 3rd season
CAREER RECORD:	29-34 (.460) / 3rd season
ASSOCIATE HEAD COACH:	Keith Freeman (2nd season)
ASSISTANT COACH:	Scepter Brownlee (2nd season)
ASSISTANT COACH:	Brittany Young (3rd season)
OFFICE PHONE:	757-683-3401
DIRECTOR OF OPERATIONS:	Ashley Morris
STRENGTH & CONDITIONING:	Kelsey Wolfe
VIDEO COORDINATOR:	Kyle Weakland
ATHLETIC TRAINER:	Andilynn Beadles
SPORT ADMINISTRATOR:	Ken Brown

### 2018-19 SEASON IN REVIEW

2018-19 RECORD:	21-11
2018-19 C-USA RECORD:	10-6 (5th)
2019 C-USA TOURNAMENT:	Second Round (1-1)
POSTSEASON:	WNIT (First Round)
LETTERWINNERS RETURNING/LOST:	10/2
STARTERS RETURNING/LOST:	5/0
NEWCOMERS FOR 2019-20:	4 (3 freshmen, 1 transfer)

### ATHLETIC COMMUNICATIONS

WBB CONTACT:	Rebecca Gaona
GAONA OFFICE PHONE:	(757) 683-3395
GAONA CELL PHONE:	(908) 907-5515
GAONA EMAIL:	rgaona@odu.edu
OFFICE MAIN PHONE:	(757) 683-3372
OFFICE FAX:	(757) 683-3119
MAILING ADDRESS:	Rm. 1102 / Jim Jarrett Athletic Admin. Bldg Norfolk, Va. 23529-0201

### RADIO INFORMATION

RADIO STATION:	94.1 WVSP-FM / 1310 WGH-AM
RADIO STATION PHONE:	(757) 671-1000
PBP:	Doug Ripley
COLOR:	Susan Montgomery

### CREDENTIALS

Working press credentials for all Old Dominion basketball games may be secured by contacting the athletic communications office at least two days prior to the desired game. All credentials will be left at the pass gate at the Chartway Arena, located at the loading dock entrance on 45th Street across from the parking garage. The credentials must be worn at press row and in the press room. Requests are screened with care to insure a working press area. Spouses and children are not allowed in press/media areas in compliance with the working code of the United States Basketball Writers Association. **PARKING PASSES ARE AVAILABLE ON A LIMITED BASIS.** Please contact Rebecca Gaona for credential or parking pass inquiries.

### WIFI

Wireless internet will be provided for all working media. The network is AccessODU and the login information will be provided on a sheet in the Carol R. Hudson Press Room. For any connectivity issues or questions regarding wireless internet, please contact Rebecca Gaona.

### PRESS ROW

Press row is located at courtside. All radio and television broadcasts are originated at courtside. For any assistance during a game, please see Rebecca Gaona, who is located at the end of the scorers' table near the ODU bench.

### PRESS ROOM/SERVICES

The Carol R. Hudson Press Room is located under section 107 in the Chartway Arena. Outside telephone lines, along with wireless and ethernet connections, are available and may be used on a first-come, first-served basis. The press and media hostess and athletic public relations office assistants are available to assist in the filing of post-game stories. A complete play-by-play as well as halftime (12 column) and post-game (NCAA 16 column) statistics are distributed. Pre-game press packets are available one hour prior to tip-off. In addition, meals will be provided for all WORKING media. The hospitality room is located directly across from the Carol R. Hudson Press Room.

### PHOTOGRAPHERS

Only working photographers are allowed at courtside. Credentials must be secured at least two days in advance. All photographers must display their badge at all times. Photographers will have access to the Carol R. Hudson Press Room, which provides ethernet, to work pre-game, during the game and post-game on their photography needs.

### RADIO BROADCASTS

Requests to broadcast any ODU game must be approved in advance by the athletic public relations office. Phone lines are available at courtside. For additional lines, please contact Rebecca Gaona or Matt Drexler of Spectra. For reference, ODU women's basketball games are broadcast on ESPN 94.1 or Famous 1310, if there are scheduling conflicts with ESPN.

### INTERVIEWS

Post-game interviews with Coach Nikki McCray and select players are conducted in the Carol R. Hudson, Jr. Press Room. These interviews will be conducted only after the 10-minute cooling off period. Interviews with the visiting coach are also conducted in the press room. All interviews with Old Dominion players and coaches during the week must be arranged through the athletic communications office. If media has preference on which players they would like to interview in the press conference, please contact Rebecca Gaona at the final media timeout of the fourth quarter to submit your request.

### LOCAL COVERAGE

The Virginian-Pilot (Norfolk, Va.); Daily Press (Newport News, Va.); Richmond Times Dispatch (Richmond, Va.); ODU Mace & Crown (Norfolk, Va.); LadySwish (Norfolk, Va.); WTKR TV -- CBS (Norfolk, Va.); WAVY TV -- NBC (Portsmouth, Va.); WVEC TV -- ABC (Norfolk, Va.); WVBT TV 43 -- Fox (Portsmouth, Va.); Associated Press (Richmond, Va.); ESPN 94.1/Famous 1310; WODU (ODU Student Station)

### MEDIA GUIDE INFORMATION

The 2019-20 Old Dominion Women's Basketball Media Guide is a publication of the Old Dominion University office of Athletic External Relations. LAYOUT & DESIGN: Rebecca Gaona, Assistant Communications Director. EDITORS: Eric Bohannon, Athletic Communications Director; Grant Gardner, Associate Athletic Communications Director. COVER DESIGN: Chrisie Brown, Director of Creative Services. PHOTOGRAPHY: Keith Lucas (Sideline Media); PRINTING: Colley Copies, Norfolk, Virginia. Old Dominion University is an affirmative action/equal opportunity institution. This publication was printed without the support of tax dollars from the Commonwealth of Virginia.

### #EMPOWER

This year's social media hashtag theme is #Empower, replacing last year's motto of #RootedTogether. The #Empower theme pushes the Monarchs to be accountable, encouraging and role models to one another.





Old Dominion University is Virginia's forward-focused research university with rigorous academics, an energetic residential community, entrepreneurial research and collaboration, and initiatives that contribute nearly \$2.1 billion to the economy. Located along the Elizabeth River in Norfolk, Virginia, the ODU campus boasts state-of-the-art academic facilities, 14 residence halls and amenities such as the Student Recreation Center.

Our Monarchs can choose from over 120 undergraduate programs, over 130 graduate programs at the master's, education specialist and doctoral levels and a wealth of certificate and professional development programs. They learn from experts in their chosen field, as our award-winning faculty bring their real-world expertise to classrooms that foster innovation and collaboration. Student success lives at the heart of the Monarch experience. Monarchs have full access to services such as academic advising, peer mentoring and subject-specific resource centers. The Learning Commons at Perry Library provides students with 24/5 study space, computing resources, teamwork spaces and even presentation practice rooms. Students can begin planning their future with our comprehensive career development services or forge their own path by engaging with the Strome Entrepreneurial Center.

Old Dominion University began its tradition of excellence when it was founded in 1930 by the College of William and Mary, the second oldest university in the United States. Established as an extension of William and Mary in Williamsburg, Virginia, and Virginia Polytechnic Institute in Blacksburg, Virginia, Old Dominion began educating teachers and engineers. The two-year school rapidly evolved into a four-year institution, and was granted independence in 1962 as Old Dominion College.

Considerable growth in enrollment, the expansion of research facilities and preparation for the addition of graduate programs led the Board of Visitors to approve the name change to Old Dominion University. Now Old Dominion is a powerhouse for higher education with six colleges: Arts and Letters, Business and Public Administration, Education, Engineering and Technology, Health Sciences and Sciences. Old Dominion has offered master's degrees since 1964 and Ph.D.s since 1971. The University has achieved designation as a Research University (high research activity) from the Carnegie Foundation for the Advancement of Teaching.

Proud of its past, Old Dominion constantly looks to the future and prides itself on its continually expanding research and teaching programs. An ever-evolving university, Old Dominion is an agent of change for its students, for the region and the nation it serves. Old Dominion is Virginia's forward-focused, public doctoral research university for students from around the world who want a rigorous academic experience in a profoundly multicultural community. Our nationally recognized faculty use real-world expertise and innovative teaching methods to challenge students to achieve their highest goals. Our determined entrepreneurial approach to problem-solving drives cutting-edge research, eminent scholarship and strategic partnerships with government, business, industry, organizations and the arts.

#### BY THE NUMBERS

Enrollment: 24,670 (19,793 undergraduate; 4,529 graduate)

International: 97 different countries (757 total international students)

Faculty-Staff Ratio: 18-1

Online Programs: More than 100 online programs available through ODUOnline

Student Organizations: 300+ student organizations

Alumni: 140,000+ alumni in all 50 states and 69 countries







# PRESIDENT JOHN R. BRODERICK



John R. Broderick, Old Dominion University's eighth president, is a constant presence on campus, whether it's to escort a visitor, ride his bike or attend athletic and cultural events.

He has developed a reputation as a friendly, approachable president. But he's all business when it comes to his insistence on forging progress at Old Dominion, solving real-world problems and building on the region's strengths.

Under his leadership since 2008, Old Dominion has emerged as a research leader in fields from cybersecurity to bioelectrics, where the University is pioneering advances in cancer treatment and cardiac procedures.

The University established the Center for the Study of Sea Level Rise in 2010, elevating Old Dominion to the top tier in addressing a significant environmental problem. Since then, Old Dominion has broadened its approach with the creation of the multidisciplinary Resiliency Collaborative. Last year President Broderick was featured in articles in the Chronicle of Higher Education focusing on Old Dominion's resiliency efforts.

During his tenure, Old Dominion has received nearly \$900 million in new public and private resources. The University is pursuing a \$250 million fundraising initiative to increase resources for scholarships, faculty research and academic centers, among other areas.

But bucking the "bigger is better" movement, President Broderick has held Old Dominion's enrollment to approximately 24,000 to maximize the quality of the student experience.

President Broderick this year received the President's Award from the National Association of Student Personnel Administrators in recognition of his commitment to social mobility and student success. In 2018, Old Dominion hosted its first Social Mobility Symposium, drawing academic leaders from across the country. As a result, U.S. News & World Report added a social mobility measure to its college rankings to reward institutions whose students

reach higher levels of income after they graduate.

To improve academic achievement, Old Dominion constructed a \$20 million Student Success Center and Learning Commons. In 2017, the University recorded the highest graduation rate in its history. The University also has the second-largest percentage of degrees awarded in STEM-H (science, technology, engineering, math and health care) fields among Virginia's research universities. Students from other disciplines have also flourished.

In 2013, Old Dominion received an \$11 million gift from alumnus Mark Strome to create the Strome Entrepreneurial Center, expanding entrepreneurial initiatives inside and outside the classroom. In 2017, Old Dominion opened THE Monarch Way, a unique retail store run by students and selling the products of student, alumni, faculty and staff entrepreneurs.

Last fall, Old Dominion launched an expansion of health sciences offerings at its Virginia Beach Higher Education Center, with an increase in nursing classes and the creation of a center focusing on the cutting-edge field of telehealth. The University also plans a new \$75 million health sciences building on its main campus in Norfolk.

Also last year, Old Dominion opened the Barry Art Museum, funded by a \$37 million donation - the largest in the University's history - from Richard and Carolyn Barry. The museum is positioned to be one of the region's major cultural destinations.

Old Dominion's dining facility, which opened in 2016, is named the Kate and John R. Broderick Dining Commons at the request of student leaders to honor the President and First Lady for their commitment to inclusion and student success.

The Board of Visitors also renamed the University's Diversity Champion Award for the president in 2013 to recognize his commitment to diversity and inclusion, which has helped create a vibrant, multicultural campus. In the fall of 2018, Old Dominion enrolled nearly 6,700 African-Americans, more than any other public four-year school in Virginia, as well as students from more than 100 countries. ODU was cited by the organization Education Trust as one of the 15 U.S. colleges with the best track records for graduating African-American students.

President Broderick has transformed his belief in community service into a centerpiece of University life. In 2011, he, his wife and their relatives endowed the Evon-Broderick Award for Community Engagement and Service to recognize students who immerse themselves in service.

In athletics, he oversaw the return of football to Old Dominion in 2009 after a 69-year absence, adding a rush of excitement to campus. He is past chairman of both the Conference USA and Colonial Athletic Association Boards of Directors and a member of the NCAA Division I Presidents Forum. But President Broderick has been clear that the University's priority is academics.

Old Dominion's benefactors have recognized the president's focus on academic excellence. Patricia and Douglas Perry in 2018 provided a significant gift to the Perry Honors College and created the John and Kate Broderick Opportunity Scholarship for high-achieving honors students from Virginia. Ron and Scott Ripley, brothers who are alumni, endowed a scholarship for the future women's volleyball team in President Broderick's honor.

He has received the Virginia Center for Inclusive Communities' Humanitarian Award, the Urban League of Hampton Roads' Marian Palmer Capps Award, the New Journal & Guide's Impacting Lives award, and a Visionary Award from the Hampton Roads Chamber of Commerce.

He is chairman of the Council of Presidents of the Southeastern Universities Research Association and the only college president to serve as a member of the Virginia Commercial Space Flight Authority board.

President Broderick is a board member of organizations including the Urban League of Hampton Roads, Hampton Roads Chamber of Commerce and Saint Patrick Catholic School.

The Brodericks have three sons who have all earned degrees from ODU.





Old Dominion currently sponsors 18 sports, including men's and women's basketball, golf, soccer, sailing, swimming & diving, and tennis. Men's-only sports include baseball, football, and wrestling. Women's-only sports include field hockey, lacrosse, and rowing.

The Monarchs are an official member of Conference USA, while also serving as affiliate members to the Big East (field hockey), Big 12 (rowing), Mid-American (wrestling), Atlantic Sun (lacrosse) and CCSA (men's swimming).

ODU Athletics owns a rich winning tradition that includes 28 team national championships and four individual national titles. The ODU women's basketball program is responsible for three of those national titles, including the 1979 and 1980 AIAW Championships and the 1985 NCAA Championship.

Old Dominion has particularly been trailblazers in women's collegiate athletics, as ODU was the first school in the Commonwealth of Virginia to initiate scholarship offers for women, doing so in August of 1974. The women's basketball and field hockey programs are the most notable amongst ODU's female programs, as the two programs have combined for 12 national titles.

Not only do the Monarch athletic teams shine, but so do the facilities that they call home. With recent renovations across several facilities and the construction of the Mitchum Basketball Performance Center, Old Dominion boasts some of the top athletic facilities among Power-5 schools.

The L.R. Hill Sports Complex, the home of the ODU football, lacrosse and field hockey programs, has hosted several NCAA and conference field hockey championships, including the 2016 NCAA Field Hockey Championship. The ODU Soccer Complex has hosted the Conference USA Tournament in two of the past four seasons and the Folkes-Stevens Tennis Center has also played host to conference tournaments, as well as several ITA events.

Old Dominion University heralds itself as being a diverse community and the ODU Athletics program follows directly in that path. Across all sports, there are over 50 international student-athletes, representing 30 different nationalities.

In addition, the Old Dominion University Sports Hall of Fame was established to honor outstanding achievements by former student athletes and outstanding contributions by coaches and athletic administrators, while at ODU. The Hall is to exist for the purpose of honoring those individuals and recognizing the importance of their achievements and contributions to the overall enhancement of the reputation of Old Dominion University.

## BY THE NUMBERS

32 total national championships (28 team, 4 individual)

100+ First Team All-Americans

1st school in Virginia to offer scholarships for women (1974)

50+ Olympians, spanning 12 different Olympic games

53 team conference championships (17 by women's basketball)

30 ODU athletes represent 30 different nationalities







# ATHLETIC DIRECTOR DR. WOOD SELIG



Dr. Camden Wood Selig is in his 10th year as Director of Athletics at Old Dominion University, where his “Championship Effort” philosophy has helped to guide the department as one of the most respected and successful intercollegiate programs in the nation.

During his tenure, Selig has directed the University’s move to Conference USA, overseen the transition of the football program to the FBS level, and led major athletic facility expansion and enhancement for virtually all 18 programs.

One of the most dramatic and gratifying accomplishments for Selig has been the academic success of the 18 intercollegiate teams. Highlights from 2018-19 include:

- 172 student athletes (36%) earned Dean’s List honors with a 3.4 or higher GPA.
- Women’s golf, women’s lacrosse and women’s tennis earned perfect multi-year APR scores.
- Field Hockey, women’s golf, women’s lacrosse, women’s rowing, men’s swimming, men’s and women’s tennis earned perfect single-year APR scores.


Monarch teams have performed well on the playing fields under Selig, highlighted by:

- Ten Conference Championships since 2010, including men’s basketball’s first Conference USA Championship.
- Men’s soccer earned ODU’s first C-USA title in 2014 and again in 2017 and football’s CAA regular season title in 2012. Women’s lacrosse won its first Atlantic Sun Championship in 2016, while women’s golf won its first conference championship and made their first appearance in the NCAA Championships in 2017. The men’s tennis team won the C-USA Championship in 2017, winning a conference championship for the first time in 24 years.

• 65 Post Season Appearances, led by two consecutive FCS championships appearances by football in 2011 and 2012, a Final Four appearance by field hockey in 2011, four straight NCAA appearances by men’s soccer, the men’s basketball team’s semifinal appearance in the NIT at Madison Square Garden in 2015 and 30 wrestlers qualifying for the NCAA championships since 2010. Men’s basketball played in the NCAA Tournament for the first time since 2011, women’s golf earned an at-large bid to the NCAA Tournament.

In Selig’s tenure there have also been many firsts, or achievements that haven’t been done in a number of years, including:

- First ever football win over a ranked FBS opponent (No. 13 Virginia Tech), and a Power-Five school (Sept. 22, 2018).
- One of three group of five schools to defeat ranked Power-five teams in football and men’s basketball.
- Women’s Golf makes the NCAA Tournament three-straight years.
- First ever regular season Top 25 national men’s basketball ranking (Jan. 5, 2015).
- Baseball ranked in the Top 25 nationally for first time since 2007 (May, 2017).
- Football Bowl Game first one ever with win in the Bahamas Bowl (Dec. 23, 2016).
- First ever NCAA Women’s Lacrosse appearance & Conference championship (2016).
- First ever NCAA Women’s Golf appearance & Conference championship (2017).
- First in C-USA with number of 3.0 or greater student-athletes for 4 consecutive years with 286 in 2016-17 (2017).
- Jennie Simms (2017) WBB, first AP All-American since Shareese Grant in 2005 and Jennie Simms first conference player of the year since Lucienne Berthieu in 2002.
- Adam Moundir is the first men’s tennis player to qualify for the NCAA Singles men’s tennis championship since Alex Seleznev in 2006 (May, 2017).
- Chris Mecate and Alexander Richardson both earn wrestling All-American honors in 2015, first time ODU had two All-Americans since 1991.
- Chris Mecate was the first wrestler to earn NCAA All-American honors in back-to-back years since Mike McCarthy in 1976 (2016).
- Men’s Soccer won their second Conference USA Championship in four years (November, 2017)
- Men’s tennis wins Conference USA Championship. First men’s tennis conference championship in 24 years (April, 2018)





One needs only to visit the ODU campus to see Selig's contributions to the growth and improvement of Monarch athletic venues. Projects completed and initiated under Selig include:

- ODU opened play in the new Kornblau Field at S.B. Ballard Stadium, when the Monarchs hosted Norfolk State on Aug. 31.
- The Bennett & Blanche Mitchum Basketball Performance Center, a privately funded \$8.4 million state-of-the-art facility, is complete and is the new home of the ODU men's and women's basketball teams.
- A \$3.5 million expansion of the L. R. Hill support facility for football.
- The addition of a \$2.3 million video replay scoreboard, LED ribbon panels, and digital tables for the Ted Constant Convocation Center for the 2015-16 season.
- The \$500,000 Paul A. Keyes Indoor Hitting Complex, which opened in the fall of 2014.



As collegiate athletic costs continue to rise, Selig has placed a high priority on increasing revenue, with a goal of 10 percent annual growth. Since his arrival in 2010, athletics has exceeded those goals every year:

- Donations to support the Old Dominion Athletic Foundation annual fund have jumped from \$2.73 million in 2010 to \$9.35 million in 2016-17 and \$12.22 million in 2017-18.
- Total philanthropic gifts to athletics have surpassed \$62.73 million since 2010-11.
- Corporate sponsorship revenue facilitated by ODU Sports Properties has generated \$18.26 million in gross revenue since 2010-11.

Hampton Roads Community outreach and support has been a staple under Selig's leadership:

- Selig spearheaded the return of the annual Khedive Shriners' Oyster Bowl game to Foreman Field at S.B. Ballard Stadium in 2011 and helped raise over \$100,000 for the Shriners' Children's Burn Hospital since that time.

Selig spent 11 years directing the Western Kentucky University Hilltopper athletic program, which won 70 Sun Belt Conference championships from 2000-2010 and a national record 19 crowns in two seasons, 2008-2010.

Prior to his stint at WKU, Selig served as the Senior Associate Athletic Director at the University of Virginia from 1988-1999, overseeing external operations his last five years. He began his athletic career as the Director of Ticketing at VCU, where he served from 1985-1988.

Selig was a four year member (2006-2010) of the NCAA Women's Basketball Committee and served as chair for both the Sun Belt Conference Athletic Directors and the Men's Basketball Committees during his tenure at WKU. He has served on the prestigious Division I Championships/Sports Management Cabinet and is currently on the Elizabeth River Trail Board of Directors and serves on the board of the Norfolk Forum and was recently named the groups secretary. He was named the Tom Fergusson Metropolitan Person of the Year award by the Norfolk Sports Club in 2014, symbolic of his impact on the region's sports profile. He recently completed a term on on the Board of Trustees at Norfolk Collegiate.

Selig was born in Chapel Hill, North Carolina, and raised in Norfolk, Virginia, where he attended Norfolk Collegiate School. He holds a bachelor's degree in psychology from Washington and Lee University, a master's degree in sports administration from Ohio University and a doctorate in educational leadership from the University of Virginia, with a minor in business from the UVA Darden School of Business.

Selig and his wife Ellen of Annapolis, MD, have three children, Lex, 21, a senior at WKU, Nick, 19, a sophomore at Virginia Tech (Corps of Cadets) and Julianna, 14, who attends Norfolk Collegiate School.





# NORFOLK, VIRGINIA

Located in southeastern Virginia, Norfolk is a city of approximately 247,000 residents and is the second biggest city in the state, behind neighboring Virginia Beach. Norfolk is the heart and center of the Hampton Roads community, which is comprised of seven cities located in the southeastern portion of the state in the area of the mouth of the Chesapeake Bay. Hampton Roads includes Norfolk, Virginia Beach, Chesapeake, Portsmouth, Newport News, Hampton and Suffolk. Hampton Roads is known for its large military presence, ice-free harbor, shipyards, coal piers, and miles of waterfront property and beaches, all of which contribute to the diversity and stability of the region's economy.


Norfolk is the cultural heart of the Hampton Roads region. In addition to its museums, Norfolk is the principal home for several major performing arts companies. Norfolk also plays host to numerous yearly festivals and parades, mostly at Town Point Park in downtown. The Chrysler Museum of Art, located in the Ghent district, is the region's foremost art museum and is considered by The New York Times to be the finest in the state. Nauticus, the National Maritime Center, opened on the downtown waterfront in 1994. It features hands-on exhibits, interactive theaters, aquaria, digital high-definition films and an extensive variety of educational programs. The city is also known for its "Mermaids on Parade," a public art program launched in 2002 to place mermaid statues all over the city. Tourists can take a walking tour of downtown and locate 17 mermaids while others can be found further afield.

Norfolk serves as home to the two highest level professional franchises in the state of Virginia — the Norfolk Tides plays Triple-A baseball in the International League, and the Norfolk Admirals play ice hockey in the ECHL. Norfolk has two universities with Division I sports teams — the Old Dominion Monarchs and the Norfolk State University Spartans, which provide many sports including football, basketball, and baseball.

Due to its pristine location in southeastern coastal Virginia, Norfolk is located within a few hours of the Outer Banks of North Carolina, Baltimore, Washington, D.C., Raleigh, Richmond and Ocean City, Maryland. Norfolk is linked with its neighbors through an extensive network of arterial and Interstate highways, bridges, tunnels, and bridge-tunnel complexes.

## QUICK FACTS ABOUT NORFOLK

- Norfolk is a city of some 247,000 residents and encompasses 66 square miles. It has seven miles of Chesapeake Bay beachfront and a total of 144 miles of shoreline along our lakes, rivers, and the Bay. Much of this land is located in residential neighborhoods.
- Norfolk is home to the world's largest naval base and the North American Headquarters for NATO (North Atlantic Treaty Organization).
- USA Today called Norfolk one of the Top 10 booming downtowns, recognizing a decades-long housing, retail and financial boom in Norfolk.
- Norfolk International Terminal has completed a 300-acre expansion, making it the largest inter-model center in the U.S.
- Norfolk is home of the USS Wisconsin battleship and a vibrant harbor. Ocean-going cruise vessels of up to 3,000 passengers regularly stop at the Half Moone Cruise & Celebration Center downtown.
- Norfolk is home to the Virginia Opera, the Virginia Stage Company, the Virginia Symphony, the Virginia Arts Festival, Chrysler Hall, Chrysler Museum of Art, the General Douglas MacArthur Memorial, and Nauticus, the National Maritime Center.
- Norfolk has been recognized as a Tree City and its neighborhoods have extensive trees and flowers. It is home to the Norfolk Botanical Garden.
- Old Dominion University, Norfolk State University and a new downtown campus of Tidewater Community College are located in Norfolk and Virginia Wesleyan University is located on the border between Norfolk and Virginia Beach.
- Eastern Virginia Medical School and its four internationally recognized research institutes are located in Norfolk, as is Sentara Health System, DePaul Medical Center-Bon Secours and Virginia's only free-standing, full-service pediatric hospital, Children's Hospital of the King's Daughters.



# CONFERENCE USA IN ITS 25TH YEAR



The 2019-20 academic year holds special meaning for Conference USA as the league embarks on a celebration of its 25th season. A reflection on a quarter-century of excellence in athletics, academics, community impact, and a commanding presence at the forefront of innovative initiatives all culminate in the conference's 25th anniversary on July 1, 2020. A league rich in history and tradition, C-USA has prided itself on upholding unwavering standards of success and integrity throughout the ever-changing landscape of collegiate athletics.

In conjunction with the year-long commemoration, C-USA announced its inaugural Hall of Fame class, highlighting 25 distinguished student-athletes, coaches and administrators who decorated the league's history and drove it to unprecedented heights. The names and faces of these C-USA legends, along with their storied careers, will be spotlighted throughout the 2019-20 academic year at conference championships and events. And to bring to life the grandeur of this quarter-century milestone, the league also unveiled a special edition of the C-USA logo and its signature stark with a silver metallic finish to represent its 25th anniversary and the magnitude of its illustrious history.

C-USA hopes you will join in the celebration of those who laid the foundation, built the legacy and watched it expand, whether that be in competition, in the classroom, in the community or behind the scenes.

To the C-USA family – to its members, student-athletes, fans and supporters, welcome to the 25th season.

## Building The Next Generation of Great College Programs

Conference USA continues to compete and promote the success of its student-athletes. The league has adapted to the ever-changing landscape of collegiate athletics in its 25-year history, but the commitment to excellence, integrity, leadership and its student athletes in competition, academics and community is unwavering.

Conference USA enjoys a far-reaching fan base with its 14 members: Charlotte, FIU, Florida Atlantic, Louisiana Tech, Marshall, Middle Tennessee, North Texas, Old Dominion, Rice, Southern Miss, UAB, UTEP, UTSA and WKU.

Debuting in 1995, Conference USA teams have combined for 106 bowl appearances in football, 108 NCAA Tournament appearances in basketball, including three Final Fours, 73 NCAA baseball appearances including six College World Series berths, 92 NCAA soccer tournament appearances including four trips to the College Cup, and 40 individual national champions in track and field and cross country.

Success is not limited to athletic achievement as more than 237 Conference USA student-athletes have garnered Academic All-America honors, and more than 794 have achieved academic all-district laurels and thousands of student-athletes have earned a college degree.

Conference USA sponsors competition in 19 sports – nine for men (baseball, basketball, cross country, football, golf, soccer, tennis, and indoor and outdoor track and field) and 10 for women (basketball, cross country, golf, soccer, softball, swimming and diving, tennis, indoor and outdoor track and field, and volleyball).

The league promotes the scholar-athlete ideal, honoring outstanding academic achievement with numerous conference-sponsored awards, including the Commissioner's Honor Roll and the Commissioner's Academic Medal as well as sport-specific All-Academic teams.

C-USA annually awards postgraduate scholarships, along with the Sport Academic Awards, Scholar-Athletes of the Year and the Institutional Academic Excellence Award. Additionally, Conference USA presents a Spirit of Service Award three times each year, recognizing student-athletes who excel on the field, in the classroom and give back to the community through significant service efforts and participation.

The conference's footprint is concentrated with 14 members in 10 states and a combined area population of more than 30 million. With a commitment to community involvement, the conference developed several initiatives to maintain strong ties in C-USA cities, as well as with fans and alumni across the country. C-USA schools also place a priority on giving back to their communities through volunteer service with local and national organizations. Individually, student-athletes are recognized each season through the Spirit of Service award.







# CONFERENCE USA IN ITS 25TH YEAR

## SUCCESS ON THE PLAYING FIELD

Conference USA performers have achieved great success in competition, placing the league among the top conferences in the nation.

### Football

- 106 teams have earned bowl bids
- Eligible for the College Football Playoff
- Conference USA has six bowl affiliations for the 2019 season, as well as an additional secondary agreement. The Bad Boy Mowers Gasparilla (Tampa Bay), Cheribundi Boca Raton, New Mexico, R+L Carriers New Orleans, ServPro First Responder and either the SoFi Hawaii or DXL Frisco bowl are the primary tie-ins, along with the Walk-On's Independence Bowl in Shreveport, La.

### Men's Basketball

- 137 postseason teams (56 NCAA, 50 NIT, 15 CBI, 14 CIT, 2 LV16)
- One National Championship title game appearance
- Three Final Four teams
- Seven Elite Eight NCAA Tournament teams
- One NIT Champion and five NIT semifinalists
- Two CBI Champions
- One CIT Championship
- Inaugural Las Vegas 16 Champion

### Women's Basketball

- 54 NCAA Tournament appearances
- 68 WNIT appearances
- One Sweet 16 NCAA Tournament team
- Three WNIT semifinalists
- Two WBI Champions

### Baseball

- 73 NCAA appearances
- Six College World Series appearances (2009, 2008, 2007, 2006, 2005 and 2001)
- 14 Super Regional appearances
- Has produced at least four NCAA teams in 10 of the past 15 seasons

In addition to the numerous NCAA Tournament berths, C-USA has sent three softball teams to the Women's College World Series and three volleyball teams to the NCAA Sweet 16. The league has also had 40 national champions in NCAA track and field competition, one national champion in diving, and numerous NCAA individual and team competitors in cross country, golf, swimming, tennis, and track and field. Overall, Conference USA teams and individuals have made more than 2,000 NCAA appearances.

## SUCCESS OFF THE FIELD

C-USA institutions are among the nation's best in academic performance of student-athletes, bolstered by the fact that student-athletes at league schools have a higher graduation rate than the general student population. Among C-USA's 5,000 student-athletes, there are champions off the playing field as well. In 23 years, more than 37,000 student-athletes have been named to the Commissioner's Honor Roll or received the Commissioner's Academic Medal, indicative of outstanding achievement in the classroom. Honor Roll is awarded to student-athletes in Conference sponsored sports that have achieved a 3.0 cumulative GPA or above, while Academic Medal recipients have achieved a 3.75 cumulative GPA or above.

## C-USA ON TV

C-USA enjoys significant exposure through various multimedia partners. Partnerships include CBS Sports Network, Stadium, ESPN and Facebook. The multi-tiered selection process that is rooted in partnering with all entities has substantially increased the number of national, regional and digital appearances for football, men's and women's basketball, and several other conference Olympic sports.

C-USA membership includes 10 institutions in the Top 75 television markets, seven in the Top 40 media markets and five in the Top 25 according to SNL Kagan. C-USA home markets include more than 13 million TV households with a total population of more than 30 million people.

### CUSA.TV

Conference USA introduced CUSA TV (formerly the C-USA Digital Network) in the fall of 2016. Powered by Sidearm Sports, CUSA TV includes live streaming of non-televized events, video on demand, specialty events, regular-season and championship event highlights, press conferences and feature stories. Available exclusively at CUSA.tv, it is one-stop online access to the league and each school has its own branded channel and URL.

## C-USA IN THE COMMUNITY

Conference USA values the performances of its student-athletes on and off the playing field. The league also places an emphasis on cultivating relationships in C-USA member communities through volunteer service and has implemented several initiatives designed to maintain strong ties within our communities, as well as with fans and alumni across the country. Individually, student-athletes are recognized each season through the Spirit of Service award.

## GOVERNANCE

Conference USA has significant representation in the NCAA governance structure. The presidents of the member institutions serve as the league's Board of Directors.

## A PROUD HISTORY

Conference USA was formed in 1995 and quickly emerged as one of the nation's top conferences. The conference unveiled its name, logo and commissioner April 24, 1995, in Chicago. The league's charter members were Charlotte, Cincinnati, DePaul, Houston, Louisville, Marquette, Memphis, Saint Louis, Southern Miss, Tulane, UAB and USF. Eleven of the institutions began athletic participation in 1995, while Houston joined competition in the fall of 1996.

The league's headquarters were established in Chicago and, after nine years, relocated to the current office in Irving, Texas. Britton Banowsky was named Commissioner in October 2002, succeeding Mike Slive, the league's first Commissioner. In October 2015, Judy MacLeod became the league's third Commissioner.

C-USA added East Carolina (September, 1996) and the United States Military Academy (March, 1997) as football members. ECU began league competition in 1997; Army in 1998 and UAB began football play in 1999. The league brought in TCU and ECU (1999) for all sports and they began competition in 2001. USF started C-USA football in 2003. Marshall, Rice, SMU, Tulsa, UCF and UTEP became full-time Conference USA members for all sports in 2005.

In 2013, charter member Charlotte returned to C-USA and was joined by new members FIU, Florida Atlantic, Louisiana Tech, Middle Tennessee, North Texas, Old Dominion and UTSA. WKU joined the league on July 1, 2014.



The Chartway Arena, an 8,600 seat facility, is the home for the Old Dominion University basketball programs.

## Building Location

Hampton Boulevard, across from the Batten Arts and Letters Building. The Center is the cornerstone for a 67-acre University Village that features shopping centers, restaurants, a variety of retail shops, research labs and residents.

## Number of Seats

The center has 8,600 fixed seats, including a super box with mini-suite for entertaining 40 to 50 guests and club level priority seating. In addition, there are 16 suites with 12 seats each, a group box on the private concourse level and 85 barrier free seats with 85 companion seats in the facility. When seating is added on the floor, capacity is about 10,000.

## Building Size

The center has 215,000 gross square-feet and consists of four parts- the seating bowl, multiple spaces for support functions for patrons, “back of the house” spaces to support center operations and a 10,000 square foot area of multi-purpose rooms that can be used for conferences, meetings, pre-and post activity gatherings, etc.

## Flexibility

The bowl has been designed to allow ‘downsizing’ for a variety of University events ranging in size from 1,500 to 2,000 attendees and up. Retractable seating allows for events such as concerts, lectures and commencements.

## Technology

The Chartway Arena is alive with a new center-hung HD video scoreboard, LED ribbon displays and digital signage, and a newly branded 4400 Club premium seating area, all designed to provide entertaining game experiences for Monarch fans. Highlighting the video package are four main video displays, four center-hung corner displays, a lower center-hung ring display, two end wall ribbon displays, two side wall ribbon displays, four vomitory displays, 16 scorer’s tables and a threesided outside marquee. Old Dominion University is committed to providing state-of-the-art facilities for student athletes that support dual goals for academic and athletic success.

Part of the long-term campus master plan, the new Bernett and Blanche Mitchum Basketball Performance Center, informally known as “The Mitch,” reflects this shared focus and prepares both the men’s and women’s Division I NCAA basketball programs for a bright future.

The Mitch is a \$8.5 million dollar state-of-the-art practice facility for both the ODU men’s and women’s basketball programs. The 24,000-square foot performance center opened in the Spring of 2017 and now currently serves as the home facility for the Monarch basketball players and coaches with locker rooms, offices and much more.

It puts ODU at the “top of the food chain” of facilities in Conference USA, AD Wood Selig said. “It screams commitment,” Selig said during the dedication for the facility in May of 2017.

Standing at the corner of 43rd Street and Monarch Way, The Mitch is adjacent to the Chartway Arena, providing players and coaches easy, walkable access between their practice facility and their home on gameday.





# MITCHUM PERFORMANCE CENTER

Located on a small site next to Chartway Arena, the desired programming called for the design team to reimagine how these spaces could work together, ultimately delivering a remarkably comprehensive facility despite the tiny footprint. The Mitch features a dedicated strength and conditioning room, sports medicine suite complete with hydrotherapy pools, hydration room, film room, men's and women's players' suites, office space, a main court with three cross courts, and a shooting court. Notably, the facility allots the exact same number of square feet to both the men's and women's programs, reflecting ODU's emphasis on equality.

The facility's exterior aligns with its surrounding context, with materiality reflective of Chartway, while the Monarch Way façade is reminiscent of the mixed-use storefronts of University Village. The use of glazing supports goals for transparency on the interior of the facility, bringing natural light into the corridor and coaches' office suites.

On the interior, the coaches' offices provide direct visual connection to the practice court, promoting a collaborative environment between coaching staff and student athletes. The players' suites offer both traditional locker room amenities as well as lounge space where players can bond over gaming consoles or focus on academics.

The Basketball Performance Center advances ODU toward its goals to attract, retain, and support the highest level of academic and athletic talent. The Clark Nexsen/AECOM team partnered on the building design, sharing a vision for an environment of transparency and collaboration. The Basketball Performance Center is designed to LEED Silver certification.

\$8.5 million state-of-the-art facility was completed in Spring of 2017.

24,000 square-foot facility includes a strength and conditioning room, sports medicine suite complete with hydrotherapy pools, hydration room, film room, men's and women's players' suites, office space, a main court with three cross courts and a shooting court.



# ROSTER



#	NUMERICAL	POS HT	YR	HOMETOWN (HIGH SCHOOL) [PREV COLLEGE]
0	Vanessa Blagmon	G 5-8	RSo.	Atlanta, Ga. (Norcross) [USF]
1	Mariah Adams	G 6-0	So.	Little Rock, Ark. (ESTEM)
2	Jordan Bailey	F 6-1	Fr.	Colbert, Ga. (Madison County)
3	Ajah Wayne	G 5-10	So.	Birmingham, Ala. (Ramsay)
4	Aziah Hudson	G 5-6	So.	Baldwin, N.Y. (Baldwin)
5	Victoria Morris	G 5-8	Jr.	Cincinnati, Ohio (North College Hill)
11	Taylor Edwards	G 5-9	Sr.	Portsmouth, Va. (Woodrow Wilson)
12	Amaya Register	G 5-4	So.	Conyers, Ga. (Wesleyan)
14	Dejah Carter	F 6-2	Jr.	Chesterfield, Va. (Cosby)
20	Maggie Robinson	F 6-0	Sr.	Mobile, Ala. (W.P. Davidson) [Shelton State CC]
23	Amari Young	F 5-11	So.	North Augusta, S.C. (North Augusta)
24	Mackenzie Smith	G 5-8	Fr.	Camillus, N.Y. (West Genesee)
25	Ashley Scott	C 6-3	Sr.	Mobile, Ala. (UMS-Wright Prep) [Shelton State CC]
31	Marie Reichert	F 6-2	Fr.	Kassel, Germany (Albert-Schweitzer-Schule)

#	ALPHABETICAL	POS HT	YR	HOMETOWN (HIGH SCHOOL) [PREV COLLEGE]
1	Mariah Adams	G 6-0	So.	Little Rock, Ark. (ESTEM)
2	Jordan Bailey	F 6-1	Fr.	Colbert, Ga. (Madison County)
0	Vanessa Blagmon	G 5-8	RSo.	Atlanta, Ga. (Norcross) [USF]
14	Dejah Carter	F 6-2	Jr.	Chesterfield, Va. (Cosby)
11	Taylor Edwards	G 5-9	Sr.	Portsmouth, Va. (Woodrow Wilson)
4	Aziah Hudson	G 5-6	So.	Baldwin, N.Y. (Baldwin)
5	Victoria Morris	G 5-8	Jr.	Cincinnati, Ohio (North College Hill)
12	Amaya Register	G 5-4	So.	Conyers, Ga. (Wesleyan)
31	Marie Reichert	F 6-2	Fr.	Kassel, Germany (Albert-Schweitzer-Schule)
20	Maggie Robinson	F 6-0	Sr.	Mobile, Ala. (W.P. Davidson) [Shelton State CC]
25	Ashley Scott	C 6-3	Sr.	Mobile, Ala. (UMS-Wright Prep) [Shelton State CC]
24	Mackenzie Smith	G 5-8	Fr.	Camillus, N.Y. (West Genesee)
3	Ajah Wayne	G 5-10	So.	Birmingham, Ala. (Ramsay)
23	Amari Young	F 5-11	So.	North Augusta, S.C. (North Augusta)

## COACHING STAFF

Head Coach: Nikki McCray-Penson (3rd season, Tennessee '95)  
 Associate Head Coach: Keith Freeman (2nd season, Huntington College '86)  
 Assistant Coach: Scepter Brownlee (2nd season, San Francisco '04)  
 Assistant Coach / Recruiting Coordinator: Brittany Young (3rd season, Francis Marion '08)  
 Director Of Operations: Ashley Morris (3rd season, Temple '08)

## SQUAD BREAKDOWN

### NEWCOMERS

Vanessa Blagmon  
 Marie Reichert  
 Mackenzie Smith  
 Jordan Bailey

### BY CLASS

**Senior (3):** Edwards, Scott, Robinson  
**Junior (3):** Blagmon, Carter, Morris  
**Sophomore (5):** Adams, Hudson, Register, Wayne, Young  
**Freshman (3):** Bailey, Reichert, Smith

### BY STATE

**Alabama (3):** Robinson, Scott, Wayne  
**Georgia (3):** Bailey, Blagmon, Register  
**Virginia (2):** Carter, Edwards  
**New York (2):** Hudson, Smith  
**Arkansas (1):** Adams  
**Ohio (1):** Morris  
**South Carolina (1):** Young  
**Germany (1):** Reichert

### BY POSITION

**Guard (8):** Adams, Blagmon, Edwards, Hudson, Morris, Register, Smith, Wayne  
**Forward (5):** Bailey, Carter, Reichert, Robinson, Young  
**Center (1):** Scott






# MEET THE MONARCHS



**VANESSA BLAGMON** | G | RSO. | 5-8  
Atlanta, Ga. | USF | Norcross



**MARIAH ADAMS** | G | SO. | 6-0  
Little Rock, Ark. | ESTEM



**JORDAN BAILEY** | F | FR. | 6-1  
Colbert, Ga. | Madison County



**AJAH WAYNE** | G/F | SO. | 5-10  
Birmingham, Ala. | Ramsay



**AZIAH HUDSON** | G | SO. | 5-6  
Baldwin, N.Y. | Baldwin




**VICTORIA MORRIS** | G | JR. | 5-8  
Cincinnati, Ohio | North College Hill



**TAYLOR EDWARDS** | G | SR. | 5-9  
Portsmouth, Va. | Woodrow Wilson



**AMAYA REGISTER** | G | SO. | 5-4  
Conyers, Ga. | Wesleyan



**DEJAH CARTER** | F | JR. | 6-2  
Chesterfield, Va. | Cosby



**MAGGIE ROBINSON** | F | SR. | 6-0  
Mobile, Ala. | Shelton State CC  
(W.P. Davidson)



**AMARI YOUNG** | F | SO. | 5-11  
North Augusta, S.C. | North Augusta



**MACKENZIE SMITH** | G | FR. | 5-8  
Camillus, N.Y. | West Genesee



**ASHLEY SCOTT** | C | SR. | 6-3  
Mobile, Ala. | Shelton State CC  
(UMS-Wright Prep)



**MARIE REICHERT** | F | FR. | 6-2  
Kassel, Germany  
Albert-Schweitzer-Schule



**NIKKI MCCRAY-PENSON**  
HEAD COACH | THIRD SEASON



**KEITH FREEMAN**  
ASSOC. HC | SECOND SEASON



**SCEPTER BROWNLEE**  
ASST. COACH | SECOND SEASON



**BRITTANY YOUNG**  
ASST. COACH | THIRD SEASON

# 2019-20 SCHEDULE



DATE	OPPONENT	LOCATION (ARENA)	TIME (ET)
Friday, Nov. 1	vs Christopher Newport (Exh.)	Norfolk, Va. (Chartway Arena)	6:30 p.m.
Friday, Nov 8	vs Campbell	Norfolk, Va. (Chartway Arena)	11:00 a.m.
Thursday, Nov. 14	at Auburn	Auburn, Ala. (Auburn Arena)	6:00 p.m.
Wednesday, Nov. 20	vs Winthrop	Norfolk, Va. (Chartway Arena) #	11:00 a.m.
Sunday, Nov. 24	at Virginia	Charlottesville, Va. (John Paul Jones Arena)	2:00 p.m.
13th Annual ShareSLO Holiday Beach Classic			
Friday, Nov, 29	vs Cal Poly	San Luis Obispo, Calif. (Robert A. Mott Athletics Center)	3:00 p.m.
Saturday, Nov. 30	vs Idaho	San Luis Obispo, Calif. (Robert A. Mott Athletics Center)	3:00 p.m.
Thursday, Dec. 5	at William & Mary	Williamsburg, Va. (Kaplan Arena)	7:00 p.m.
Sunday, Dec. 8	vs. UMES	Norfolk, Va. (Chartway Arena)	2:00 p.m.
Sunday, Dec. 15	at VCU	Richmond, Va. (The Stuart C. Siegel Center)	1:00 p.m.
Anne Donovan Classic Dec. 19-21			
Thursday, Dec. 19	vs. Richmond	Norfolk, Va. (Chartway Arena)	5:00 p.m.
Friday, Dec. 20	vs. Hampton	Norfolk, Va. (Chartway Arena)	5:00 p.m.
Saturday, Dec. 21	vs. Mount St. Mary's	Norfolk, Va. (Chartway Arena)	2:00 p.m.
Thursday Jan. 2	at Middle Tennessee	Murfreesboro, Tenn. (Murphy Center)	3:00 p.m.
Saturday, Jan. 4	at UAB	Birmingham, Ala. (Bartow Arena)	3:00 p.m.
Saturday, Jan. 11	vs Charlotte	Norfolk, Va. (Chartway Arena)	2:00 p.m.
Thursday, Jan. 16	vs Western Kentucky	Norfolk, Va. (Chartway Arena)	6:30 p.m.
Saturday, Jan. 18	vs Marshall	Norfolk, Va. (Chartway Arena)	2:00 p.m.
Thursday, Jan. 23	at FIU	Miami, Fla. (Lime Court at FIU Arena)	7:00 p.m.
Saturday, Jan. 25	at FAU	Boca Raton, Fla. (Abessinio Court at FAU Arena)	2:00 p.m.
Thursday, Jan. 30	vs Southern Miss	Norfolk, Va. (Chartway Arena)	6:30 p.m.
Saturday, Feb. 1	vs LA Tech	Norfolk, Va. (Chartway Arena)	2:00 p.m.
Thursday, Feb. 6	at UTSA	San Antonio, Texas (Convocation Center)	8:00 p.m.
Saturday, Feb. 8	at UTEP	El Paso, Texas (Don Haskins Center)	2:00 p.m.
Thursday, Feb. 13	vs Rice	Norfolk, Va. (Chartway Arena)	6:30 p.m.
Saturday, Feb. 15	vs North Texas	Norfolk, Va. (Chartway Arena)	2:00 p.m.
Thursday, Feb. 20	at Charlotte	Charlotte, N.C. (Dale F. Halton Arena)	7:00 p.m.
Saturday, Feb. 22	TBA	TBA *	TBA
Wednesday, Feb. 26	TBA	TBA *	TBA
Saturday, Feb. 29	TBA	TBA *	TBA
Thursday, Mar. 5	TBA	TBA *	TBA
Saturday, Mar. 7	TBA	TBA *	TBA

# Education Day

\* ODU will play on four of the five designated dates, which will complete the regular season slate. Two of the four games will be at home and the other two will be on the road. This portion of the schedule will be announced at a later date.





# OPPONENT BREAKDOWN

	<p><b>Campbell (23-13, 10-8 Big South)</b>  <b>City:</b> Buies Creek, N.C. <b>All-Time:</b> ODU leads 1-0  <b>Nickname:</b> Fighting Camels <b>Home Court:</b> Pope Convocation Center  <b>Enrollment:</b> 6,448 <b>HC Record/School:</b> 156-182/59-38  <b>SID:</b> Andrew Miller (amiller@campbell.edu) <b>Last Meeting:</b> W, 83-59 (2018-19)</p>	<p><b>Campbell Coaching Staff</b>  <b>Head Coach:</b> Ronny Fisher  <b>Assistant Coach:</b> Lindsay Bowen  <b>Assistant Coach:</b> Megan Hall  <b>Assistant Coach:</b> Pierre Miller</p>
--	---	--

<p><b>Auburn Coaching Staff</b>  <b>Head Coach:</b> Terri Williams-Flournoy  <b>Associate Head Coach:</b> Ty Evans  <b>Assistant Coach:</b> Clarisse Garcia  <b>Assistant Coach:</b> La'Keshia Frett Meredith</p>		<p><b>Auburn (22-10, 9-7 SEC)</b>  <b>City:</b> Auburn, Ala. <b>All-Time:</b> Auburn leads 4-2  <b>Nickname:</b> Tigers <b>Home Court:</b> Auburn Arena  <b>Enrollment:</b> 30,440 <b>HC Record/School:</b> 267-205/124-101  <b>SID:</b> Wes Todd (wlt0006@auburn.edu) <b>Last Meeting:</b> L, 82-59 (2014)</p>
---	--	---

	<p><b>Winthrop (10-20, 6-12 Big South)</b>  <b>City:</b> Rock Hill, S.C. <b>All-Time:</b> Winthrop leads 1-0  <b>Nickname:</b> Eagles <b>Home Court:</b> Winthrop Coliseum  <b>Enrollment:</b> 5,813 <b>HC Record/School:</b> 13-54/13-54  <b>SID:</b> TBD <b>Last Meeting:</b> L, 51-47 (1972-73)</p>	<p><b>Winthrop Coaching Staff</b>  <b>Head Coach:</b> Lynette Woodard  <b>Associate Head Coach:</b> Lewis Shine  <b>Assistant Coach:</b> Deborah Newkirk</p>
--	--	--

<p><b>Virginia Coaching Staff</b>  <b>Head Coach:</b> Tina Thompson  <b>Associate Head Coach:</b> Karleen Thompson  <b>Assistant Coach:</b> Walter Pitts  <b>Assistant Coach:</b> Monica Wright</p>		<p><b>Virginia (12-19, 5-11 ACC)</b>  <b>City:</b> Charlottesville, Va. <b>All-Time:</b> ODU leads 19-15  <b>Nickname:</b> Cavaliers <b>Home Court:</b> John Paul Jones Arena  <b>Enrollment:</b> 24,639 <b>HC Record/School:</b> 12-19/12-19  <b>SID:</b> Melissa Dudek (mmd5g@virginia.edu) <b>Last Meeting:</b> L, 73-67 (2018-19)</p>
---	--	---

	<p><b>Idaho (22-12, 16-4 Big Sky)</b>  <b>City:</b> Moscow, Idaho <b>All-Time:</b> N/A  <b>Nickname:</b> Vandals <b>Home Court:</b> Memorial Gym  <b>Enrollment:</b> 30,440 <b>HC Record/School:</b> 284-244/191-162  <b>SID:</b> Joe St. Pierre (jstpierre@uidaho.edu) <b>Last Meeting:</b> N/A</p>	<p><b>Idaho Coaching Staff</b>  <b>Head Coach:</b> Jon Newlee  <b>Assoc. Head Coach:</b> Christa Sanford  <b>Assistant Coach:</b> Drew Muscatell  <b>Assistant Coach:</b> Jordan Kelley</p>
--	--	---


<p><b>Cal Poly Coaching Staff</b>  <b>Head Coach:</b> Faith Mimnaugh  <b>Associate Head Coach:</b> Kari Dupperon  <b>Assistant Coach:</b> Kristina Santiago Bennett  <b>Assistant Coach:</b> Ashlee Steward</p>		<p><b>Cal Poly (6-21, 3-13 Big West)</b>  <b>City:</b> San Luis Obispo, Calif. <b>All-Time:</b> N/A  <b>Nickname:</b> Mustangs <b>Home Court:</b> Mott Athletic Center  <b>Enrollment:</b> 21,812 <b>HC Record/School:</b> 307-411/298-341  <b>SID:</b> Donovan Aird (daird@calpoly.edu) <b>Last Meeting:</b> N/A</p>
---	--	---


	<p><b>William &amp; Mary (15-16, 7-11 CAA)</b>  <b>City:</b> Williamsburg, Va. <b>All-Time:</b> ODU leads 57-7  <b>Nickname:</b> Tribe <b>Home Court:</b> Kaplan Arena  <b>Enrollment:</b> 8,817 <b>HC Record/School:</b> 495-356/89-93  <b>SID:</b> Andrew Phillips (atphillips01@wm.edu) <b>Last Meeting:</b> W, 83-69 (2018-19)</p>	<p><b>William &amp; Mary Coaching Staff</b>  <b>Head Coach:</b> Ed Swanson  <b>Assistant Coach:</b> Mary Gleason  <b>Assistant Coach:</b> Tierra Terry  <b>Assistant Coach:</b> Michelle Kurowski</p>
--	--	---


<p><b>UMES Coaching Staff</b>  <b>Head Coach:</b> Fred Batchelor  <b>Associate Head Coach:</b> Sidney Raikes  <b>Assistant Coach:</b> Casey Morton  <b>Assistant Coach:</b> Michelle Kurowski</p>		<p><b>University of Maryland Eastern Shore (17-14, 12-4 MEAC)</b>  <b>City:</b> Princess Anne, Md. <b>All-Time:</b> ODU leads 3-1  <b>Nickname:</b> Hawks <b>Home Court:</b> Hytche Athletic Center  <b>Enrollment:</b> 3,199 <b>HC Record/School:</b> 251-299/191-252  <b>SID:</b> Shawn Yonker (sryonker@umes.edu) <b>Last Meeting:</b> W, 69-52 (2015)</p>
---	--	---


# OPPONENT BREAKDOWN





	<p><b>VCU (24-10, 13-3 A-10)</b>  <b>City:</b> Richmond, Va.  <b>Nickname:</b> Rams  <b>Enrollment:</b> 31,076  <b>SID:</b> Evan Nicely (nicelyej@vcu.edu)</p> <p><b>All-Time:</b> ODU leads 59-17  <b>Home Court:</b> Stuart C. Siegel Center  <b>HC Record/School:</b> 202-163/66-48  <b>Last Meeting:</b> W, 60-57 (2018-19)</p>	<p><b>VCU Coaching Staff</b>  <b>Head Coach:</b> Beth O'Boyle  <b>Assistant Coach:</b> Kirk Crawford  <b>Assistant Coach:</b> Terry Zeh  <b>Assistant Coach:</b> Morgan Williams</p>
--	---	--


<p><b>Richmond Coaching Staff</b>  <b>Head Coach:</b> Aaron Roussell  <b>Assistant Coach:</b> Jeanine Radice  <b>Assistant Coach:</b> Darren Guensch  <b>Assistant Coach:</b> Brittany Pinkney</p>		<p><b>Richmond (9-21, 6-10 A-10)</b>  <b>City:</b> Richmond, Va.  <b>Nickname:</b> Spiders  <b>Enrollment:</b> 4,002  <b>SID:</b> Justin Glover (jglover@richmond.edu)</p> <p><b>All-Time:</b> ODU leads 22-7  <b>Home Court:</b> Robins Center  <b>HC Record/School:</b> 223/214/223-214  <b>Last Meeting:</b> L, 54-45 (2017-18)</p>
--	---	--


	<p><b>Hampton (16-14, 12-6 Big South)</b>  <b>City:</b> Hampton, Va.  <b>Nickname:</b> Pirates  <b>Enrollment:</b> 4,321  <b>SID:</b> Jim Heath (james.heath@hamptonu.edu)</p> <p><b>All-Time:</b> ODU leads 6-1  <b>Home Court:</b> Hampton Convoc. Center  <b>HC Record/School:</b> 214-106/214-106  <b>Last Meeting:</b> L, 50-42 (2018-19)</p>	<p><b>Hampton Coaching Staff</b>  <b>Head Coach:</b> David Six  <b>Associate Head Coach:</b> Tim Valentine  <b>Assistant Coach:</b> Janell Crayton  <b>Assistant Coach:</b> Jermaine Brown</p>
---	--	--


<p><b>Mount St. Mary's Coaching Staff</b>  <b>Head Coach:</b> Maria Marchesano  <b>Associate Head Coach:</b> Antoine White  <b>Assistant Coach:</b> Julie Kaufman  <b>Assistant Coach:</b> Ciara Geiger</p>		<p><b>Mount St. Mary's (15-16, 8-10 NEC)</b>  <b>City:</b> Emmitsburg, Md.  <b>Nickname:</b> Mountaineers  <b>Enrollment:</b> 2,407  <b>SID:</b> Matt McCann (m.c.mccann@msmary.edu)</p> <p><b>All-Time:</b> N/A  <b>Home Court:</b> Knott Arena  <b>HC Record/School:</b> 24-36/  <b>Last Meeting:</b> N/A</p>
---	---	---

	<p><b>Middle Tennessee (23-11, 11-5 C-USA)</b>  <b>City:</b> Murfreesboro, Tenn.  <b>Nickname:</b> Lady Raiders  <b>Enrollment:</b> 22,050  <b>SID:</b> Tony Stinnett (stinnett@goblueraiders.com)</p> <p><b>All-Time:</b> MTSU leads 6-3  <b>Home Court:</b> Muphy Center  <b>HC Record/School:</b> 340-121/340-121  <b>Last Meeting:</b> W, 70-65 (2018-19)</p>	<p><b>MTSU Coaching Staff</b>  <b>Head Coach:</b> Rick Insell  <b>Assistant Coach:</b> Kim Brewton  <b>Assistant Coach:</b> Matt Insell  <b>Assistant Coach:</b> Shalon Pillow  <b>Graduate Assistant:</b> Darvin Gill</p>
--	---	--

<p><b>UAB Coaching Staff</b>  <b>Head Coach:</b> Randy Norton  <b>Associate Head Coach:</b> Taren Martin  <b>Assistant Coach:</b> Reagan Miller  <b>Assistant Coach:</b> Dodie Dunson II  <b>Graduate Assistant:</b> Ben Hardiman</p>		<p><b>UAB (26-7, 12-4 C-USA)</b>  <b>City:</b> Birmingham, Ala.  <b>Nickname:</b> Blazers  <b>Enrollment:</b> 17,189  <b>SID:</b> Katie Moseley (kmose@uab.edu)</p> <p><b>All-Time:</b> ODU leads 13-6  <b>Home Court:</b> John Paul Jones Arena  <b>HC Record/School:</b> 12-19/12-19  <b>Last Meeting:</b> L, 73-67 (2018-19)</p>
---	---	---

	<p><b>Charlotte (18-13, 9-7 C-USA)</b>  <b>City:</b> Charlotte, N.C.  <b>Nickname:</b> 49ers  <b>Enrollment:</b> 29,710  <b>SID:</b> Travis Woods (travis.woods@uncc.edu)</p> <p><b>All-Time:</b> ODU leads 14-10  <b>Home Court:</b> Halton Arena  <b>HC Record/School:</b> 144-104/144-104  <b>Last Meeting:</b> L, 60-53 (2018-19)</p>	<p><b>Charlotte Coaching Staff</b>  <b>Head Coach:</b> Cara Consuegra  <b>Assistant Coach:</b> Nikki West  <b>Assistant Coach:</b> Nicole Woods  <b>Assistant Coach:</b> Tanisha Wright</p>
---	---	---


<p><b>WKU Coaching Staff</b>  <b>Head Coach:</b> Greg Collins  <b>Assistant Coach:</b> Jocelyn Wyatt  <b>Assistant Coach:</b> Tiffany Porter-Talbert  <b>Assistant Coach:</b> Jhasmin Bowen</p>		<p><b>Western Kentucky (20-15, 11-5 C-USA)</b>  <b>City:</b> Bowling Green, Ky.  <b>Nickname:</b> Lady Toppers  <b>Enrollment:</b> 20,267  <b>SID:</b> Lillie-Anne Mulligan (jordan.mulligan@wku.edu)</p> <p><b>All-Time:</b> WKU leads 17-8  <b>Home Court:</b> E.A. Diddle Arena  <b>HC Record/School:</b> 20-15/20-15  <b>Last Meeting:</b> L, 74-60 (2018-19)</p>
---	---	---


	<p><b>Marshall (17-15, 10-6 C-USA)</b>  <b>City:</b> Huntington, W. Va.  <b>Nickname:</b> Thundering Herd  <b>Enrollment:</b> 13,631  <b>SID:</b> Jason Corriher (corriher@marshall.edu)</p> <p><b>All-Time:</b> ODU leads 7-4  <b>Home Court:</b> Cam Henderson Center  <b>HC Record/School:</b> 26-35/26-35  <b>Last Meeting:</b> W, 79-53 (2018-19)</p>	<p><b>Marshall Coaching Staff</b>  <b>Head Coach:</b> Tony Kemper  <b>Assistant Coach:</b> Adria Crawford  <b>Assistant Coach:</b> Lazar Milinkovic</p>
---	--	---








# OPPONENT BREAKDOWN


	<b>FIU (5-24, 2-14 C-USA)</b> City: Miami, Fla. Nickname: Panthers Enrollment: 54,000 SID: Diana Padilla (dpadil009@fiu.edu)	<b>FIU Coaching Staff</b> Head Coach: Tiara Malcom Assistant Coach: Keunta Miles Assistant Coach: Brianna Finch Assistant Coach: Michael Panaggio
	All-Time: ODU leads 7-3 Home Court: Ocean Bank Conv. Center HC Record/School: 18-69/18-69 Last Meeting: W, 95-68 (2018-19)	


<b>FAU Coaching Staff</b> Head Coach: Jim Jabir Assistant Coach: Terry Primm Assistant Coach: Desma Thomas Bateast Assistant Coach: Otavio Battaglia		<b>FAU (5-25, 2-14 C-USA)</b> City: Boca Raton, Fla. Nickname: Owls Enrollment: 30,522 SID: Jessica Poole (poolej@fau.edu)	<b>FAU Coaching Staff</b> Head Coach: Joye Lee-McNelis Assistant Head Coach: Jack Trosper Assistant Coach: Patosha Jeffery Assistant Coach: Stephanie Stoglin-Reed Volunteer Graduate Assistant: Londyn Thomas
All-Time: ODU leads 8-0 Home Court: FAU Arena HC Record/School: 490-418/18-40 Last Meeting: W, 60-32 (2018-19)			


	<b>Southern Miss (18-14, 9-7 C-USA)</b> City: Hattiesburg, Miss. Nickname: Lady Eagles Enrollment: 14,478 SID: Madelon Allen (madelon.allen@usm.edu)	<b>Southern Miss Coaching Staff</b> Head Coach: Joye Lee-McNelis Assistant Head Coach: Jack Trosper Assistant Coach: Patosha Jeffery Assistant Coach: Stephanie Stoglin-Reed Volunteer Graduate Assistant: Londyn Thomas
	All-Time: Tied 4-4 Home Court: Reed Green Coliseum HC Record/School: 477-379/248-223 Last Meeting: W, 53-50 (2018-19)	

<b>LA Tech Coaching Staff</b> Co-Head Coach: Brooke Stoehr Co-Head Coach: Scott Stoehr Associate Head Coach: Lindsey Hicks Assistant Coach: Bojan Jankovic		<b>Louisiana Tech (14-16, 6-10 C-USA)</b> City: Ruston, La. Nickname: Lady Techsters Enrollment: 12,487 SID: Malcom Butler (malcom@latech.edu)	<b>Louisiana Tech Coaching Staff</b> Head Coach: Kristen Holt Assistant Coach: Adam Esses Assistant Coach: Ela Mukosiei Assistant Coach: Stephanie Yowell Graduate Assistant: Joseph Frank Fouda
All-Time: LA Tech leads 17-9 Home Court: Thomas Assembly Center HC Record/School: 122-100/51-42 Last Meeting: W, 70-59 (2018-19)			

	<b>UTSA (7-21, 2-14 C-USA)</b> City: San Antonio, Texas Nickname: Roadrunners Enrollment: 32,101 SID: Whitney Truax (whitney.truax.utsa.edu)	<b>UTSA Coaching Staff</b> Head Coach: Kristen Holt Assistant Coach: Adam Esses Assistant Coach: Ela Mukosiei Assistant Coach: Stephanie Yowell Graduate Assistant: Joseph Frank Fouda
	All-Time: ODU leads 2-1 Home Court: UTSA Convocation Center HC Record/School: 79-129/16-42 Last Meeting: W, 72-47 (2018-19)	

<b>UTEP (9-22, 5-11 C-USA)</b> City: El Paso, Texas Nickname: Miners Enrollment: 24,000+ SID: Mark Brunner (mbrunner@utep.edu)	All-Time: ODU leads 7-2 Home Court: Don Haskins Center HC Record/School: 370-167/26-36 Last Meeting: W, 78-59 (2018-19)		<b>UTEP Coaching Staff</b> Head Coach: Kevin Baker Associate Head Coach: Todd Buchanan Assistant Head Coach: Anthony Anderson Assistant Coach: Heather Karner Graduate Assistants: Christina Robinson, Harper Sheets


	<b>Rice (28-4, 16-0 C-USA)</b> City: Houston, Texas Nickname: Owls Enrollment: 6,628 SID: Kenny Bybee (kab10@rice.edu)	<b>Rice Coaching Staff</b> Head Coach: Tina Langley Associate Head Coach: Winston Gandy Assistant Coach: Lee Aduddell Assistant Coach: Latara King
	All-Time: ODU leads 7-4 Home Court: Tudor Fieldhouse HC Record/School: 277-98/82-49 Last Meeting: L, 48-42 (2018-19)	

<b>North Texas (18-16, 7-9 C-USA)</b> City: Denton, Texas Nickname: Mean Green Enrollment: 38,154 SID: Becca Walters (becca.walters@unt.edu)	All-Time: ODU leads 7-4 Home Court: The Super Pit HC Record/School: 58-68/58-68 Last Meeting: W, 72-71 (2018-19)		<b>North Texas Coaching Staff</b> Head Coach: Jalie Mitchell Assistant Coach: Carlos Knox Assistant Coach: Christopher Minner Assistant Coach: Roman Owen Graduate Assistants: Emily Slagle, Tosin Mabodu



## GUARDS

Redshirt sophomore Vanessa Blagmon, transferred from USF midseason. Sat out season due to NCAA transfer rules and redshirted. Playing in all 32 games as a freshman, Mariah Adams, averaged 4.8 points, 2.9 rebounds and 1.9 assists and recorded five double-figure scoring games, including a season-high 13 against Saint Mary's in the Tulane Classic Championship. Ajah Wayne was named to the Conference USA All-Freshman and All-Defensive Teams during her freshman campaign. Averaging 11.9 points, 7.9 rebounds, 2.1 assists and 1.7 steals per game. History making season for the newcomer, her 345 points are the sixth-most by a freshman in program history and her 245 rebounds are fifth-most. Wayne became just the fifth freshman to lead ODU in rebounding, joining Inge Nisse, Anne Donovan, Celeste Hill and Tiffany Green. Also was named the C-USA Freshman of the Week three times. Sophomore guard Aziah Hudson, played in all 32 games and made 12 starts. Hudson also recorded 15 game double-figure scoring games, including a season-high 23 against Middle Tennessee. She is ranked second on the team in three-pointers with her total of 55. Another true freshman on the Old Dominion squad. Victoria Morris, who was a Second Team All-Conference USA selection. Averaged a team-leading 12.8 points to go along with 2.3 rebounds and 1.3 assists, despite missing eight games due to a right foot injury late in the season prior. This junior put up big numbers by scoring 20+ points in three consecutive games vs. FIU, FAU and LA Tech, becoming the first player to accomplish that feat since Jennie Simms in 2016-17. Taylor Edwards junior season opportunity consisted of averaging 11.4 points, 5.0 rebounds, 4.3 assists and 1.5 steals per game. She improved her scoring average by nearly four points from 7.6 to 11.4 points. Also, she recorded 20 double-figure scoring games and two games with a season-high 20 points. Edwards, additionally, led the team and ranked fourth in Conference USA in assists. Amaya Register's freshman year came to an unfortunate end. Suffering a torn ACL prior to the season. Incoming freshman, Mackenzie Smith was an All-State selection in high school after averaging 14 points, six assists, four rebounds, and four steals per game.



## FORWARDS

Incoming freshman, Jordan Bailey looks to carry on her impressive career into college. She averaged 22 points and 10 rebounds, her senior year of high school. In the 2017-18 season, Bailey was named the 8AAAA Co-Player of the Year and the Georgia AAAA Player of the Year. Dejah Carter, a junior, played in all but one game last season, making 28 starts at forward. Averaged 5.2 points and 4.3 rebounds, while shooting 62.5 percent from the field. She also managed to improve her scoring average by four points from the 2017-18 season. Senior transfer, Maggie Robinson, made an immediate impact at ODU, playing in all 32 games and making 31 starts at forward. She also recorded nine double-figure scoring games, including a season-high 17 against 13th-ranked NC State. There are high expectations for Robinson going into her senior season. The 2017-18 Gatorade South Carolina Player of the Year, Amari Young, returns for her sophomore season. She had a standout freshman campaign, averaging 8.3 points, 6.5 rebounds and 1.6 steals. Played in all 32 games, making three starts at forward. Additionally, Young was named the C-USA Freshman of the Week on March 10 after averaging 11.0 points, 12.0 rebounds, 2.0 assists and 2.5 steals in two games. Incoming freshman from Kassel, Germany, Marie Reichert played with the 18U Germany National Team in a tournament in Macedonia, as well as the 19U National Team for the World Championship Games in Thailand. Reichert looks to carry on her passion for the game to Old Dominion University.

## CENTER

One of ODU's top rebounders, Ashley Scott, played in 29 of the 32 games. Averaged 0.4 points and 3.3 rebounds in 10.2 minutes per game. Also recorded four games with eight or more rebounds, including 12 boards against both Middle Tennessee and FAU.

## COACHING STAFF

Head coach Nikki McCray-Penson begins her third season as head coach at Old Dominion. Back on staff with McCray is assistant coach Brittany Young, who also serves as the recruiting coordinator, associate head coach Keith Freeman and assistant coach Scepter Brownlee.







# NIKKI MCCRAY-PENSON



## NIKKI MCCRAY-PENSON HEAD COACH | THIRD SEASON TENNESSEE '95

Nikki McCray-Penson is in her third season as the head coach of ODU women's basketball in 2019-20.

In 2018-19, Old Dominion posted one of the biggest turnarounds not only in program history, but in the nation, in McCray's second season. The Monarchs went 21-11, marking a 13-win improvement from the previous season. The 13+ win mark was the sixth-highest in the NCAA in 2018-19 and the second-best in program history. With the 21 wins, ODU earned an at-large bid to the WNIT, the program's seventh appearance in the WNIT and first postseason appearance since 2015. McCray also guided ODU to a nearly 15-point improvement offensively from a season ago, as the Monarchs increased their scoring average from 54.6 in 2017-18 to 68.5 in 2018-19. McCray achieved all of this, despite having the seventh youngest roster in the country entering the season. Individually, McCray helped coach Victoria Morris to Second Team All-Conference USA honors and Ajah Wayne to C-USA All-Freshman and All-Defensive Team honors.

In 2017-18, McCray and the Monarchs compiled an 8-23 record and fell in the opening round of the Conference USA Tournament. Individual highlights for ODU in 2017-18 included Victoria Morris' sensational freshman season, as Morris was named to the C-USA All-Freshman Team and ranked fifth amongst all freshmen in the nation in threes made per game, along with Kelly Loftus joining the 1,000 career point club.

McCray-Penson, who previously served as an assistant coach at South Carolina since May of 2008, helped lead South Carolina to its first-ever National Championship in 2016-17. A two-time Olympic gold medal winner and Women's Basketball Hall of Fame inductee in 2012, McCray-Penson reunited with her former 1996 Team USA teammate when she joined head coach Dawn Staley's South Carolina staff as an assistant in May of 2008. Following an 11-year professional playing career, McCray-Penson moved into the coaching ranks in 2006, spending two seasons at Western Kentucky before joining the Gamecocks. A three-time WNBA All-Star and the 1996-97 American Basketball League's Most Valuable Player, McCray-Penson has proven to be a standout recruiter who helped South Carolina land the nation's No. 2 recruiting class and the top player in the country in 2014.

South Carolina earned four straight NCAA Tournament No. 1 seeds, the program's first coming in 2014. Appearing in the event's Sweet 16 in five of the last six seasons, the Gamecocks reached their first NCAA Final Four in 2015. South Carolina capped the 2016-17 season with its best final national ranking, coming in at No. 1 in the USA Today Coaches Poll. The Gamecocks finished among the nation's top 10 each of the past four seasons.

McCray-Penson takes over the reign of one of the most storied women's basketball programs in college basketball. The Lady Monarchs have over 1,000 program wins, three national championships, 25 NCAA Tournament appearances, 17 conference championships and 55 All-Americans. McCray-Penson got her start in coaching at Western Kentucky where she played a key role in recruiting. With her on the staff, she helped lead the Lady Toppers to a 49-17 record, which included a WNIT semifinal appearance in 2006-07 and a Sun Belt Tournament title and a berth in the NCAA Tournament in 2007-08.

Prior to moving into the coaching world, McCray-Penson enjoyed a nine-year career in the WNBA, following a two-year stint in the ABL. She signed her first professional playing contract with the ABL's Columbus Quest in 1996 and proceeded to lead the team to the league championship, earning league MVP honors along the way. Joining the WNBA's Washington Mystics in 1998, McCray-Penson was the team's leading scorer in each of her first two seasons and played in the WNBA All-Star game three times in her four years in Washington. She earned a starting spot in the league's inaugural All-Star game in 1999 and was the leading vote-getter among Eastern Conference guards in 2000.

McCray-Penson went on to play five more seasons in the WNBA, spending two with the Indiana Fever and one each with the Phoenix Mercury, the San Antonio Silver Stars and the Chicago Sky prior to her retirement at the end of the 2006 season. With 2,528 points, she finished her career ranked 24th on the WNBA's career scoring list. Averaging 10.1 points per game, she was a career 41.3 percent shooter.



A veteran of international basketball as well, McCray-Penson was part of the USA Basketball program on three separate occasions. Those stints were highlighted by trips to the Olympic Games in 1996 and 2000, both of which resulted in gold medals for the United States. She was a key element on the 1995-96 team that spent more than a year together in residency, something never done before in USA Basketball's history. The effort helped the group to 60-0 record in international competition and sparked two professional women's basketball leagues in the United States.

In her four-year career playing under Pat Summitt at Tennessee, McCray-Penson keyed three SEC regular-season titles, two conference tournament championships and four NCAA Tournament appearances for the Lady Vols. In addition to helping UT build a 122-11 record, McCray-Penson picked up All-America and SEC Player of the Year honors in both her junior and senior years. She scored 1,572 career points, a number that still ranks her among the Lady Vols' all-time top 15.

McCray-Penson graduated from Tennessee in 1995 with a Bachelor of Science in Education. She is married to Thomas Penson, and they have a son, Thomas Nikson Penson.



## PLAYING HISTORY

### WNBA (1998-06)

- Played for five different professional teams
- 3x WNBA All-Star
- Retired with the Chicago Sky
- One of leading vote-getters for 2000 All-Star Game

### ABL (1996-98)

- Played for Columbus Quest
- 1997 ABL MVP (1997)
- 1997 ABL Championship

### USA BASKETBALL (1993, 1995-96, 1998-00, 2019)

- Two-time Olympian
- 2x Gold Medalist in 1996 (Atlanta) & 2000 (Sydney)
- Gold Medal in 1998 World Championship
- Court Coach (Summer 2019)

### TENNESSEE (1991-95)

- Tennessee Lady Vols Hall Of Fame Inductee (2004)
- Compiled a 122-11 record
- 4x SEC Regular Season Champion
- 2x All-American
- 2x SEC Player of the Year
- 4x Best Defensive Player of the Year
- 1995 Final Four All-Tournament Team
- Played against ODU four times (went 4-0; averaged 12 points per game)



## HALL OF FAMES

- Women's Basketball Hall Of Fame, Class Of 2012
- National High School Hall Of Fame, Class Of 2015
- Tennessee Lady Vols Hall Of Fame, Class Of 2004
- Greater Knoxville Sports Hall Of Fame, Class Of 2014

## COMMUNITY INVOLVEMENT

- Shelby County School Education Foundation Inductee (2007)
- Basketball Beyond Borders (2005-present)
- WNBA Community Assist Award Winner (2005)
- First Lady Laura Bush Book Club Member (2001)
- Member of President's Council of Physical Fitness & Sports (1998-2000)
- Previous Prevent Child Abuse American board member
- Keynote speaker for Library of Congress Women's History Month (1999)
- Member of the WNBA Cares Program (1997-present)
- JR NNBA & JR WNBA camp instructor (1997-present)

## EDUCATION

- University Of Tennessee ('95), Bachelor Of Science In Sports Marketing





# COACHING STAFF



## **KEITH FREEMAN** **ASSOCIATE HEAD COACH | SECOND SEASON** **HUNTINGTON COLLEGE '86**

With nearly 30 years of coaching experience, former Wright State assistant and Valparaiso head coach Keith Freeman begins his second season as the associate head coach for Old Dominion women's basketball in 2018-19.

Freeman comes to ODU from Wright State, where he served as the associate head coach and assistant coach for a combined six seasons from 2012 to 2018. At Wright State, Freeman helped guide the Raiders to a 135-67 record during his tenure, including a school-record 26 wins and the program's first-ever NCAA Tournament appearance in 2013-14. Wright State won 20+ games in five of the six seasons and also secured four WNIT bids. Prior to Wright State, Freeman served as a head coach for 24 seasons, most notably at Valparaiso. Freeman's all-time head coaching record stands at 415-294.

At Valparaiso from 1994 to 2012, Freeman went 286-

247 and is the all-time winningest coach in program history. Freeman led the Crusaders to four 20-win seasons and seven top-two finishes in the league. In 2001-02, he orchestrated one of the greatest turnarounds in the nation, leading Valparaiso to a 26-7 record and was named a finalist for the National Coach of the Year. Overall, Freeman was a three-time Mid-Continental Conference Coach of the Year at Valparaiso and also helped lead the Raiders to their first-ever NCAA Tournament and Mid-Continental Conference Championship.

Prior to Valparaiso, Freeman also held head coaching stints at Saint Joseph's College and Huntington College, both small schools in Indiana.

At Saint Joseph's, Freeman went 85-28 in four seasons from 1990 to 1994 and was the Great Lakes Valley Coach of the Year in 1991-92. At Huntington, Freeman coached from 1983 to 1990. Freeman was 19 when he was named the head women's coach and then 21 when he was named the head men's coach. As the youngest collegiate coach, Freeman guided the Huntington women to a National Christian College Athletic Association National Championship in 1984.

Freeman graduated cum laude from Huntington College in Indiana in 1986 with a degree in Business Administration. He then earned his MBA in 1987 from Ball State. Freeman is a member of the Women's Basketball Coaches Association and the Fellowship of Christian Athletes.



## **SCEPTER BROWNLEE** **ASSISTANT COACH | SECOND SEASON** **SAN FRANCISCO '04**

Scepter Brownlee begins his second season as the assistant coach for the Old Dominion women's basketball team in 2019-20.

In his first season with ODU in 2018-19, Old Dominion posted one of the biggest turnarounds not only in program history, but in the nation. The Monarchs went 21-11, marking a 13-win improvement from the previous season. The 13+ win mark was the sixth-highest in the NCAA in 2018-19 and the second-best in program history. With the 21 wins, ODU earned an at-large bid to the WNIT, the program's seventh appearance in the WNIT and first postseason appearance since 2015. ODU had a nearly 15-point improvement offensively from a season ago, as the Monarchs increased their scoring average from 54.6 in 2017-18 to 68.5.

Brownlee came to ODU from King's Ridge Christian School in Georgia, where he was the assistant athletic director and boys' varsity basketball coach from 2014 to 2018. In addition, Brownlee is also the founder, CEO and master trainer of Great Day Basketball, which was founded in 2011.

Prior to his stints in high school and club basketball in the Atlanta area, Brownlee coached for seven years in the men's collegiate game. Brownlee was an assistant for Georgia State from 2007 to 2011 and then prior to GSU, Brownlee was an assistant at Southeast Missouri State in 2006-07. He also served as graduate assistant at Tennessee under head coach Bruce Pearl in 2005-06. Brownlee's first coaching job was an assistant at Colby Community College in Kansas in 2004-05.

At Tennessee was where Brownlee first met McCray-Penson, where Brownlee eventually served as McCray's trainer during the latter years of her WNBA career.

Brownlee graduated from the University of San Francisco in 2004 with a degree in Sociology. At USF, Brownlee was a two-year letterwinner and point guard. He earned the Jackie Robinson USF African American Athlete of the Year Award as a senior.





**BRITTANY YOUNG**  
**ASSISTANT COACH/RECRUITING COORDINATOR | THIRD SEASON**  
**FRANCIS MARION '08**

Brittany Young begins her third season as an assistant coach and recruiting coordinator at ODU in 2019-20.

In her second season with ODU in 2018-19, Old Dominion posted one of the biggest turnarounds not only in program history, but in the nation. The Monarchs went 21-11, marking a 13-win improvement from the previous season. The 13+ win mark was the sixth-highest in the NCAA in 2018-19 and the second-best in program history. With the 21 wins, ODU earned an at-large bid to the WNIT, the program's seventh appearance in the WNIT and first postseason appearance since 2015. ODU had a nearly 15-point improvement offensively from a season ago, as the Monarchs increased their scoring average from 54.6 in 2017-18 to 68.5.

The Monarchs went 8-23 in Young's first season, but Young and the ODU coaching staff helped bring in the best recruiting class in Conference USA for the 2018-19 season.

Prior to ODU, Young coached for two seasons at Stetson. In her final season with the Hatters, Young helped guide Stetson to a 26-win season and the program's first-ever Atlantic Sun regular season championship.

Prior to Stetson, Young spent two seasons as an assistant at Daytona State College, where she served as the program's recruiting coordinator, director of player development, director of operations, academic coordinator and strength and conditioning liaison.

From 2011-13, Young served as a graduate assistant at South Carolina under Dawn Staley. During her two seasons at South Carolina, the Gamecocks were nationally ranked and twice earned a berth to the NCAA Tournament.

In 2011, Young was just one of 26 recipients of the NCAA Ethnic Minority and Women's Enhancement Postgraduate Scholarship for Careers in Athletics.

Prior to beginning her coaching career, Young was a CoSIDA Academic All-American and all-conference performer at Francis Marion University. She is a member of the school's all-decade team and remains one of three players in FMU history to surpass 1,000 points and 500 assists in a career.

In addition to her success on the court, Young was President of the Student Athletic Advisory Council. She graduated from Francis Marion in 2008 and then obtained her master's degree in Sport and Entertainment Management from South Carolina in 2013.

**ASHLEY MORRIS**  
**DIRECTOR OF BASKETBALL OPERATIONS | THIRD SEASON**  
**TEMPLE '08**

Ashley Morris joined the Old Dominion women's basketball staff as the Director Of Basketball Operations in June of 2017.

Morris came to Old Dominion from her high school alma mater Central High School in Philadelphia, where she was the head coach for five seasons. At Central, Morris guided the team to three Class 6A championships and was named the Public League Gold Division Coach of the Year in 2011-2012 and was also selected to coach the Philadelphia's Girl's All Public Team in 2013-14.

During her playing career, Morris played for four seasons at under the legendary Dawn Staley at Temple from 2004 to 2008. Morris was an All-Atlantic 10 and Big Five selection during her senior season after averaging 15.3 points and 4.3 assists. She ended her career with the third-most assist in program history.

Following her collegiate career, Morris played professionally overseas for two seasons in Italy and France.

Morris graduated from Temple in 2008 with a degree in Management Information Systems.







# PLAYER PROFILES



## #11 TAYLOR EDWARDS GUARD | SENIOR | 5-9 PORTSMOUTH, VIRGINIA WOODROW WILSON

### BIOGRAPHY

#### 2018-19 (JR):

Played in all 32 games, making 30 starts ... The team's primary point guard ... Averaged 11.4 points, 5.0 rebounds, 4.3 assists and 1.5 steals ... Led the team and ranked fourth in Conference USA in assists ... Had 15 games with 5+ assists (ODU went 12-3 in those contests) ... Recorded 20 double-figure scoring games and two games with a season-high 20 points ... Scored 20 in the C-USA Tournament quarterfinal loss to Western Kentucky ... Shot 47.6 percent from the field ... Went 6-for-30 from beyond the arc after entering the season without a three-pointer made in her career ... Named to the Tulane Classic All-Tournament Team after averaging 13.5 in the two games ... Nearly recorded a triple-double against Jacksonville with 16 points, 10 assists and eight rebounds ... Improved her scoring average by nearly four points from 7.6 to 11.4 points per game.

#### 2017-18 (SO):

Posted a breakout season as a sophomore ... Played in all 31 games, making eight starts ... Increased her scoring by over seven points from 0.4ppg as a freshman to 7.6ppg as a sophomore ... Led the team in rebounding (6.0ppg) and field goal percentage (49.7%) as a guard ... Also led team in steals with 2.0spg and ranked sixth in the conference in league play with 2.1spg ... Had 2+ steals in 19 of the 31 games, including a career-high eight against Florida Atlantic ... Posted eight double-figure scoring games and five double-digit rebounding games ... Notched three double-doubles, which led the team ... Scored a season-high 19 points vs. UTSA and hauled in a season-high 15 rebounds against South Carolina State.

#### 2016-17 (FR):

Played in seven games during her true freshman season ... Scored her first career points with two free throws against FIU ... Also scored a point against Rice ... Recorded an assist in the first three games of her career, including at Duke.

#### PREP:

Played for Woodrow Wilson High School in Portsmouth under veteran head coach Roger Smith ... Averaged 16.6 ppg, 9.5 rpg, 8.5 apg and 3.3 spg her senior year ... Scored over 1,000 points in her career ... A two-time conference player of the year ... Named to the 4A All-State First Team as a senior and Second Team as a junior ... A two-time All-Tidewater selection ... Ranked in the top 50 at her position by espnW.

#### PERSONAL:

Daughter of Andrea Edwards and Marvin Hines ... Lists the Chicago Bulls and Cleveland Cavaliers as her favorite teams and Kyrie Irving and LeBron James as her favorite players.

### 2018-19 GAME LOG

Opponent	Date	gs	min	Total		3-Pointers		Free throws		Rebounds		pf	a	t/o	blk	stl	pts	avg			
				fg-fga	pct	3fg-fga	pct	ft-fa	pct	off	def								tot	avg	
at Campbell	11/06/18	*	16	3-7	.429	0-0	.000	2-4	.500	1	1	2	2.0	3	5	4	0	1	8	8.0	
NORFOLK STATE	11/09/18	*	34	5-11	.455	2-2	1.000	3-4	.750	1	4	5	3.5	4	4	3	1	1	15	11.5	
at Cincinnati	11/12/18	*	30	7-14	.500	0-2	.000	4-6	.667	1	6	7	4.7	5	1	2	0	0	18	13.7	
VIRGINIA	11/18/18	*	30	2-9	.222	0-4	.000	2-6	.333	0	3	3	4.3	4	9	4	0	3	6	11.8	
vs Jacksonville	11/24/18	*	40	8-13	.615	0-0	.000	0-3	.000	3	5	8	5.0	4	10	3	0	4	16	12.6	
vs Tennessee Tech	11/25/18	*	33	3-10	.300	0-0	.000	2-3	.667	0	11	11	6.0	3	6	3	1	0	8	11.8	
at #13 NC State	12/02/18	*	21	1-4	.250	1-1	1.000	2-6	.333	0	2	2	5.4	4	2	0	1	2	5	10.9	
WILLIAM & MARY	12/08/18	*	31	5-11	.455	0-0	.000	7-10	.700	0	6	6	5.5	3	7	3	0	1	17	11.6	
VCU	12/16/18	*	35	8-16	.500	0-1	.000	4-6	.667	2	7	9	5.9	1	2	0	0	0	20	12.6	
at Tulane	12/21/18	*	33	4-8	.500	1-2	.500	4-7	.571	4	4	8	6.1	4	3	2	0	2	13	12.6	
vs Saint Mary's	12/22/18	*	20	6-7	.857	0-1	.000	1-3	.333	0	1	1	5.6	4	1	2	0	2	13	12.6	
COPPIN STATE	12/29/18	*	26	4-7	.571	0-0	.000	3-5	.600	1	5	6	5.7	1	3	4	0	1	11	12.5	
at Marshall	01/03/19	*	34	3-7	.429	0-2	.000	2-6	.333	3	5	8	5.8	3	3	8	0	2	8	12.2	
at WKU	01/05/19	*	5	0-2	.000	0-0	.000	0-0	.000	0	0	0	5.4	4	0	1	0	0	0	11.3	
FLORIDA ATLANTIC	01/10/19	*	24	6-11	.545	2-4	.500	2-4	.500	1	6	7	5.5	1	5	2	0	1	16	11.6	
FIU	01/12/19	*	27	3-8	.375	0-2	.000	5-6	.833	1	4	5	5.5	0	6	1	0	3	11	11.6	
at Louisiana Tech	01/17/19	*	18	2-3	.667	0-1	.000	1-4	.250	0	3	3	5.4	4	7	3	0	3	5	11.2	
at Southern Miss	01/19/19	*	31	3-8	.375	0-1	.000	3-8	.375	0	4	4	5.3	2	7	4	0	3	9	11.1	
UTEP	01/24/19	*	23	7-10	.700	0-0	.000	2-5	.400	4	4	8	5.4	4	6	1	0	0	16	11.3	
UTSA	01/26/19	*	31	5-10	.500	0-0	.000	2-2	1.000	1	2	3	5.3	0	6	3	0	4	12	11.4	
at North Texas	01/31/19	*	34	5-12	.417	0-1	.000	3-6	.500	0	2	2	5.1	0	4	3	0	2	13	11.4	
at Rice	02/02/19	*	36	2-9	.222	0-1	.000	1-2	.500	4	2	6	5.2	2	2	4	0	0	5	11.1	
UAB	02/07/19	*	29	5-16	.313	0-1	.000	3-11	.273	5	3	8	5.3	3	2	1	1	0	13	11.2	
MIDDLE TENNESSEE	02/09/19	*	27	5-9	.556	0-0	.000	8-11	.727	0	7	7	5.4	0	0	5	0	2	18	11.5	
at Charlotte	02/16/19	*	30	3-6	.500	0-2	.000	3-4	.750	0	2	2	5.2	4	6	1	0	1	9	11.4	
CHARLOTTE	02/23/19	*	28	0-4	.000	0-0	.000	2-2	1.000	2	3	5	5.2	2	3	4	0	1	2	11.0	
MARSHALL	03/02/19	*	27	4-8	.500	0-1	.000	3-4	.750	1	2	3	5.1	3	7	2	1	1	11	11.0	
LONGWOOD	03/04/19	*	31	3-4	.750	0-0	.000	1-4	.250	0	2	2	5.0	1	3	2	2	2	7	10.9	
at Florida Atlantic	3/7/19	*	34	6-9	.667	0-0	.000	3-4	.750	0	3	3	5.0	3	3	0	2	15	11.0		
vs Florida Atlantic	03/13/19	*	24	4-7	.571	0-0	.000	2-2	1.000	0	6	6	5.0	2	6	3	0	1	10	11.0	
vs WKU	03/14/19	*	36	8-15	.533	0-0	.000	4-7	.571	1	4	5	5.0	2	6	3	0	2	20	11.3	
at Villanova	03/22/19	*	26	6-11	.545	0-1	.000	4-5	.800	1	5	6	5.0	3	4	1	0	0	16	11.4	
Totals			30	904	136-286	.476	6-30	.200	88-160	.550	37	124	161	5.0	83	139	85	7	47	366	11.4

Games played: 32  
 Minutes/game: 28.3  
 Points/game: 11.4  
 FG Pct: 47.6  
 3FG Pct: 20.0  
 FT Pct: 55.0

Rebounds/game: 5.0  
 Assists/game: 4.3  
 Turnovers/game: 2.7  
 Assist/turnover ratio: 1.6  
 Steals/game: 1.5  
 Blocks/game: 0.2

### CAREER HIGHS

- POINTS:** 20, vs. VCU, 12/8/18
- REBOUNDS:** 15, vs. South Carolina State, 12/30/17
- FGM:** 8, 3x, last vs. WKU, 3/14/19
- 3FGM:** 2, 2x, last vs. FAU, 2/10/19
- FTM:** 8, vs. Middle Tennessee, 2/9/19
- ASSISTS:** 10, vs. Jacksonville, 11/24/18
- BLOCKS:** 2, vs. Longwood, 3/4/19
- STEALS:** 8, vs. FAU, 2/14/18
- MINUTES:** 40, vs. Jacksonville, 11/24/18

### 2018-19 SEASON HIGHS

- POINTS:** 20, vs. VCU, 12/8/18
- REBOUNDS:** 11, vs. Tennessee Tech, 11/25/18
- FGM:** 8, 3x, last vs. WKU, 3/14/19
- 3FGM:** 2, 2x, last vs. FAU, 2/10/19
- FTM:** 8, vs. Middle Tennessee, 2/9/19
- ASSISTS:** 10, vs. Jacksonville, 11/24/18
- BLOCKS:** 2, vs. Longwood, 3/4/19
- STEALS:** 4, 2x, last vs. UTSA 1/26/19
- MINUTES:** 40, vs. Jacksonville, 11/24/18

Season	gp-gs	min/avg	Total		3-Point		F-Throws		Rebounds				Scoring							
			fg-fga	pct	fg-fga	pct	ft-fa	pct	off	def	tot	avg	pf	fo	ast	to	blk	stl	pts	avg
2016-17	7-0	20/2.9	0-7	.000	0-0	.000	3-4	.750	1	0	1	0.1	6	0	3	5	0	0	3	0.4
2017-18	31-8	764/24.6	97-195	.497	0-1	.000	41-94	.436	56	131	187	6.0	94	8	64	65	7	62	235	7.6
2018-19	32-30	904/28.3	136-286	.476	6-30	.200	88-160	.550	37	124	161	5.0	83	1	139	85	7	47	366	11.4
TOTAL	70-38	1688/24.1	233-488	.477	6-31	.194	132-258	.512	94	255	349	5.0	183	9	206	155	14	109	604	8.6

# PLAYER PROFILES



## 2017-18 GAME LOG

Opponent	Date	gs	min	Total		3-Pointers		Free throws		Rebounds			pf	a	t/o	blk	stl	pts	avg	
				fg-fga	pct	3fg-fga	pct	ft-fa	pct	off	def	tot								avg
LIBERTY	11/10/17	18	3-3	1000	0-0	.000	0-0	.000	2	2	4	4.0	2	0	3	0	1	6	6.0	
at George Mason	11/17/17	18	2-3	667	0-0	.000	0-0	.000	4	2	6	5.0	2	2	3	0	0	4	5.0	
vs Saint Francis (Pa.)	11/18/17	29	7-10	700	0-0	.000	0-0	.000	2	6	8	6.0	5	3	3	0	2	14	8.0	
NC STATE	11/20/17	31	2-5	400	0-0	.000	1-4	250	0	4	4	5.5	0	1	1	0	0	5	7.3	
DUKE	11/22/17	1	0-2	000	0-0	.000	0-0	.000	2	0	2	4.8	0	0	1	0	0	0	5.8	
RICHMOND	11/26/17	22	2-5	400	0-0	.000	4-7	571	2	1	3	4.5	2	1	1	0	1	8	6.2	
COPPIN STATE	11/30/17	21	4-7	571	0-0	.000	1-3	333	1	6	7	4.9	5	4	1	0	2	9	6.6	
CINCINNATI	12/03/17	22	2-6	333	0-1	.000	1-4	250	1	2	3	4.6	4	2	6	0	4	5	6.4	
at VCU	12/06/17	22	0-1	000	0-0	.000	0-2	.000	0	2	2	4.3	2	2	0	0	3	0	5.7	
at William & Mary	12/17/17	23	4-6	667	0-0	.000	0-0	.000	1	5	6	4.5	3	2	0	0	3	8	5.9	
vs Oakland	12/22/17	25	2-3	667	0-0	.000	0-2	.000	2	3	5	4.5	4	1	0	2	4	5.7		
vs Abilene Christian	12/22/17	19	3-3	1000	0-0	.000	0-0	.000	0	2	2	4.3	5	0	3	0	1	6	5.8	
SOUTH CAROLINA STAT	12/30/17	32	5-9	556	0-0	.000	0-1	.000	11	4	15	5.2	1	3	2	0	3	10	6.1	
UAB	01/04/18	21	2-7	286	0-0	.000	0-1	.000	1	2	3	5.0	5	4	0	1	1	4	5.9	
CHARLOTTE	01/06/18	24	2-4	500	0-0	.000	0-0	.000	1	2	3	4.9	2	1	0	0	2	4	5.8	
at North Texas	11/11/18	21	3-4	750	0-0	.000	1-1	1000	1	2	3	4.8	5	0	3	0	3	7	5.9	
at UTSA	11/13/18	29	3-6	500	0-0	.000	5-10	500	3	10	13	5.2	2	4	3	1	0	11	6.2	
at Hampton University	01/15/18	33	5-11	455	0-0	.000	4-4	1000	0	6	6	5.3	2	1	7	0	3	10	6.4	
MARSHALL	01/18/18	17	5-10	500	0-0	.000	4-4	1000	3	3	6	5.3	3	1	0	1	0	14	6.8	
UTSA	01/20/18	31	7-10	700	0-0	.000	5-10	500	3	9	12	5.7	2	1	0	0	1	19	7.4	
at Louisiana Tech	01/28/18	25	4-12	333	0-0	.000	1-2	500	2	9	11	5.9	4	2	4	0	2	9	7.5	
at Rice	01/28/18	35	4-8	500	0-0	.000	0-2	.000	0	6	6	5.9	4	0	2	1	2	8	7.5	
FIU	02/02/18	28	2-6	333	0-0	.000	3-4	750	2	6	8	6.0	1	4	3	1	3	7	7.5	
at WKU	02/08/18	32	6-8	750	0-0	.000	4-8	500	3	5	8	6.1	3	3	2	0	2	16	7.8	
at Southern Miss	02/10/18	31	5-5	1000	0-0	.000	4-10	400	1	7	8	6.2	4	3	5	0	3	14	8.1	
FLORIDA ATLANTIC	02/14/18	34	3-14	214	0-0	.000	2-5	400	2	10	12	6.4	5	2	1	8	8	8.1		
UTEP	02/17/18	30	1-7	143	0-0	.000	3-4	750	1	4	5	6.3	2	3	0	0	3	5	8.0	
NORTH TEXAS	02/22/18	17	3-4	750	0-0	.000	1-1	1000	2	2	4	6.3	5	1	5	0	0	7	7.9	
at Charlotte	03/01/18	25	3-9	333	0-0	.000	0-3	.000	1	1	2	6.1	4	3	0	0	3	6	7.9	
at Middle Tennessee	03/03/18	22	0-3	000	0-0	.000	1-2	500	0	5	5	6.1	1	2	2	0	0	1	7.6	
vs Rice	03/07/18	26	3-4	750	0-0	.000	0-0	.000	2	3	5	6.0	5	2	2	1	4	6	7.6	
Totals		8	764	97-195	497	0-1	.000	41-94	436	56	131	187	6.0	94	64	65	7	62	235	7.6

Games played: 31  
 Minutes/game: 24.6  
 Points/game: 7.6  
 FG Pct: 49.7  
 3FG Pct: 0.0  
 FT Pct: 43.6

Rebounds/game: 6.0  
 Assists/game: 2.1  
 Turnovers/game: 2.1  
 Assists/turnover ratio: 1.0  
 Steals/game: 2.0  
 Blocks/game: 0.2

## 2016-17 GAME LOG

Opponent	Date	gs	min	Total		3-Pointers		Free throws		Rebounds			pf	a	t/o	blk	stl	pts	avg	
				fg-fga	pct	3fg-fga	pct	ft-fa	pct	off	def	tot								avg
NORFOLK STATE	11/18/16	3	0-2	.000	0-0	.000	0-0	.000	0	0	0	0.0	1	1	0	0	0	0	0.0	
WILLIAM & MARY	11/20/16	dnp	-	-	-	-	-	-	-	-	-	-	-	-	-	-	-	-	-	
at Duke	11/22/16	1	0-0	.000	0-0	.000	0-0	.000	0	0	0	0.0	0	0	0	0	0	0.0		
NC CENTRAL	11/27/16	2	0-0	.000	0-0	.000	0-0	.000	0	0	0	0.0	0	0	0	0	0	0.0		
DARTMOUTH	11/30/16	4	0-2	.000	0-0	.000	2-2	1000	0	0	0	0.0	1	0	0	0	0	2	0.5	
at MIAMI	12/04/16	dnp	-	-	-	-	-	-	-	-	-	-	-	-	-	-	-	-	-	
VCU	12/9/16	dnp	-	-	-	-	-	-	-	-	-	-	-	-	-	-	-	-	-	
HAMPTON	12/18/16	dnp	-	-	-	-	-	-	-	-	-	-	-	-	-	-	-	-	-	
vs Syracuse	12/20/16	4	0-2	.000	0-0	.000	0-0	.000	1	0	1	0.2	2	0	1	0	0	0	0.4	
vs Dayton	12/21/16	dnp	-	-	-	-	-	-	-	-	-	-	-	-	-	-	-	-	-	
at ETSU	12/28/16	dnp	-	-	-	-	-	-	-	-	-	-	-	-	-	-	-	-	-	
at RICE	12/30/16	dnp	-	-	-	-	-	-	-	-	-	-	-	-	-	-	-	-	-	
at North Texas	01/01/17	dnp	-	-	-	-	-	-	-	-	-	-	-	-	-	-	-	-	-	
MARSHALL	01/05/17	dnp	-	-	-	-	-	-	-	-	-	-	-	-	-	-	-	-	-	
WESTERN KENTUCKY	01/07/17	dnp	-	-	-	-	-	-	-	-	-	-	-	-	-	-	-	-	-	
at Southern Miss	1/12/17	dnp	-	-	-	-	-	-	-	-	-	-	-	-	-	-	-	-	-	
at Louisiana Tech	1/14/17	dnp	-	-	-	-	-	-	-	-	-	-	-	-	-	-	-	-	-	
CHARLOTTE	01/21/17	dnp	-	-	-	-	-	-	-	-	-	-	-	-	-	-	-	-	-	
RICE	01/26/17	2	0-0	.000	0-0	.000	1-2	500	0	0	0	0.2	2	0	1	0	0	1	0.5	
NORTH TEXAS	01/28/17	dnp	-	-	-	-	-	-	-	-	-	-	-	-	-	-	-	-	-	
at FIU	02/02/17	4	0-1	.000	0-0	.000	0-0	.000	0	0	0	0.1	0	0	3	0	0	0	0.4	
at Florida Atlantic	02/04/16	dnp	-	-	-	-	-	-	-	-	-	-	-	-	-	-	-	-	-	
MIDDLE TENNESSEE	02/09/17	dnp	-	-	-	-	-	-	-	-	-	-	-	-	-	-	-	-	-	
UAB	02/11/17	dnp	-	-	-	-	-	-	-	-	-	-	-	-	-	-	-	-	-	
at Charlotte	02/19/17	dnp	-	-	-	-	-	-	-	-	-	-	-	-	-	-	-	-	-	
at Marshall	02/23/17	dnp	-	-	-	-	-	-	-	-	-	-	-	-	-	-	-	-	-	
at Western Kentucky	02/25/17	dnp	-	-	-	-	-	-	-	-	-	-	-	-	-	-	-	-	-	
UTEP	03/02/17	dnp	-	-	-	-	-	-	-	-	-	-	-	-	-	-	-	-	-	
UTSA	03/04/17	dnp	-	-	-	-	-	-	-	-	-	-	-	-	-	-	-	-	-	
vs UTEP	03/08/17	dnp	-	-	-	-	-	-	-	-	-	-	-	-	-	-	-	-	-	
vs Southern Miss	03/09/17	dnp	-	-	-	-	-	-	-	-	-	-	-	-	-	-	-	-	-	
Totals		0	20	0-7	.000	0-0	.000	3-4	750	1	0	1	0.1	6	3	5	0	0	3	0.4

Games played: 7  
 Minutes/game: 2.9  
 Points/game: 0.4  
 FG Pct: 0.0  
 FT Pct: 75.0

Rebounds/game: 0.1  
 Assists/game: 0.4  
 Turnovers/game: 0.7  
 Assists/turnover ratio: 0.7







# PLAYER PROFILES



**#25 ASHLEY SCOTT**  
**CENTER | SENIOR | 6-3**  
**MOBILE, ALABAMA**  
**UMS WRIGHT PREP**  
**SHELTON STATE CC**

## BIOGRAPHY

### 2018-19 (JR):

One of ODU's top rebounders ... Played in 29 of the 32 games ... Averaged 0.4 points and 3.3 rebounds in 10.2 minutes per game ... Recorded four games with eight or more rebounds, including 12 boards against both Middle Tennessee and FAU ... Had 11 offensive rebounds in that game against FAU ... Made one start on the season, which came in the Tulane Classic Championship against Saint Mary's (had two steals and six boards in that game) ... Scored a season-high four points vs. Middle Tennessee.

### AT SHELTON STATE CC:

Helped guide Shelton State to back-to-back NJCAA Final Four appearances and ACCC Championships ... Averaged 3 points and 6 rebounds while shooting over 60 percent from the field in 2017-18.

### PREP:

An All-State performer at UMS-Wright Preparatory School ... Averaged 15 points and 15 rebounds during her senior season and was a finalist for the 4A State Player of the Year ... Totaled over 1,000 points and 1,500 rebounds in her high school career ... Off the court, volunteered weekly at her local church, Christ United Methodist Church.

### PERSONAL:

Daughter of Monique and Gerald Scott.

### CAREER HIGHS

**POINTS:** 4, vs. Middle Tennessee, 2/9/19  
**REBOUNDS:** 12, 2x, last vs. FAU, 3/13/19  
**FGM:** 2, vs. Middle Tennessee 2/9/19  
**3FGM:** N/A  
**FTM:** 1, vs. Campbell, 11/6/18  
**ASSISTS:** 1, 6x, last vs. Middle Tennessee, 2/9/19  
**BLOCKS:** 1, 5x, last vs. Villanova, 3/22/19  
**STEALS:** 2, vs. Saint Mary's, 12/22/18  
**MINUTES:** 30, vs. Middle Tennessee, 2/9/19

### 2018-19 SEASON HIGHS

**POINTS:** 4, vs. Middle Tennessee, 2/9/19  
**REBOUNDS:** 12, 2x, last vs. FAU, 3/13/19  
**FGM:** N/A  
**3FGM:** N/A  
**FTM:** 1, vs. Campbell, 11/6/18  
**ASSISTS:** 1, 6x, last vs. Middle Tennessee, 2/9/19  
**BLOCKS:** 1, 5x, last vs. Villanova, 3/22/19  
**STEALS:** 2, vs. Saint Mary's, 12/22/18  
**MINUTES:** 30, vs. Middle Tennessee, 2/9/19

### 2018-19 GAME LOG

Opponent	Date	gs	min	Total		3-Pointers		Free throws		Rebounds							pts	avg		
				fg-fga	pct	3fg-fga	pct	ft-fga	pct	off	def	tot	ast	to	blk	stl				
at Campbell	11/06/18	13	0-0	.000	0-0	.000	1-2	.500	1	4	5	5.0	4	0	0	0	1	1.0		
NORFOLK STATE	11/09/18	5	0-0	.000	0-0	.000	0-0	.000	1	2	3	4.0	1	1	1	0	0	0.5		
at Cincinnati	11/12/18	27	0-0	.000	0-0	.000	0-2	.000	4	4	8	5.3	2	0	0	0	0	0.3		
VIRGINIA	11/18/18	11	0-1	.000	0-0	.000	0-0	.000	1	1	2	4.5	0	0	0	0	0	0.3		
vs Jacksonville	11/24/18	6	0-0	.000	0-0	.000	0-0	.000	2	0	2	4.0	1	1	1	0	0	0.2		
vs Tennessee Tech	11/25/18	5	0-0	.000	0-0	.000	0-0	.000	0	0	0	3.3	2	0	0	0	0	0.2		
at #13 NC State	12/02/18	4	0-0	.000	0-0	.000	0-0	.000	0	0	0	2.9	0	0	0	0	0	0.1		
WILLIAM & MARY	12/08/18	dnp	-	-	-	-	-	-	-	-	-	-	-	-	-	-	-	-		
VCU	12/16/18	dnp	-	-	-	-	-	-	-	-	-	-	-	-	-	-	-	-		
at Tulane	12/21/18	dnp	-	-	-	-	-	-	-	-	-	-	-	-	-	-	-	-		
vs Saint Mary's	12/22/18	19	0-2	.000	0-0	.000	0-0	.000	3	3	6	3.3	4	0	0	2	0	0.1		
COPPIN STATE	12/29/18	9	0-0	.000	0-0	.000	0-0	.000	1	3	4	3.3	0	0	1	0	0	0.1		
at Marshall	01/03/19	2	0-0	.000	0-0	.000	0-0	.000	0	1	1	3.1	1	0	1	0	0	0.1		
at WKU	01/05/19	4	0-0	.000	0-0	.000	0-0	.000	0	0	0	2.8	1	0	0	0	0	0.1		
FLORIDA ATLANTIC	01/10/19	8	0-0	.000	0-0	.000	0-0	.000	0	1	1	2.7	2	0	0	1	0	0.1		
FIU	01/12/19	10	1-1	1.000	0-0	.000	0-0	.000	1	1	2	2.6	3	0	0	0	2	0.2		
at Louisiana Tech	01/17/19	6	0-0	.000	0-0	.000	0-0	.000	1	2	3	1.1	1	0	0	0	0	0.2		
at Southern Miss	01/19/19	1	0-0	.000	0-0	.000	0-0	.000	0	1	1	2.5	1	0	0	0	0	0.2		
LUTEP	01/24/19	5	0-0	.000	0-0	.000	0-0	.000	0	0	0	2.4	0	0	0	0	0	0.2		
LUTSA	01/26/19	9	1-1	1.000	0-0	.000	0-0	.000	1	3	4	2.5	3	0	0	0	2	0.3		
at North Texas	01/31/19	19	0-0	.000	0-0	.000	0-0	.000	3	3	6	2.7	2	1	2	1	1	0.3		
at Rice	02/02/19	14	0-0	.000	0-0	.000	0-0	.000	3	0	3	2.7	3	1	1	0	0	0.3		
UAB	02/07/19	13	1-2	.500	0-0	.000	0-0	.000	5	3	8	3.0	1	0	0	1	2	0.4		
MIDDLE TENNESSEE	02/09/19	30	2-4	.500	0-0	.000	0-2	.000	6	6	12	3.4	4	1	1	1	4	0.5		
at Charlotte	02/16/19	5	0-0	.000	0-0	.000	0-0	.000	1	0	1	3.3	0	0	1	0	0	0.5		
CHARLOTTE	02/23/19	3	0-0	.000	0-0	.000	0-0	.000	0	0	0	3.1	2	0	0	0	0	0.5		
MARSHALL	03/02/19	9	0-1	.000	0-0	.000	0-0	.000	2	2	4	3.2	0	0	1	0	0	0.5		
LONGWOOD	03/04/19	3	0-0	.000	0-0	.000	0-0	.000	0	0	0	3.0	0	0	0	0	0	0.4		
at Florida Atlantic	3/7/19	7	0-0	.000	0-0	.000	0-0	.000	0	1	1	3.0	2	0	0	0	0	0.4		
vs Florida Atlantic	03/13/19	24	1-1	1.000	0-0	.000	0-0	.000	11	1	12	3.3	0	0	0	0	2	0.5		
vs WKU	03/14/19	13	0-1	.000	0-0	.000	0-0	.000	3	1	4	3.3	4	0	0	0	0	0.5		
at Villanova	03/22/19	11	0-0	.000	0-0	.000	0-0	.000	1	1	2	3.3	0	0	2	1	0	0.4		
Totals		1	295	6-14	.429	0-0	.000	1-6	.167	51	44	95	3.3	44	6	11	5	4	13	0.4

Games played: 29  
 Minutes/game: 10.2  
 Points/game: 0.4  
 FG Pct: 42.9  
 FT Pct: 16.7

Rebounds/game: 3.3  
 Assists/game: 0.2  
 Turnovers/game: 0.4  
 Assist/turnover ratio: 0.5  
 Steals/game: 0.1  
 Blocks/game: 0.2

Season	gp-gs	min/avg	Total		3-Point		F-Throws		Rebounds							Scoring				
			fg-fga	pct	fg-fga	pct	ft-fga	pct	off	def	tot	avg	pf	fo	ast	to	blk	stl	pts	avg
2018-19	29-1	295/10.2	6-14	.429	0-0	.000	1-6	.167	51	44	95	3.3	44	0	6	11	5	4	13	0.4
TOTAL	29-1	295/10.2	6-14	.429	0-0	.000	1-6	.167	51	44	95	3.3	44	0	6	11	5	4	13	0.4





# PLAYER PROFILES



**#5 VICTORIA MORRIS**  
**GUARD | JUNIOR | 5-8**  
**CINCINNATI, OHIO**  
**NORTH COLLEGE HILL**

## BIOGRAPHY

### 2018-19 (SO):

A Second Team All-Conference USA selection ... Averaged a team-leading 12.8 points to go along with 2.3 rebounds and 1.3 assists, despite missing eight games due to a right foot injury late in the season ... Became just the third player in program history to lead ODU in scoring in both their freshman and sophomore seasons, joining All-Americans Celeste Hill and Nancy Lieberman ... Led the team in threes made with 60 ... Averaged 2.5 three-pointers per game, which ranked 65th in the nation and third in C-USA ... Upped her scoring average to 14.2 in conference play ... Registered six 20+ scoring games, including a season-high 24 at LA Tech ... Also poured in 23 in the OT win at Cincinnati in her hometown and in front of hundreds of her friends and family ...

Led ODU with 21 points in the OT loss to Villanova in the WNIT ... Scored 20+ points in three consecutive games vs. FIU, FAU and LA Tech, becoming the first player to accomplish that feat since Jennie Simms in 2016-17.

### 2017-18 (FR):

Named to the Conference USA All-Freshman Team ... Became the first ODU freshman to lead the team in scoring (11.0ppg) since Celeste Hill in 1990-91 ... Her 340 points were the sixth-most by an ODU freshman in program history ... A three-time C-USA Freshman of the Week honoree (Nov. 27, Dec. 26, Feb. 5) ... One of the top freshman three-point shooters in the nation ... Ranked fifth amongst all freshmen in the nation in threes made per game (2.55 3PT per game) ... Averaged 11.0 points, 2.4 rebounds and 1.4 assists per game ... Led the team with 20 double-figure scoring games, including three with 20+ ... Scored a season-high 24 points against FIU ... Notched five games with 5+ threes made, including a season-high six against LA Tech and FIU.

### PREP:

Averaged 21.0 points, 5.0 assists and 3.7 steals during her senior season at North College Hill High School ... All-Miami Valley Conference selection ... Led the conference in scoring and ranked second in assists ... During her sophomore season, Morris was the MVC Player of the Year after averaging a league-leading 20.5 points per game ... For her career, she was a three-time All-City and All-MVC selection, and was also named team MVP three times ... Graduated as the all-time leading scorer at North College Hill with over 1,500 career points ... Played AAU ball for All-Ohio EYBL, one of the top AAU programs in the Ohio circuit.

### PERSONAL:

Became the first official commitment for head coach Nikki McCray, signing on June 17, 2017, less than a month after McCray was announced as head coach.

## 2018-19 GAME LOG

Opponent	Date	gs	min	Total		3-Pointers		Free throws		Rebounds			pf	a	t/o	blk	stl	pts	avg	
				fg-fga	pct	3fg-fga	pct	f-fga	pct	off	def	tot								avg
at Campbell	11/06/18	22	4-9	444	1-3	333	4-4	1,000	0	1	1	1.0	3	0	0	0	1	13	13.0	
NORFOLK STATE	11/09/18	30	5-14	357	4-10	400	0-0	0.000	0	2	2	1.5	1	0	3	1	1	14	13.5	
at Cincinnati	11/12/18	34	7-20	350	4-14	286	5-6	833	0	1	1	1.3	4	1	4	0	0	23	16.7	
VIRGINIA	11/18/18	25	5-12	417	4-7	571	3-6	500	0	1	1	1.3	3	1	1	0	0	17	16.8	
vs Jacksonville	11/24/18	27	3-14	214	3-9	333	4-6	667	0	4	4	1.8	3	2	0	0	2	13	15.0	
vs Tennessee Tech	11/25/18	30	5-14	357	2-4	500	2-4	500	0	1	1	1.7	2	1	2	0	0	14	15.7	
at #13 NC State	12/02/18	26	3-16	188	0-6	000	1-3	333	2	5	7	2.4	0	1	0	2	7	14.4		
WILLIAM & MARY	12/08/18	27	5-13	385	3-10	300	0-0	0.000	0	2	2	2.4	2	1	4	0	0	13	14.3	
VCU	12/16/18	24	1-5	200	1-3	333	1-4	250	0	2	2	2.3	2	1	1	0	1	4	13.1	
at Tulane	12/21/18	26	3-9	333	3-9	333	4-4	1,000	0	0	0	2.1	4	0	3	0	2	13	13.1	
vs Saint Mary's	12/22/18	28	3-15	200	2-8	250	0-0	0.000	0	1	1	2.0	2	3	1	0	1	8	12.6	
COPPIN STATE	12/29/18	17	2-4	500	1-3	333	2-2	1,000	0	1	1	1.9	0	2	0	0	0	7	12.2	
at Marshall	01/03/19	26	3-11	273	1-6	167	1-2	500	1	1	2	1.9	5	0	2	1	0	8	11.8	
at WKU	01/05/19	19	3-9	333	1-4	250	0-0	0.000	0	4	4	2.1	2	1	3	0	1	7	11.5	
FLORIDA ATLANTIC	01/10/19	20	7-15	467	4-8	500	2-2	1,000	2	2	4	2.2	1	0	1	0	0	20	12.1	
FIU	01/12/19	26	8-15	533	4-10	400	0-0	0.000	0	1	1	2.1	0	3	1	0	2	20	12.6	
at Louisiana Tech	01/17/19	35	8-14	571	5-7	714	3-4	750	1	2	3	2.2	2	4	4	0	0	24	13.2	
at Southern Miss	01/19/19	33	3-13	231	3-10	300	0-0	0.000	0	5	5	2.3	4	3	1	0	0	9	13.0	
UTEP	01/24/19	27	4-11	364	2-7	286	0-0	0.000	0	0	0	2.2	4	2	1	0	0	10	12.8	
UTSA	01/26/19	dnp	-	-	-	-	-	-	-	-	-	-	-	-	-	-	-	-	-	
at North Texas	01/31/19	26	4-10	400	1-4	250	1-2	500	0	2	2	2.2	2	1	2	0	2	10	12.7	
at Rice	02/02/19	29	6-14	429	4-10	400	4-7	571	0	5	5	2.3	1	1	0	0	1	20	13.0	
UAB	02/07/19	dnp	-	-	-	-	-	-	-	-	-	-	-	-	-	-	-	-	-	
MIDDLE TENNESSEE	02/09/19	dnp	-	-	-	-	-	-	-	-	-	-	-	-	-	-	-	-	-	
at Charlotte	02/16/19	dnp	-	-	-	-	-	-	-	-	-	-	-	-	-	-	-	-	-	
CHARLOTTE	02/23/19	dnp	-	-	-	-	-	-	-	-	-	-	-	-	-	-	-	-	-	
MARSHALL	03/02/19	dnp	-	-	-	-	-	-	-	-	-	-	-	-	-	-	-	-	-	
LONGWOOD	03/04/19	dnp	-	-	-	-	-	-	-	-	-	-	-	-	-	-	-	-	-	
at Florida Atlantic	3/7/19	dnp	-	-	-	-	-	-	-	-	-	-	-	-	-	-	-	-	-	
vs Florida Atlantic	03/13/19	8	2-5	400	1-2	500	0-0	0.000	1	1	2	2.3	0	1	0	0	0	5	12.7	
vs WKU	03/14/19	19	3-14	214	2-8	250	0-1	0.000	1	1	2	2.3	1	0	0	0	0	8	12.5	
at Villanova	03/22/19	25	7-21	333	4-12	333	3-4	750	0	2	2	2.3	0	2	0	0	0	21	12.8	
Totals		21	609	104-297	350	60-174	345	40-61	656	8	47	55	2.3	48	32	35	2	16	308	12.8

Games played: 24  
 Minutes/game: 25.4  
 Points/game: 12.8  
 FG Pct: 35.0  
 3FG Pct: 34.5  
 FT Pct: 65.6

Rebounds/game: 2.3  
 Assists/game: 1.3  
 Turnovers/game: 1.5  
 Assist/turnover ratio: 0.9  
 Steals/game: 0.7  
 Blocks/game: 0.1

Season	gp-gs	min/avg	Total		3-Point		F-Throws		Rebounds				Scoring							
			fg-fga	pct	fg-fga	pct	ft-fga	pct	off	def	tot	avg	pf	fo	ast	to	blk	stl	pts	avg
2017-18	31-30	1017/32.8	115-353	.326	79-249	.317	31-40	.775	19	54	73	2.4	64	1	42	36	4	17	340	11.0
2018-19	24-21	609/25.4	104-297	.350	60-174	.345	40-61	.656	8	47	55	2.3	48	1	32	35	2	16	308	12.8
TOTAL	55-51	1626/29.6	219-650	.337	139-423	.329	71-101	.703	27	101	128	2.3	112	2	74	71	6	33	648	11.8

# PLAYER PROFILES




## 2017-18 GAME LOG

Opponent	Date	gs	min	Total		3-Pointers		Free throws		Rebounds				pf	a	t/o	blk	stl	pts	avg	
				fg	fga	pct	3fg	3fga	pct	ft	fta	pct	off								def
LIBERTY	11/10/17	*	22	4-9	444	2-5	400	0-0	.000	0	0	0	0.0	1	1	4	0	1	10	10.0	
at George Mason	11/17/17	*	35	4-16	250	4-13	308	0-0	.000	1	2	3	1.5	1	1	1	0	0	12	11.0	
vs Saint Francis (Pa.)	11/18/17	*	25	5-12	417	2-7	286	4-7	.571	0	0	0	1.0	3	0	2	0	1	16	12.7	
NC STATE	11/20/17	*	16	5-10	500	5-9	556	0-0	.000	0	0	0	0.8	1	2	0	0	0	15	13.3	
DUKE	11/22/17	*	37	6-22	273	3-15	200	0-0	.000	1	4	5	1.6	1	3	1	0	0	15	13.6	
RICHMOND	11/26/17	*	26	0-4	000	0-3	000	0-0	.000	0	1	1	1.5	1	1	1	0	0	0	11.3	
COPPIN STATE	11/30/17	*	31	6-13	462	5-12	417	3-3	1.000	3	0	3	1.7	2	2	2	0	2	20	12.6	
CINCINNATI	12/03/17	*	30	3-10	300	2-7	286	2-2	1.000	0	3	3	1.9	1	1	3	1	0	10	12.3	
at VCU	12/06/17	*	27	3-10	300	3-8	375	1-2	.500	0	3	3	2.0	3	0	1	0	0	10	12.0	
at William & Mary	12/17/17	*	35	2-10	200	2-8	250	0-0	.000	2	2	4	2.2	3	2	0	0	0	6	11.4	
vs Oakland	12/21/17	*	32	5-19	263	5-14	357	5-6	.833	2	1	3	2.3	4	0	1	0	0	20	12.2	
vs Abilene Christian	12/22/17	*	29	4-12	333	2-8	250	2-2	1.000	0	2	2	2.3	5	1	0	0	0	12	12.2	
SOUTH CAROLINA STAT	12/30/17	*	35	4-13	308	4-12	333	0-0	.000	0	3	3	2.3	3	1	1	0	0	12	12.2	
UAB	01/04/18		32	6-20	300	5-11	455	2-2	1.000	1	1	2	2.3	3	1	2	0	1	19	12.6	
CHARLOTTE	01/06/18	*	38	5-14	357	4-11	364	0-0	.000	0	3	3	2.3	1	2	0	1	1	14	12.7	
at North Texas	1/11/18	*	39	0-4	000	0-2	000	0-0	.000	0	5	5	2.5	3	1	3	0	0	0	11.9	
at UTSA	1/13/18	*	22	1-7	143	0-4	000	0-0	.000	0	1	1	2.4	3	0	0	0	1	2	11.4	
at Hampton University	01/15/18	*	37	3-11	273	3-10	300	0-0	.000	1	3	4	2.5	2	0	1	0	1	9	11.2	
MARSHALL	01/18/18	*	37	4-7	571	2-4	500	2-2	1.000	0	2	2	2.5	0	4	0	0	1	12	11.3	
UTSA	01/20/18	*	35	5-11	455	1-6	167	1-2	.500	1	1	2	2.5	0	2	1	0	2	12	11.3	
at Louisiana Tech	01/26/18	*	37	6-17	353	6-17	353	0-0	.000	0	0	0	2.3	0	2	2	0	1	18	11.6	
at Rice	01/28/18	*	38	5-17	294	3-10	300	0-0	.000	1	2	3	2.4	4	2	2	0	0	13	11.7	
FIU	02/02/18	*	38	9-15	600	6-12	500	0-0	.000	0	3	3	2.4	2	1	2	0	0	24	12.2	
at WKU	02/08/18	*	29	3-16	188	1-7	143	0-0	.000	1	2	3	2.4	4	1	1	0	0	7	12.0	
at Southern Miss	02/10/18	*	36	4-5	800	2-3	667	0-0	.000	0	1	1	2.4	1	1	2	0	1	10	11.9	
FLORIDA ATLANTIC	02/14/18	*	39	1-4	250	1-2	500	3-4	.750	0	5	5	2.5	1	1	1	1	1	6	11.7	
UTEP	02/17/18	*	39	4-16	250	3-9	333	0-0	.000	2	1	3	2.5	3	2	0	0	1	11	11.7	
NORTH TEXAS	02/22/18	*	30	2-4	500	0-1	000	2-2	1.000	1	0	1	2.4	3	3	0	1	2	6	11.5	
at Charlotte	03/01/18	*	38	2-10	200	0-7	000	2-3	.667	1	2	3	2.4	2	0	1	0	0	6	11.3	
at Middle Tennessee	03/03/18	*	37	1-3	333	1-3	333	2-3	.667	1	1	2	2.4	0	1	0	0	0	5	11.1	
vs Rice	03/07/18	*	36	3-12	250	2-9	222	0-0	.000	0	0	0	2.4	3	3	1	0	0	8	11.0	
Totals			30	1017	115-353	326	79-249	.317	31-40	.775	19	54	73	2.4	64	42	36	4	17	340	11.0

Games played: 31  
 Minutes/game: 32.8  
 Points/game: 11.0  
 FG Pct: 32.6  
 3FG Pct: 31.7  
 FT Pct: 77.5

Rebounds/game: 2.4  
 Assists/game: 1.4  
 Turnovers/game: 1.2  
 Assist/turnover ratio: 1.2  
 Steals/game: 0.5  
 Blocks/game: 0.1







# PLAYER PROFILES



## #14 DEJAH CARTER FORWARD | JUNIOR | 6-2 CHESTERFIELD, VIRGINIA COSBY

### BIOGRAPHY

#### 2018-19 (SO):

Posted one of the biggest improvements on the roster from last season ... Played in all but one game, making 28 starts at forward ... Averaged 5.2 points and 4.3 rebounds, while shooting 62.5 percent from the field ... Recorded seven double-figure scoring games, including a season-high 20 in the Buccaneer Classic Championship ... Named the Buccaneer Classic MVP, averaging 16.0 points and 8.0 rebounds in ODU's two wins ... Scored 14 points on the road against both Southern Miss and North Texas, season highs for Carter during conference play ... Improved her scoring average by four points from last season.

#### 2017-18 (FR):

Played in 29 games off the bench during her true freshman season ... Averaged 1.2 points and 1.7 rebounds ... Scored a season-high five points against North Texas ... Hauled in a season-high seven rebounds against St. Francis ... Played a season-high 17 minutes against 16th-ranked Duke, finishing that game with two points and three rebounds.

#### PREP:

Averaged 12.5 points, 13.6 rebounds and 2.5 blocks per game as a senior at Cosby ... Selected to First Team All-Conference 3, First Team All-Region 6A South and Second Team All-State Class 6A ... Selected to participate in the VHSCA All-Star Game after her senior season ... Also played volleyball for Cosby High, helping them earn the Conference 3 title ... Prior to transferring to Cosby High, played three seasons at Graham High School in Bluefield ... Joined BWSL-Richmond and Coach Mike Davis in 2016, helping them win Virginia's AAU championship.

#### PERSONAL:

Daughter of Greg & Michelle Carter and Melinda Jackson ... Has two older siblings, Xavier and Braxton Mutter and two younger siblings, Olivia and Alexander Carter ... Hobbies include music and art ... Majoring in Physical Education with a concentration in Exercise Science.

### CAREER HIGHS

**POINTS:** 20, vs. Tennessee Tech, 11/25/18  
**REBOUNDS:** 9, vs. Campbell, 11/6/18  
**FGM:** 8, 2x, Longwood 3/4/19, Tennessee Tech 11/25/18  
**3FGM:** 1, vs. Marshall, 3/2/19  
**FTM:** 6, vs. Southern Miss, 1/19/19  
**ASSISTS:** 1, 6x, last vs. Longwood, 3/4/19  
**BLOCKS:** 4, vs. Rice, 1/28/18  
**STEALS:** 3, 2x, Longwood 3/4/19, Tulane, 12/21/18  
**MINUTES:** 31, vs. Tulane, 12/21/18

### 2018-19 SEASON HIGHS

**POINTS:** 20, vs. Tennessee Tech, 11/25/18  
**REBOUNDS:** 9, vs. Campbell, 11/6/18  
**FGM:** 8, 2x, last Longwood, 3/4/19  
**3FGM:** 1, vs. Marshall, 3/2/19  
**FTM:** 6, vs. Southern Miss, 1/19/19  
**ASSISTS:** 1, 6x, last vs. Longwood, 3/4/19  
**BLOCKS:** 3, vs. WKU, 1/5/19  
**STEALS:** 3, 2x, last vs. Longwood, 3/4/19  
**MINUTES:** 31, vs. Tulane, 12/21/18

### 2018-19 GAME LOG

Opponent	Date	gs	min	Total		3-Pointers		Free throws		Rebounds			pf	a	t/o	blk	stl	pts	avg		
				fg	fga	pct	3fg	3fga	pct	ft	fta	pct								off	def
at Campbell	11/06/18	*	15	1-2	.500	0-0	.000	0-0	.000	3	6	9	0	0	1	1	1	2	2.0		
NORFOLK STATE	11/09/18	*	18	0-0	.000	0-0	.000	0-0	.000	0	2	2	5.5	2	0	0	0	0	1.0		
at Cincinnati	11/12/18	*	5	0-0	.000	0-0	.000	0-0	.000	0	0	0	0.7	1	0	0	0	0	0.0		
VIRGINIA	11/18/18	*	2	0-0	.000	0-0	.000	0-0	.000	0	0	0	2.8	0	0	0	0	0	0.5		
vs Jacksonville	11/24/18	*	21	6-8	.750	0-0	.000	0-0	.000	3	5	8	3.8	1	0	0	1	0	12	2.8	
vs Tennessee Tech	11/25/18	*	26	8-10	.800	0-0	.000	4-4	1.000	8	0	8	4.5	4	0	2	2	0	20	5.7	
at #13 NC State	12/02/18	*	9	0-1	.000	0-0	.000	0-0	.000	1	1	2	4.1	3	0	0	0	0	0	4.9	
WILLIAM & MARY	12/08/18	*	11	0-0	.000	0-0	.000	3-4	.750	2	1	3	4.0	4	0	0	1	1	3	4.6	
VCU	12/16/18	*	11	0-1	.000	0-0	.000	0-0	.000	1	2	3	3.9	1	0	1	1	0	0	4.0	
at Tulane	12/21/18	*	31	3-5	.600	0-0	.000	1-2	.500	2	3	5	4.0	3	0	1	2	3	7	4.4	
vs Saint Mary's	12/22/18	dnf	-	-	-	-	-	-	-	-	-	-	-	-	-	-	-	-	-	-	
COPPIN STATE	12/29/18	*	18	4-5	.800	0-0	.000	0-0	.000	1	4	5	4.1	1	0	1	2	0	8	4.7	
at Marshall	01/03/19	*	10	0-0	.000	0-0	.000	0-0	.000	3	2	5	4.2	1	0	1	2	0	0	4.3	
at WKU	01/05/19	*	17	2-5	.400	0-0	.000	0-0	.000	1	1	2	4.0	3	1	0	3	0	4	4.3	
FLORIDA ATLANTIC	01/10/19	*	11	0-2	.000	0-0	.000	0-0	.000	3	0	3	3.9	1	0	2	0	0	0	4.0	
FIU	01/12/19	*	17	3-5	.600	0-0	.000	1-2	.500	3	2	5	4.0	1	0	1	0	0	7	4.2	
at Louisiana Tech	01/17/19	*	12	0-1	.000	0-0	.000	0-0	.000	1	0	1	3.8	2	1	3	0	0	0	3.9	
at Southern Miss	01/19/19	*	26	4-5	.800	0-0	.000	6-8	.750	3	3	6	3.9	2	0	3	2	0	14	4.5	
UTEP	01/24/19	*	18	1-4	.250	0-0	.000	0-0	.000	2	2	4	3.9	3	0	1	1	0	2	4.4	
UTSA	01/26/19	*	17	4-7	.571	0-0	.000	0-0	.000	1	5	6	4.1	0	0	1	0	1	8	4.6	
at North Texas	01/31/19	*	17	7-7	1.000	0-0	.000	0-0	.000	4	2	6	4.2	1	0	1	1	0	14	5.1	
at Rice	02/02/19	*	21	0-1	.000	0-0	.000	2-2	1.000	1	4	5	4.2	2	0	0	1	1	2	4.9	
UAB	02/07/19	*	12	1-1	1.000	0-0	.000	1-1	1.000	2	2	4	4.2	3	1	1	0	1	3	4.8	
MIDDLE TENNESSEE	02/09/19	*	10	1-2	.500	0-0	.000	0-0	.000	0	1	1	4.0	4	0	0	0	0	2	4.7	
at Charlotte	02/16/19	*	19	3-6	.500	0-0	.000	0-0	.000	3	4	7	4.2	2	1	0	1	0	6	4.8	
CHARLOTTE	02/23/19	*	10	1-4	.250	0-0	.000	0-0	.000	5	1	6	4.2	1	0	1	1	0	2	4.6	
MARSHALL	03/02/19	*	22	5-6	.833	1-1	1.000	0-3	.000	1	7	8	4.4	2	1	0	1	1	11	4.9	
LONGWOOD	03/04/19	*	25	8-9	.889	0-0	.000	1-1	1.000	3	1	4	4.4	2	1	2	0	3	17	5.3	
at Florida Atlantic	3/7/19	*	9	1-2	.500	0-0	.000	0-0	.000	0	1	1	4.3	4	0	1	0	0	2	5.2	
vs Florida Atlantic	03/13/19	*	14	5-9	.556	0-1	.000	0-0	.000	4	0	4	4.4	5	0	3	0	1	10	5.4	
vs WKU	03/14/19	*	9	0-2	.000	0-0	.000	0-0	.000	3	0	3	4.3	2	0	1	0	0	0	5.2	
at Villanova	03/22/19	*	17	2-2	1.000	0-0	.000	0-0	.000	1	3	4	4.3	5	0	2	1	2	4	5.2	
Totals			28	480	70-112	.625	1-2	.500	19-27	.704	65	69	134	4.3	66	6	31	23	15	160	5.2

Games played: 31  
Minutes/game: 15.5  
Points/game: 5.2  
FG Pct: 62.5  
3FG Pct: 50.0  
FT Pct: 70.4

Rebounds/game: 4.3  
Assists/game: 0.2  
Turnovers/game: 1.0  
Assist/turnover ratio: 0.2  
Steals/game: 0.5  
Blocks/game: 0.7

Season	gp-gs	min/avg	Total		3-Point		F-Throws		Rebounds				Scoring									
			fg	fga	pct	fg	fga	pct	ft	fta	pct	off	def	tot	avg	pf	fo	ast	to	blk	stl	pts
2017-18	29-0	256/8.8	12-30	.400	0-0	.000	10-18	.556	17	31	48	1.7	47	1	0	19	8	5			34	1.2
2018-19	31-28	480/15.5	70-112	.625	1-2	.500	19-27	.704	65	69	134	4.3	66	2	6	31	23	15			160	5.2
TOTAL	60-28	736/12.3	82-142	.577	1-2	.500	29-45	.644	82	100	182	3.0	113	3	6	50	31	20			194	3.2

# PLAYER PROFILES



## 2017-18 GAME LOG

Opponent	Date	gs	min	Total		3-Pointers		Free throws		Rebounds			pf	a	t/o	blk	stl	pts	avg	
				fg	fga	pct	3fg	3fga	pct	ft	fta	pct								off
LIBERTY	11/10/17	8	1-2	.500	0-0	.000	0-0	.000	0	3	3	3.0	2	0	1	1	0	2	2.0	
at George Mason	11/17/17	9	1-1	1.000	0-0	.000	0-0	.000	1	0	1	2.0	4	0	1	0	1	2	2.0	
vs Saint Francis (Pa.)	11/18/17	16	1-3	.333	0-0	.000	0-0	.000	3	4	7	3.7	1	0	2	0	0	2	2.0	
NC STATE	11/20/17	9	0-1	.000	0-0	.000	0-0	.000	0	1	1	3.0	5	0	0	0	1	0	1.5	
DUKE	11/22/17	17	0-1	.000	0-0	.000	2-4	.500	1	2	3	3.0	2	0	1	1	0	2	1.6	
RICHMOND	11/26/17	dnp	-	-	-	-	-	-	-	-	-	-	-	-	-	-	-	-	-	
COPPIN STATE	11/30/17	2	1-1	1.000	0-0	.000	0-0	.000	0	0	0	2.5	0	0	2	0	0	2	1.7	
CINCINNATI	12/03/17	4	0-0	.000	0-0	.000	0-0	.000	0	0	0	2.1	0	0	0	0	0	0	1.4	
at VCU	12/06/17	8	0-0	.000	0-0	.000	1-2	.500	0	0	0	1.9	1	0	0	1	1	1	1.4	
at William & Mary	12/17/17	7	0-0	.000	0-0	.000	0-0	.000	1	1	2	1.9	0	0	1	0	0	0	1.2	
vs Oakland	12/21/17	14	0-0	.000	0-0	.000	1-2	.500	1	1	2	1.9	2	0	0	0	1	1	1.2	
vs Abilene Christian	12/22/17	8	0-1	.000	0-0	.000	0-0	.000	1	2	3	2.0	3	0	0	0	0	0	1.1	
SOUTH CAROLINA STAT	12/30/17	1	0-1	.000	0-0	.000	0-0	.000	0	0	0	1.8	0	0	0	0	0	0	1.0	
UAB	01/04/18	6	0-0	.000	0-0	.000	0-0	.000	0	1	1	1.8	0	0	1	0	0	0	0.9	
CHARLOTTE	01/06/18	5	0-1	.000	0-0	.000	0-0	.000	0	0	0	1.6	0	0	0	0	0	0	0.9	
at North Texas	1/11/18	8	2-2	1.000	0-0	.000	0-1	.000	1	0	1	1.6	3	0	0	0	0	4	1.1	
at UTSA	1/13/18	8	0-1	.000	0-0	.000	1-2	.500	0	0	0	1.5	0	0	0	0	0	1	1.1	
at Hampton University	01/15/18	9	1-1	1.000	0-0	.000	0-0	.000	1	1	2	1.5	2	0	1	0	0	2	1.1	
MARSHALL	01/18/18	5	0-1	.000	0-0	.000	0-0	.000	0	2	2	1.6	1	0	1	0	0	0	1.1	
UTSA	01/20/18	7	1-2	.500	0-0	.000	0-0	.000	1	1	2	1.6	1	0	1	0	0	2	1.1	
at Louisiana Tech	01/26/18	11	0-2	.000	0-0	.000	0-0	.000	0	1	1	1.6	1	0	1	0	1	0	1.1	
at Rice	01/28/18	12	0-0	.000	0-0	.000	0-0	.000	1	2	3	1.6	3	0	1	4	0	0	1.0	
FIU	02/02/18	13	0-0	.000	0-0	.000	0-0	.000	0	3	3	1.7	2	0	0	1	0	0	1.0	
at WKU	02/08/18	11	1-2	.500	0-0	.000	0-0	.000	0	0	0	1.6	2	0	1	0	0	2	1.0	
at Southern Miss	02/10/18	7	0-1	.000	0-0	.000	0-0	.000	0	1	1	1.6	1	0	0	0	0	0	1.0	
FLORIDA ATLANTIC	02/14/18	9	0-0	.000	0-0	.000	0-0	.000	0	0	0	1.5	1	0	0	0	0	0	0.9	
UTEP	02/17/18	dnp	-	-	-	-	-	-	-	-	-	-	-	-	-	-	-	-	-	
NORTH TEXAS	02/22/18	14	2-2	1.000	0-0	.000	1-2	.500	0	0	0	1.5	2	0	0	0	0	5	1.1	
at Charlotte	03/01/18	10	0-1	.000	0-0	.000	0-0	.000	2	2	4	1.6	0	0	1	0	0	0	1.0	
at Middle Tennessee	03/03/18	9	1-2	.500	0-0	.000	2-3	.667	0	2	2	1.6	4	0	1	0	0	4	1.1	
vs Rice	03/07/18	9	0-1	.000	0-0	.000	2-2	1.000	3	1	4	1.7	4	0	2	0	0	2	1.2	
Totals		0	256	12-30	.400	0-0	.000	10-18	.556	17	31	48	1.7	47	0	19	8	5	34	1.2

Games played: 29  
 Minutes/game: 8.8  
 Points/game: 1.2  
 FG Pct: 40.0  
 FT Pct: 55.6

Rebounds/game: 1.7  
 Turnovers/game: 0.7  
 Steals/game: 0.2  
 Blocks/game: 0.3







# PLAYER PROFILES




**#0 VANESSA BLAGMON**  
GUARD | REDSHIRT SOPHOMORE | 5-8  
ATLANTA, GEORGIA  
SOUTH FLORIDA  
NORCROSS

## BIOGRAPHY

**2018-19 (RFR):**

Transferred from USF midseason ... Sat out season due to NCAA transfer rules ... Redshirted.



# PLAYER PROFILES



**#1 MARIAH ADAMS**  
**GUARD | SOPHOMORE | 6-0**  
**LITTLE ROCK, ARKANSAS**  
**ESTEM**

## BIOGRAPHY

### 2018-19 (FR):

Averaged 4.8 points, 2.9 rebounds and 1.9 assists during her freshman season ... Played in all 32 games, making four starts ... Averaged 23.1 minutes per game ... Recorded five double-figure scoring games, including a season-high 13 against Saint Mary's in the Tulane Classic Championship ... Scored 11 points and dished out a season-high five assists against Coppin State ... Also reached double figures in C-USA games against UTSA and Charlotte, as well as against Longwood.

**PREP:**  
 A three-time All-State selection at eSTEM High School in Arkansas ... Helped guide her team to top-10 national rankings in both her junior and senior seasons.

**PERSONAL:**  
 Chose ODU for its family environment and campus ... Enjoys rap music, especially Future ... Favorite athletes are LeBron James and Candace Parker ... Favorite food is chicken alfredo.

### CAREER HIGHS

**POINTS:** 13, vs. Saint Mary's, 12/22/18  
**REBOUNDS:** 6, vs. Campbell, 11/6/18  
**FGM:** 5, 2x, vs. Saint Mary's 12/22/18, UTSA 1/26/19  
**3FGM:** 3, vs. Saint Mary's 12/22/18  
**FTM:** 4, 3x, last vs. Longwood, 3/4/19  
**ASSISTS:** 5, vs. Coppin State, 12/29/18  
**BLOCKS:** 3, vs. Coppin State, 12/29/18  
**STEALS:** 3, vs. Norfolk State, 11/9/18  
**MINUTES:** 35, vs. UTSA, 1/26/19

### 2018-19 SEASON HIGHS

**POINTS:** 13, vs. Saint Mary's, 12/22/18  
**REBOUNDS:** 6, vs. Campbell, 11/6/18  
**FGM:** 5, 2x, vs. Saint Mary's 12/22/18, UTSA 1/26/19  
**3FGM:** 3, vs. Saint Mary's 12/22/18  
**FTM:** 4, 3x, last vs. Longwood, 3/4/19  
**ASSISTS:** 5, vs. Coppin State, 12/29/18  
**BLOCKS:** 3, vs. Coppin State, 12/29/18  
**STEALS:** 3, vs. Norfolk State, 11/9/18  
**MINUTES:** 35, vs. UTSA, 1/26/19

### 2018-19 GAME LOG

Opponent	Date	gs	min	Total		3-Pointers		Free throws		Rebounds			Other			pts				
				fg-fga	pct	3fg-fga	pct	ft-fga	pct	off	def	tot	avg	pf	a	t/o	blk	stl	pts	avg
at Campbell	11/06/18	23	3-7	.429	1-3	.333	0-0	.000	0	6	6	0	4	2	0	0	0	7	7.0	
NORFOLK STATE	11/09/18	13	1-2	.500	1-2	.500	0-0	.000	0	1	1	3.5	5	1	2	0	3	3	5.0	
at Cincinnati	11/12/18	11	2-3	.667	0-0	.000	0-0	.000	2	2	4	3.7	3	2	3	0	0	4	4.7	
VIRGINIA	11/18/18	19	1-6	.167	0-3	.000	4-4	1.000	0	2	2	3.3	4	0	0	0	0	6	5.0	
vs Jacksonville	11/24/18	12	0-4	.000	0-1	.000	1-1	1.000	0	2	2	3.0	2	0	3	0	0	1	4.2	
vs Tennessee Tech	11/25/18	19	2-5	.400	1-2	.500	2-2	1.000	0	4	4	3.2	2	0	1	1	0	7	4.7	
at #13 NC State	12/02/18	24	2-11	.182	1-7	.143	0-1	.000	0	3	3	3.1	0	1	0	0	1	5	4.7	
WILLIAM & MARY	12/08/18	22	3-4	.750	1-2	.500	0-0	.000	0	2	2	3.0	2	0	2	0	1	7	5.0	
VCU	12/16/18	18	1-6	.167	1-2	.500	0-0	.000	0	2	2	2.9	2	2	1	0	0	3	4.8	
at Tulane	12/21/18	* 30	3-8	.375	1-4	.250	0-0	.000	0	4	4	3.0	1	4	2	0	1	7	5.0	
vs Saint Mary's	12/22/18	* 32	5-15	.333	3-9	.333	0-0	.000	0	1	1	2.8	2	2	2	0	2	13	5.7	
COPPIN STATE	12/29/18	33	4-6	.667	2-4	.500	1-4	.250	2	2	4	2.9	3	5	0	3	1	11	6.2	
at Marshall	01/03/19	30	1-5	.200	0-4	.000	0-0	.000	1	3	4	3.0	2	2	3	0	0	2	5.8	
at WKU	01/05/19	26	1-3	.333	0-1	.000	2-2	1.000	1	1	2	2.9	1	0	2	0	1	4	5.7	
FLORIDA ATLANTIC	01/10/19	18	0-2	.000	0-1	.000	4-4	1.000	1	4	5	3.1	4	3	1	0	0	4	5.6	
FIU	01/12/19	15	1-2	.500	1-1	1.000	0-0	.000	0	2	2	3.0	4	3	1	0	2	3	5.4	
at Louisiana Tech	01/17/19	21	1-5	.200	0-2	.000	3-4	.750	0	3	3	3.0	3	0	2	0	1	5	5.4	
at Southern Miss	01/19/19	11	0-1	.000	0-1	.000	0-0	.000	1	2	3	3.0	0	0	2	0	0	0	5.1	
UTEP	01/24/19	* 27	2-3	.667	2-2	1.000	0-0	.000	0	1	1	2.9	1	1	0	0	1	6	5.2	
UTSA	01/26/19	35	5-9	.556	0-3	.000	1-1	1.000	0	0	0	2.8	3	4	0	0	1	11	5.5	
at North Texas	01/31/19	21	1-5	.200	1-2	.500	0-0	.000	1	4	5	2.9	2	1	1	0	2	3	5.3	
at Rice	02/02/19	15	1-5	.200	1-3	.333	0-0	.000	1	1	2	2.8	4	1	2	0	0	3	5.2	
UAB	02/07/19	23	1-6	.167	0-5	.000	0-0	.000	2	2	4	2.9	0	2	1	0	2	2	4.9	
MIDDLE TENNESSEE	02/09/19	27	0-3	.000	0-1	.000	0-0	.000	0	3	3	2.9	2	3	3	1	0	0	5.1	
at Charlotte	02/16/19	20	1-6	.167	1-4	.250	0-0	.000	1	2	3	2.9	2	3	3	0	0	3	4.8	
CHARLOTTE	02/23/19	* 34	3-10	.300	0-6	.000	4-6	.667	0	2	2	2.8	2	3	0	0	1	10	5.0	
MARSHALL	03/04/19	30	0-5	.000	0-5	.000	0-0	.000	0	2	2	2.8	1	3	0	0	1	0	4.8	
LONGWOOD	03/04/19	28	2-2	1.000	2-2	1.000	4-4	1.000	1	1	2	2.8	4	4	0	1	0	10	5.0	
at Florida Atlantic	3/7/19	32	2-7	.286	1-2	.500	3-4	.750	2	3	5	2.9	3	1	0	0	0	8	5.1	
vs Florida Atlantic	03/13/19	25	1-4	.250	0-1	.000	0-2	.000	1	2	3	2.9	0	2	2	1	2	2	5.0	
vs WKU	03/14/19	20	1-5	.200	1-4	.250	0-0	.000	1	1	2	2.8	2	2	0	1	3	4.8		
at Villanova	03/22/19	25	1-3	.333	0-1	.000	0-0	.000	1	4	5	2.9	1	3	2	0	0	2	4.9	
Totals		4	739	52-168	.310	22-90	.244	29-39	.744	19	74	93	2.9	71	60	43	7	24	155	4.8

Games played: 32  
 Minutes/game: 23.1  
 Points/game: 4.8  
 FG Pct: 31.0  
 3FG Pct: 24.4  
 FT Pct: 74.4

Rebounds/game: 2.9  
 Assists/game: 1.9  
 Turnovers/game: 1.3  
 Assist/turnover ratio: 1.4  
 Steals/game: 0.8  
 Blocks/game: 0.2

Season	gp-gs	min/avg	Total		3-Point		F-Throws		Rebounds				Scoring							
			fg-fga	pct	fg-fga	pct	ft-fga	pct	off	def	tot	avg	pf	fo	ast	to	blk	stl	pts	avg
2018-19	32-4	739/23.1	52-168	.310	22-90	.244	29-39	.744	19	74	93	2.9	71	1	60	43	7	24	155	4.8
TOTAL	32-4	739/23.1	52-168	.310	22-90	.244	29-39	.744	19	74	93	2.9	71	1	60	43	7	24	155	4.8





# PLAYER PROFILES



## #4 AZIAH HUDSON GUARD | SOPHOMORE | 5-6 BALDWIN, NEW YORK BALDWIN

### BIOGRAPHY

#### 2018-19 (FR):

Averaged 8.4 points and 1.1 rebounds as a true freshman ... Played in all 32 games, making 12 starts ... Recorded 15 game double-figure scoring games, including a season-high 23 against Middle Tennessee ... Averaged 10.6 points per game as a starter ... The majority of her 12 starts came when Victoria Morris was injured ... Ranked second on the team in three-pointers made with 55 ... Named to the Buccaneer Classic All-Tournament after averaging 15.5 points in the two games ... Scored 12 points in her collegiate debut against Campbell.

#### PREP:

Baldwin High School's all-time leading scorer ... Helped lead Baldwin to two state championships ... Named her league's Player of the Year in three consecutive seasons ... A McDonald's All-American nominee ... Rated a 3-star recruit by ESPN.

#### PERSONAL:

Daughter of Shemika Egalite ... Chose ODU because it felt like home and for its campus ... Her sister, Ayanna, played basketball for Hunter College in New York City ... Likes seafood as well as Chinese and Italian food ... Favorite athletes are Steph Curry and Skylar Diggins ... Favorite musical artists are Nicki Minaj, Drake and A-Boogie.

### CAREER HIGHS

**POINTS:** 23, vs. Middle Tennessee, 2/9/19  
**REBOUNDS:** 4, William & Mary, 12/8/18  
**FGM:** 6, vs. Tennessee Tech, 11/25/18  
**3FGM:** 5, 2x, vs. Middle Tennessee 2/9/19, Marshall 3/2/19  
**FTM:** 7, vs. Campbell, 11/6/18  
**ASSISTS:** 3, 2x, Longwood 3/4/19, WKU 3/14/19  
**BLOCKS:** 2, vs. Longwood, 3/4/18  
**STEALS:** 3, vs. Campbell, 11/6/18  
**MINUTES:** 36, 2x, vs. Charlotte 2/16/19, UAB 2/7/19

### 2018-19 SEASON HIGHS

**POINTS:** 23, vs. Middle Tennessee, 2/9/19  
**REBOUNDS:** 4, William & Mary, 12/8/18  
**FGM:** 6, vs. Tennessee Tech, 11/25/18  
**3FGM:** 5, 2x, vs. Middle Tennessee 2/9/19, Marshall 3/2/19  
**FTM:** 7, vs. Campbell, 11/6/18  
**ASSISTS:** 3, 2x, Longwood 3/4/19, WKU 3/14/19  
**BLOCKS:** 2, vs. Longwood, 3/4/18  
**STEALS:** 3, vs. Campbell, 11/6/18  
**MINUTES:** 36, 2x, vs. Charlotte 2/16/19, UAB 2/7/19

### 2018-19 GAME LOG

Opponent	Date	gs	min	Total		3-Pointers		Free throws		Rebounds			pf	a	t/o	blk	stl	pts	avg	
				fg-fga	pct	3fg-fga	pct	ft-fa	pct	off	def	tot								avg
at Campbell	11/06/18	20	2-5	400	1-4	.250	7-7	1.000	0	1	1	1.0	2	1	1	0	3	12	12.0	
NORFOLK STATE	11/09/18	20	4-7	571	1-2	.500	0-0	.000	0	3	3	2.0	1	2	0	0	2	9	10.5	
at Cincinnati	11/12/18	18	0-3	.000	0-3	.000	0-2	.000	0	1	1	1.7	2	1	2	0	0	0	7.0	
VIRGINIA	11/18/18	24	4-6	667	3-5	.600	0-0	.000	0	0	0	1.3	2	0	2	0	0	11	8.0	
vs Jacksonville	11/24/18	35	4-12	333	2-8	.250	2-3	.667	0	1	1	1.2	1	1	0	0	0	12	8.8	
vs Tennessee Tech	11/25/18	30	6-8	750	3-4	.750	4-4	1.000	0	0	0	1.0	2	1	1	0	2	19	10.5	
at #13 NC State	12/02/18	21	1-9	111	0-4	.000	0-0	.000	0	1	1	1.0	2	0	2	0	1	2	9.3	
WILLIAM & MARY	12/08/18	25	2-8	250	0-3	.000	3-4	.750	1	3	4	1.4	0	1	1	0	1	7	9.0	
VCU	12/16/18	22	3-6	500	1-3	.333	1-1	1.000	0	1	1	1.3	1	1	2	0	0	8	8.9	
at Tulane	12/21/18	21	2-7	286	0-5	.000	0-0	.000	0	1	1	1.3	1	0	3	1	2	4	8.4	
vs Saint Mary's	12/22/18	18	1-2	500	1-2	.500	0-0	.000	0	0	0	1.2	0	1	1	0	0	3	7.9	
COPPIN STATE	12/29/18	25	1-8	125	1-5	.200	2-4	.500	0	2	2	1.3	2	0	1	1	1	5	7.7	
at Marshall	01/03/19	25	3-7	429	3-6	.500	2-2	1.000	0	0	0	1.2	1	0	1	0	2	11	7.9	
at WKU	01/05/19	30	1-5	200	1-5	.200	0-0	.000	0	0	0	1.1	0	0	2	0	1	3	7.6	
FLORIDA ATLANTIC	01/10/19	28	5-8	625	4-7	.571	2-2	1.000	1	1	2	1.1	2	2	1	0	0	16	8.1	
FIU	01/12/19	16	4-5	800	3-4	.750	0-0	.000	0	1	1	1.1	3	0	1	0	0	11	8.3	
at Louisiana Tech	01/17/19	28	2-7	286	1-4	.250	0-2	.000	1	0	1	1.1	1	0	0	0	0	5	8.1	
at Southern Miss	01/19/19	17	1-4	250	1-4	.250	0-0	.000	0	2	2	1.2	1	1	1	0	0	3	7.8	
UTEP	01/24/19	*	26	3-11	273	3-10	.300	2-2	1.000	0	0	0	1.1	0	1	1	0	1	11	8.0
UTSA	01/26/19	*	29	4-14	286	4-11	.364	1-2	.500	0	0	0	1.1	3	0	1	0	1	13	8.3
at North Texas	01/31/19	16	0-3	.000	0-3	.000	1-2	.500	0	0	0	1.0	3	0	0	0	0	1	7.9	
at Rice	02/02/19	15	0-1	.000	0-1	.000	1-2	.500	1	1	2	1.0	3	0	3	0	0	1	7.6	
UAB	02/07/19	*	36	5-13	385	4-11	.364	2-3	.667	0	1	1	1.0	1	0	1	0	0	16	8.0
MIDDLE TENNESSEE	02/09/19	*	30	6-9	667	5-6	.833	6-8	.750	0	2	2	1.1	2	0	1	0	0	23	8.6
at Charlotte	02/16/19	*	33	1-7	143	1-7	.143	0-0	.000	1	0	1	1.1	1	0	2	0	1	3	8.4
CHARLOTTE	02/23/19	*	36	4-11	364	2-5	.400	1-1	1.000	1	0	1	1.1	1	1	0	1	0	11	8.5
MARSHALL	03/02/19	*	33	5-14	357	5-14	.357	0-0	.000	0	2	2	1.1	0	3	1	0	1	15	8.7
LONGWOOD	03/04/19	*	25	4-10	400	0-5	.000	2-2	1.000	0	2	2	1.1	2	1	3	2	0	10	8.8
at Florida Atlantic	3/7/19	*	33	4-13	308	2-10	.200	1-4	.250	0	0	0	1.1	1	0	0	0	2	11	8.8
vs Florida Atlantic	03/13/19	*	25	3-15	200	1-10	.100	0-0	.000	0	1	1	1.1	1	0	1	0	2	7	8.8
vs WKU	03/14/19	*	24	1-7	143	1-7	.143	1-2	.500	0	2	2	1.1	1	3	0	0	1	4	8.6
at Villanova	03/22/19	*	34	1-4	250	1-3	.333	0-0	.000	0	0	0	1.1	3	0	0	0	0	3	8.4
Totals		12	818	87-249	349	55-181	.304	41-59	.695	6	29	35	1.1	46	21	36	5	24	270	8.4

Games played: 32  
Minutes/game: 25.6  
Points/game: 8.4  
FG Pct: 34.9  
3FG Pct: 30.4  
FT Pct: 69.5

Rebounds/game: 1.1  
Assists/game: 0.7  
Turnovers/game: 1.1  
Assist/turnover ratio: 0.6  
Steals/game: 0.8  
Blocks/game: 0.2

Season	gp-gs	min/avg	Total		3-Point		F-Throws		Rebounds					Scoring						
			fg-fga	pct	fg-fga	pct	ft-fa	pct	off	def	tot	avg	pf	fo	ast	to	blk	stl	pts	avg
2018-19	32-12	818/25.6	87-249	.349	55-181	.304	41-59	.695	6	29	35	1.1	46	0	21	36	5	24	270	8.4
TOTAL	32-12	818/25.6	87-249	.349	55-181	.304	41-59	.695	6	29	35	1.1	46	0	21	36	5	24	270	8.4



**#12 AMAYA REGISTER**  
**GUARD | SOPHOMORE | 5-4**  
**CONYERS, GEORGIA**  
**WESLEYAN**

## BIOGRAPHY

### 2018-19 (FR):

Redshirt season ... Did not play due to torn ACL suffered prior to season.

### PREP:

Averaged 13 points per game during her senior season and was a First Team All-State, All-Metro and All-County selection ... Helped lead her team to three state championships ... Also an accomplished track athlete and was a member of three state championship teams at Wesleyan High School ... Off the court, made two mission trips to Atlanta and Costa Rica.

### PERSONAL:

Daughter of Nakia and Doug Register ... Chose ODU for its campus, coaching staff and diversity ... Her cousin, Brandon Register, played football at UAB ... Favorite food is chicken wings ... Enjoys rap music, especially Migos ... Hobbies include reading.





# PLAYER PROFILES



**#3 AJAH WAYNE**  
**GUARD | SOPHOMORE | 5-10**  
**BIRMINGHAM, ALABAMA**  
**RAMSAY**

## BIOGRAPHY

### 2018-19 (FR):

Named to the Conference USA All-Freshman and All-Defensive Teams ... Averaged 11.9 points, 7.9 rebounds, 2.1 assists and 1.7 steals ... Played in all but one game, making 30 starts ... Turned in one of the greatest freshman seasons in school history ... Her 345 points are the sixth-most by a freshman in program history and her 245 rebounds are fifth-most ... Became just the fifth freshman to lead ODU in rebounding, joining Inge Nisse, Anne Donovan, Celeste Hill and Tiffany Green ... Notched four double-doubles and three games with 20+ scoring ... Had her best performance of the season against Cincinnati with a season-high 24 points and 16 rebounds ... Named the USBWA National Freshman of the Week on Feb. 11 after averaging 17.5 points, 7.5 rebounds and 3.5 assists against UAB and Middle Tennessee ... Named the C-USA Freshman of the Week

three times ... Scored 22 points in her collegiate debut against Campbell, marking the most by a Monarch since Ashley Betz-White in 2011.

### PREP:

Scored over 2,000 career points during her high school career, playing for both Ramsay and Homewood High Schools ... Won two state championships ... Named the 6A State Player of the Year in 2017 ... Scored 22 points in the Alabama North-South All-Star Game ... Named the MVP of the state championship game twice and also earned MVP honors in regionals three times.

### PERSONAL:

Daughter of Janice Tucker and Prentice Wayne ... Chose ODU for the coaching staff ... Favorite athlete is Kobe Bryant ... Enjoys rap and R&B music, especially Tasha Cobbs and Moneybagg Yo ... Hobbies include braiding hair and doing make-up.

## CAREER HIGHS

**POINTS:** 24, vs. Cincinnati, 11/12/18  
**REBOUNDS:** 16, vs. Cincinnati, 11/12/18  
**FGM:** 8, vs. Campbell, 11/6/18  
**3FGM:** 4, vs. Marshall, 3/2/19  
**FTM:** 14, vs. Cincinnati, 11/12/18  
**ASSISTS:** 7, vs. FAU, 1/10/19  
**BLOCKS:** 2, 3x, last vs. FAU, 3/7/19  
**STEALS:** 6, vs. Jacksonville, 11/24/18  
**MINUTES:** 40, 2x, vs. Cincinnati 11/12/18, Villanova 3/22/19

## 2018-19 SEASON HIGHS

**POINTS:** 24, vs. Cincinnati, 11/12/18  
**REBOUNDS:** 16, vs. Cincinnati, 11/12/18  
**FGM:** 8, vs. Campbell, 11/6/18  
**3FGM:** 4, vs. Marshall, 3/2/19  
**FTM:** 14, vs. Cincinnati, 11/12/18  
**ASSISTS:** 7, vs. FAU, 1/10/19  
**BLOCKS:** 2, 3x, last vs. FAU, 3/7/19  
**STEALS:** 6, vs. Jacksonville, 11/24/18  
**MINUTES:** 40, 2x, vs. Cincinnati 11/12/18, Villanova 3/22/19

## 2018-19 GAME LOG

Opponent	Date	gs	min	Total		3-Pointers		Free throws		Rebounds					pts	avg					
				fg-fga	pct	3fg-fga	pct	ft-fa	pct	off	def	tot	avg	pf			a	blk	stl		
at Campbell	11/06/18	*	29	8-14	.571	1-4	.250	5-6	.833	2	2	4	4.0	1	0	0	0	4	22	22.0	
NORFOLK STATE	11/09/18	*	27	5-12	.417	0-2	.000	4-8	.500	3	7	10	7.0	3	5	4	0	3	14	18.0	
at Cincinnati	11/12/18	*	40	5-13	.385	0-2	.000	14-20	.700	6	10	16	10.0	4	3	3	0	0	24	20.0	
VIRGINIA	11/18/18	*	33	5-17	.294	3-5	.600	0-0	.000	1	5	6	9.0	3	4	1	1	3	13	18.3	
vs Jacksonville	11/24/18	*	35	3-16	.188	0-2	.000	3-8	.375	2	8	10	9.2	1	2	3	2	6	9	16.4	
vs Tennessee Tech	11/25/18	*	26	1-9	.111	0-2	.000	7-8	.875	2	10	12	9.7	4	2	1	0	1	9	15.2	
at #13 NC State	12/02/18	*	25	2-16	.125	1-3	.333	2-5	.400	9	6	15	10.4	3	2	3	1	0	7	14.0	
WILLIAM & MARY	12/08/18	*	30	3-7	.429	0-1	.000	9-14	.643	3	5	8	10.1	5	0	6	1	2	15	14.1	
VCU	12/16/18	*	28	4-9	.444	0-1	.000	0-0	.000	4	4	8	9.9	1	2	0	2	8	13.4		
at Tulane	12/21/18	dnp	-	-	-	-	-	-	-	-	-	-	-	-	-	-	-	-	-	-	
vs Saint Mary's	12/22/18	*	28	2-11	.182	0-3	.000	4-6	.667	5	4	9	9.8	5	4	1	0	0	8	12.9	
COPPIN STATE	12/29/18	*	24	4-9	.444	0-0	.000	5-6	.833	2	3	5	9.4	3	0	2	0	0	13	12.9	
at Marshall	01/03/19	*	30	4-13	.308	1-2	.500	5-6	.833	2	8	8	9.3	2	0	2	0	2	14	13.0	
at WKU	01/05/19	*	33	4-15	.267	0-0	.000	5-6	.833	7	5	12	9.5	2	4	2	0	3	13	13.0	
FLORIDA ATLANTIC	01/10/19	*	25	2-7	.286	0-2	.000	0-0	.000	0	9	9	9.4	1	7	0	0	0	4	12.4	
FIU	01/12/19	*	25	5-7	.714	1-2	.500	0-0	.000	1	3	4	9.1	1	2	3	0	0	11	12.3	
at Louisiana Tech	01/17/19	*	21	2-5	.400	0-2	.000	1-3	.333	0	5	5	8.8	3	1	3	1	2	5	11.8	
at Southern Miss	01/19/19	*	32	3-11	.273	0-2	.000	0-0	.000	2	6	8	8.8	1	1	1	0	2	6	11.5	
UTEP	01/24/19	*	27	5-12	.417	1-3	.333	3-3	1.000	4	8	12	8.9	2	1	0	0	1	14	11.6	
LUTSA	01/26/19	*	23	4-9	.444	0-2	.000	2-2	.000	2	5	7	8.8	2	0	2	0	0	8	11.4	
at North Texas	01/31/19	*	28	5-11	.455	1-1	1.000	5-6	.833	2	2	4	8.6	4	3	0	0	0	16	11.7	
at Rice	02/02/19	*	20	0-8	.000	0-2	.000	1-6	.167	1	4	5	8.4	4	0	1	0	2	1	11.1	
UAB	02/07/19	*	31	6-13	.462	1-3	.333	5-7	.714	4	3	7	8.4	1	2	1	0	4	18	11.5	
MIDDLE TENNESSEE	02/09/19	*	34	6-10	.600	0-0	.000	5-8	.625	2	6	8	8.3	2	5	4	0	4	17	11.7	
at Charlotte	02/16/19	*	32	3-6	.500	1-2	.500	2-4	.500	2	3	5	8.2	4	2	2	0	3	9	11.6	
CHARLOTTE	02/23/19	*	24	3-8	.375	1-3	.333	0-0	.000	1	3	4	8.0	4	2	0	0	7	11.4		
MARSHALL	03/02/19	*	26	6-11	.545	4-9	.444	5-6	.833	2	2	4	7.9	2	2	2	2	2	21	11.8	
LONGWOOD	03/04/19	*	31	3-12	.250	0-3	.000	0-0	.000	0	7	7	7.9	2	4	3	0	1	6	11.6	
at Florida Atlantic	3/7/19	*	33	5-12	.417	1-3	.333	6-7	.857	2	7	9	7.9	1	3	2	3	17	11.8		
vs Florida Atlantic	03/13/19	*	22	4-13	.308	0-3	.000	2-2	1.000	3	5	8	7.9	4	3	3	0	2	10	11.7	
vs WKU	03/14/19	*	37	6-17	.353	0-3	.000	3-6	.500	4	5	9	7.9	2	0	0	0	0	15	11.8	
at Villanova	03/22/19	*	40	7-16	.438	1-2	.500	0-1	.000	2	5	7	7.9	4	1	1	0	1	15	11.9	
Totals			30	899	125-349	.358	18-74	.243	101-154	.656	82	163	245	7.9	81	65	59	10	53	369	11.9

Games played: 31  
 Minutes/game: 29.0  
 Points/game: 11.9  
 FG Pct: 35.8  
 3FG Pct: 24.3  
 FT Pct: 65.6  
 Rebounds/game: 7.9  
 Assists/game: 2.1  
 Turnovers/game: 1.9  
 Assist/turnover ratio: 1.1  
 Steals/game: 1.7  
 Blocks/game: 0.3

Season	gp-gs	min/avg	Total		3-Point		F-Throws		Rebounds					Scoring						
			fg-fga	pct	fg-fga	pct	ft-fa	pct	off	def	tot	avg	pf	fo	ast	to	blk	stl	pts	avg
2018-19	31-30	899/29.0	125-349	.358	18-74	.243	101-154	.656	82	163	245	7.9	81	2	65	59	10	53	369	11.9
TOTAL	31-30	899/29.0	125-349	.358	18-74	.243	101-154	.656	82	163	245	7.9	81	2	65	59	10	53	369	11.9



# PLAYER PROFILES



**#23 AMARI YOUNG**  
**FORWARD | SOPHOMORE | 5-11**  
**NORTH AUGUSTA, SOUTH CAROLINA**  
**NORTH AUGUSTA**

## BIOGRAPHY

### 2018-19 (FR):

Had a standout freshman campaign, averaging 8.3 points, 6.5 rebounds and 1.6 steals ... Played in all 32 games, making three starts at forward ... Upped her scoring average to 9.7 points in league play ... Recorded 13 double-figure scoring games, including a season-high 17 three times against Charlotte, LA Tech and UTEP ... Notched four double-doubles, which tied with Ajah Wayne for the team lead ... Had three consecutive double-doubles in March against Marshall, Longwood and FAU ... Shot 48.4 percent from the field and 37.5 percent from three-point range ... Had seven games with 10+ rebounds ... Had seven games with 3+ steals ... Scored 11 points in her collegiate debut at Campbell ... Named the C-USA Freshman of the Week on March 10 after averaging 11.0 points, 12.0 rebounds, 2.0 assists and 2.5 steals in two games.

### PREP:

The 2017-18 Gatorade South Carolina Player of the Year ... Averaged 16.9 points, 10.3 rebounds, 3.4 assists and 6.0 steals per game and helped lead her team to its second consecutive state title ... Concluded her prep career with 2,067 points ... A three-time All-State selection ... Also earned Player of the Year honors in 2017-18 from several additional publications including the Aiken Standard, the Augusta Chronicle, the High School Sports Report and the Augusta Sports Council ... Also volunteered locally with the Girl Scouts of America and with the Jenkins Memorial CME Church's Christian Youth Fellowship.

### PERSONAL:

Daughter of Al and Lloydette Young ... Chose ODU for its campus and family atmosphere ... Her grandfather played for the Pittsburgh Steelers ... Enjoys R&B and rap music, especially J. Cole, Beyonce and Alicia Keys ... Favorite food is Japanese food ... Also played soccer and ran track in high school.

## CAREER HIGHS

**POINTS:** 17, 2x, LA Tech 1/17/19, Charlotte 2/16/19  
**REBOUNDS:** 12, 3x, last vs. FAU, 3/7/19  
**FGM:** 8, vs. LA Tech, 1/17/19  
**3FGM:** 1, 6x, last vs. FAU, 1/17/19  
**FTM:** 7, vs. Villanova, 3/22/19  
**ASSISTS:** 3, vs. UTSA, 1/26/19  
**BLOCKS:** 3, 2x, Campell 11/6/18, FAU 1/10/19  
**STEALS:** 4, 3x, last vs. Villanova, 3/22/19  
**MINUTES:** 34, vs. FAU, 3/7/19

## 2018-19 SEASON HIGHS

**POINTS:** 17, 2x, LA Tech 1/17/19, Charlotte 2/16/19  
**REBOUNDS:** 12, 3x, last vs. FAU, 3/7/19  
**FGM:** 8, vs. LA Tech, 1/17/19  
**3FGM:** 1, 6x, last vs. FAU, 1/17/19  
**FTM:** 7, vs. Villanova, 3/22/19  
**ASSISTS:** 3, vs. UTSA, 1/26/19  
**BLOCKS:** 3, 2x, Campell 11/6/18, FAU 1/10/19  
**STEALS:** 4, 3x, last vs. Villanova, 3/22/19  
**MINUTES:** 34, vs. FAU, 3/7/19


## 2018-19 GAME LOG

Opponent	Date	gs	min	Total		3-Pointers		Free throws		Rebounds					pf	a	t/bk	stl	pts	avg
				fg-fga	pct	3fg-fga	pct	ft-fa	pct	off	def	tot	avg							
at Campbell	11/06/18	19	5-8	.625	0-1	.000	1-3	.333	1	4	5	5.0	1	2	0	3	0	11	11.0	
NORFOLK STATE	11/09/18	13	1-5	.200	0-0	.000	0-0	.000	1	2	3	4.0	3	1	1	0	0	2	6.5	
at Cincinnati	11/12/18	23	0-2	.000	0-0	.000	1-4	.250	2	2	4	4.0	2	0	2	0	1	1	4.7	
VIRGINIA	11/18/18	24	3-8	.375	0-1	.000	2-3	.667	5	6	11	5.8	3	0	0	1	2	8	5.5	
vs Jacksonville	11/24/18	21	3-8	.375	0-0	.000	0-2	.000	5	1	6	5.8	4	0	1	0	0	6	5.6	
vs Tennessee Tech	11/25/18	18	1-3	.333	0-0	.000	1-2	.500	1	3	4	5.5	4	2	1	1	3	5.2		
at #13 NC State	12/02/18	20	0-3	.000	0-0	.000	1-2	.500	3	5	8	5.9	3	1	1	0	2	1	4.6	
WILLIAM & MARY	12/08/18	* 19	3-3	1.000	0-0	.000	2-2	1.000	1	4	5	5.8	3	1	0	0	1	8	5.0	
VCU	12/16/18	23	2-3	.667	0-0	.000	3-5	.600	1	5	6	5.8	4	0	1	0	4	7	5.2	
at Tulane	12/21/18	26	2-9	.222	0-0	.000	4-6	.667	3	4	7	5.9	1	1	3	0	1	8	5.5	
vs Saint Mary's	12/22/18	32	4-11	.364	1-2	.500	3-6	.500	2	4	6	5.9	2	0	1	0	1	12	6.1	
COPPIN STATE	12/29/18	* 20	1-2	.500	0-0	.000	4-6	.667	3	7	10	6.3	4	2	1	1	1	6	6.1	
at Marshall	01/03/19	* 23	2-4	.500	0-0	.000	0-0	.000	3	9	12	6.7	3	0	4	0	2	4	5.9	
at WKU	01/05/19	25	7-11	.636	0-0	.000	2-2	1.000	1	4	5	6.6	3	0	1	1	0	16	6.6	
FLORIDA ATLANTIC	01/10/19	19	5-11	.455	0-1	.000	2-5	.400	7	3	10	6.8	2	0	1	3	3	12	7.0	
FIU	01/12/19	18	4-5	.800	1-1	1.000	1-2	.500	0	2	2	6.5	0	1	2	0	1	10	7.2	
at Louisiana Tech	01/17/19	21	8-10	.800	0-0	.000	1-1	1.000	2	5	7	6.5	1	1	2	0	2	17	7.8	
at Southern Miss	01/18/19	17	1-1	1.000	0-0	.000	2-4	.500	1	4	5	6.4	1	0	3	0	0	4	7.6	
UTEP	01/24/19	26	7-9	.778	1-1	1.000	2-4	.500	2	4	6	6.4	3	1	2	1	1	17	8.1	
UTSA	01/26/19	17	4-5	.800	0-0	.000	2-4	.500	2	3	5	6.4	3	3	1	0	4	10	8.2	
at North Texas	01/31/19	13	2-3	.667	1-1	1.000	0-0	.000	0	0	0	6.0	2	0	0	0	1	5	8.0	
at Rice	02/02/19	27	1-5	.200	0-1	.000	0-1	.000	1	3	4	6.0	3	0	1	0	0	2	7.7	
UAB	02/07/19	24	2-4	.500	0-0	.000	0-6	.000	2	3	5	5.9	4	0	2	1	2	4	7.6	
MIDDLE TENNESSEE	02/09/19	21	2-5	.400	0-0	.000	2-2	1.000	2	2	4	5.8	3	2	2	0	0	6	7.5	
at Charlotte	02/16/19	32	6-9	.667	1-2	.500	4-10	.400	3	3	6	5.8	3	0	1	0	1	17	7.9	
CHARLOTTE	02/23/19	28	4-10	.400	0-1	.000	0-0	.000	1	4	5	5.8	4	0	0	0	3	8	7.9	
MARSHALL	03/02/19	23	5-10	.500	0-1	.000	2-3	.667	7	4	11	6.0	1	2	2	0	2	12	8.0	
LONGWOOD	03/04/19	27	5-11	.455	0-0	.000	1-3	.333	5	7	12	6.2	2	2	2	0	3	11	8.1	
at Florida Atlantic	03/7/19	34	5-14	.357	1-2	.500	0-2	.000	6	6	12	6.4	2	2	2	1	2	11	8.2	
vs Florida Atlantic	03/13/19	20	2-7	.286	0-0	.000	0-1	.000	3	5	8	6.5	1	2	2	1	3	4	8.1	
vs WKU	03/14/19	27	3-8	.375	0-1	.000	2-3	.667	4	4	8	6.5	3	1	1	0	2	8	8.1	
at Villanova	03/22/19	26	4-8	.500	0-0	.000	7-8	.875	2	5	7	6.5	4	0	2	0	4	15	8.3	
Totals		3	726	104-215	.484	6-16	.375	52-102	.510	82	127	209	6.5	82	27	45	14	50	266	8.3
Games played:	32										Rebounds/game: 6.5									
Minutes/game:	22.7										Assists/game: 0.8									
Points/game:	8.3										Turnovers/game: 1.4									
FG Pct:	48.4										Assist/turnover ratio: 0.6									
3FG Pct:	37.5										Steals/game: 1.6									
FT Pct:	51.0										Blocks/game: 0.4									

Season	gp-gs	min/avg	Total		3-Point		F-Throws		Rebounds				Scoring							
			fg-fga	pct	fg-fga	pct	ft-fa	pct	off	def	tot	avg	pf	fo	ast	to	blk	stl	pts	avg
2018-19	32-3	726/22.7	104-215	.484	6-16	.375	52-102	.510	82	127	209	6.5	82	0	27	45	14	50	266	8.3
TOTAL	32-3	726/22.7	104-215	.484	6-16	.375	52-102	.510	82	127	209	6.5	82	0	27	45	14	50	266	8.3



# PLAYER PROFILES



**#2 JORDAN BAILEY**  
**FORWARD | FRESHMAN | 6-1**  
**COLBERT, GEORGIA**  
**MADISON COUNTY**

## BIOGRAPHY

### PREP:

Bailey is a versatile forward from Colbert, Georgia, a small town near Athens. Averaged 22 points and 10 rebound her senior year. In the 2017-18 season, Bailey was named the 8AAAA Co-Player of the Year and the Georgia AAAA Player of the Year after leading Madison County to a 22-7 overall record and the school's second consecutive Elite 8 appearance... Off the court, would volunteer feed the homeless with her church and was a member of the Fellowship of Christian Athletes.

### PERSONAL:

Daughter of Chris and Kelly Bailey... Has one sister, Avery, and one brother, Jackson... Chose ODU for its winning mentality in the women's basketball program.



**#31 MARIE REICHERT**  
**FORWARD | FRESHMAN | 6-2**  
**KASSEL, GERMANY**  
**ALBERT-SCHWEITZER-SCHULE KASSEL**

## BIOGRAPHY

### PREP:

Reichert is a skilled forward from Kassel, Germany, a small town located approximately two hours from Frankfurt. Reichert played with the 18U Germany National Team in a tournament in Macedonia, as well as the 19U National Team for the World Championship Games in Thailand. Aside from her national team experience, Reichert played for the Bender Baskets of Grunberg, where she averaged 12 points and seven rebounds, while shooting 50 percent from the floor.

### PERSONAL:

Daughter of Bernd Kasmann and Dagmar Reichert... Has one brother, Edwin. Chose ODU because of the teammates and coaches and it fit her interests the best.



**#24 MACKENZIE SMITH**  
**GUARD | FRESHMAN | 5-6**  
**CAMILLUS, NEW YORK**  
**WEST GENESEE**

### PREP:

Smith is a point guard from Camillus, New York, located in the suburbs of Syracuse. Last season, Smith was an All-State selection after averaging 14 points, six assists, four rebounds and four steals per game. She also helped guide West Genesee to the Class AA State Championship game.

### PERSONAL:

Daughter of Robert and Cindy Smith... Has five siblings, Sierra, Shannon, Trevor, Max and Madison. Mackenzie, Max and Madison (plays basketball at Vermont) are triplets. Chose ODU for both its basketball and academic success.

# 2018-19 SEASON STATS



## THE STAT CREW SYSTEM Old Dominion Combined Team Statistics (as of Mar 22, 2019) All games

RECORD:	OVERALL	HOME	AWAY	NEUTRAL
ALL GAMES	21-11	11-3	7-6	3-2
CONFERENCE	10-6	6-2	4-4	0-0
NON-CONFERENCE	11-5	5-1	3-2	3-2

##	Player	gp-gs	min	avg	Total		3-Point		F-Throw		Rebounds				pf	dq	a	to	blk	stl	pts	avg
					fg-fga	fg%	3fg-fga	3fg%	ft-fa	ft%	off	def	tot	avg								
05	MORRIS, Victoria	24-21	609	25.4	104-297	.350	60-174	.345	40-61	.656	8	47	55	2.3	48	1	32	35	2	16	308	12.8
03	WAYNE, Ajah	31-30	899	29.0	125-349	.358	18-74	.243	101-154	.656	82	163	245	7.9	81	2	65	59	10	53	369	11.9
11	EDWARDS, Taylor	32-30	904	28.3	136-286	.476	6-30	.200	88-160	.550	37	124	161	5.0	83	1	139	85	7	47	366	11.4
04	HUDSON, Aziah	32-12	818	25.6	87-249	.349	55-181	.304	41-59	.695	6	29	35	1.1	46	0	21	36	5	24	270	8.4
23	YOUNG, Amari	32-3	726	22.7	104-215	.484	6-16	.375	52-102	.510	82	127	209	6.5	82	0	27	45	14	50	266	8.3
20	ROBINSON, Maggie	32-31	791	24.7	77-230	.335	40-149	.268	32-46	.696	48	84	132	4.1	71	0	31	41	6	18	226	7.1
14	CARTER, Dejah	31-28	480	15.5	70-112	.625	1-2	.500	19-27	.704	65	69	134	4.3	66	2	6	31	23	15	160	5.2
01	ADAMS, Mariah	32-4	739	23.1	52-168	.310	22-90	.244	29-39	.744	19	74	93	2.9	71	1	60	43	7	24	155	4.8
00	JERNIGAN, Ann	20-0	104	5.2	10-25	.400	2-10	.200	5-9	.556	2	10	12	0.6	18	0	7	12	4	4	27	1.4
35	SADLER, Hannah	23-0	110	4.8	14-38	.368	1-4	.250	2-6	.333	11	15	26	1.1	13	0	3	7	4	2	31	1.3
25	SCOTT, Ashley	29-1	295	10.2	6-14	.429	0-0	.000	1-6	.167	51	44	95	3.3	44	0	6	11	5	4	13	0.4
Team											64	70	134				25					
Total.....		32	6475		785-1983	.396	211-730	.289	410-669	.613	475	856	1331	41.6	623	7	397	430	87	257	2191	68.5
Opponents.....		32	6474		686-1806	.380	195-638	.306	439-621	.707	359	855	1214	37.9	605	-	401	509	102	169	2006	62.7

## THE STAT CREW SYSTEM Old Dominion Combined Team Statistics (as of Mar 19, 2019) Conference games only

RECORD:	OVERALL	HOME	AWAY	NEUTRAL
ALL GAMES	10-6	6-2	4-4	0-0
CONFERENCE	10-6	6-2	4-4	0-0
NON-CONFERENCE	0-0	0-0	0-0	0-0

##	Player	gp-gs	min	avg	Total		3-Point		F-Throw		Rebounds				pf	dq	a	to	blk	stl	pts	avg
					fg-fga	fg%	3fg-fga	3fg%	ft-fa	ft%	off	def	tot	avg								
05	MORRIS, Victoria	9-9	241	26.8	46-112	.411	25-66	.379	11-17	.647	4	22	26	2.9	21	1	15	15	1	6	128	14.2
03	WAYNE, Ajah	16-16	444	27.8	63-158	.399	12-38	.316	43-64	.672	34	77	111	6.9	36	0	34	26	5	28	181	11.3
11	EDWARDS, Taylor	16-14	438	27.4	59-132	.447	2-16	.125	43-79	.544	22	52	74	4.6	35	0	67	46	2	25	163	10.2
23	YOUNG, Amari	16-1	368	23.0	65-116	.560	5-11	.455	20-46	.435	40	59	99	6.2	38	0	12	26	7	24	155	9.7
04	HUDSON, Aziah	16-8	431	26.9	48-132	.364	39-108	.361	19-30	.633	5	10	15	0.9	23	0	8	16	1	9	154	9.6
20	ROBINSON, Maggie	16-15	392	24.5	35-111	.315	23-88	.261	14-18	.778	20	38	58	3.6	38	0	14	18	3	8	107	6.7
14	CARTER, Dejah	16-15	248	15.5	33-58	.569	1-1	1.000	10-16	.625	33	37	70	4.4	32	0	5	17	12	4	77	4.8
01	ADAMS, Mariah	16-2	385	24.1	20-77	.260	7-43	.163	17-21	.810	11	35	46	2.9	34	0	30	21	1	12	64	4.0
35	SADLER, Hannah	11-0	65	5.9	9-24	.375	1-2	.500	0-0	.000	5	8	13	1.2	4	0	3	5	3	1	19	1.7
00	JERNIGAN, Ann	9-0	43	4.8	3-8	.375	1-4	.250	2-3	.667	0	7	7	0.8	7	0	4	4	1	2	9	1.0
25	SCOTT, Ashley	16-0	145	9.1	5-9	.556	0-0	.000	0-2	.000	23	24	47	2.9	26	0	4	6	4	2	10	0.6
Team											27	36	63				16					
Total.....		16	3200		386-937	.412	116-377	.308	179-296	.605	224	405	629	39.3	294	1	196	216	40	121	1067	66.7
Opponents.....		16	3200		332-855	.388	99-303	.327	204-291	.701	169	392	561	35.1	282	-	184	246	37	87	967	60.4



# 2018-19 BOX SCORES

## Official Basketball Box Score - Game Totals - Final Statistics Old Dominion vs Campbell 11/06/18 5:00 p.m. at Core Arena | Bules Creek, N.C.

### Old Dominion 83 - 1-0

#	Player	Total			3-Pr			Rebounds			PF	TP	A	T	Bk	Stl	Min
		FG	FGA	FT	FTA	Def	Off	Def	Off	A							
14	CARTER, Dejah	1-2	0-0	0-0	3	6	9	0	2	0	1	1	1	1	1	15	
20	ROBINSON, Maggie	1-2	1-1	0-0	2	2	4	1	5	0	1	0	0	0	0	28	
03	WAYNE, Ajah	8-14	1-4	5-6	2	4	1	22	0	0	4	2	9	0	0	29	
05	MORRIS, Victoria	9-4	1-3	1-4	0	1	13	0	0	0	1	2	4	0	0	22	
11	EDWARDS, Taylor	9-3	0-0	2-4	1	1	2	3	8	5	4	0	1	0	0	16	
04	JERNIGAN, Ann	0-0	0-0	0-0	0	0	1	0	1	0	1	2	1	0	0	10	
01	ADAMS, Mariah	3-7	1-3	0-0	6	6	4	7	2	0	0	0	0	0	0	23	
04	HUDSON, Aziah	2-5	1-4	1-7	0	1	1	2	12	1	1	0	3	0	0	20	
23	YOUNG, Amari	5-8	0-1	1-3	1	4	5	1	11	2	0	3	0	0	0	19	
25	SCOTT, Ashley	0-0	0-0	1-2	1	3	4	1	0	0	0	0	0	0	0	13	
35	SADLER, Hannah	1-1	0-0	0-0	1	1	2	0	0	0	0	0	0	0	0	5	
Team		29-65		4-21	21-27	13	31	44	23	83	11	9	6	11	0	200	

1st FG %:	41.4	44.4	42.0	44.4	31.5	33.3	Game:	29.0	44.4%	Dejabl
3Pt %:	2.0	25.0	0.0	50.0	16.7	16.7	Game:	44.4	19.2%	Rebounds
FT %:	2.0	66.7	0.0	100.0	0.0	0.0	Game:	21.7	78.9%	2

### Campbell 59 - 0-1

#	Player	Total			3-Pr			Rebounds			PF	TP	A	T	Bk	Stl	Min
		FG	FGA	FT	FTA	Def	Off	Def	Off	A							
23	GOLDEN, Taya	1-2	0-1	0-0	2	0	1	3	4	1	2	0	0	0	0	18	
04	NAMAMARA-CLEMENT, L	1-6	0-4	0-0	0	0	0	2	0	0	0	0	0	0	0	10	
10	BARBER, Jay	1-4	1-4	2-2	1	3	4	1	5	2	0	0	0	0	0	16	
12	BOWEN, Caroline	0-5	0-2	0-0	0	1	1	0	0	2	1	0	0	0	0	22	
03	SAMRANO, Luana	2-7	0-3	1-2	1	3	2	5	1	3	0	0	0	0	0	32	
02	CARTER, Lauren	4-7	1-3	6-9	0	2	2	15	0	0	0	0	0	0	0	18	
03	COLEMAN, Micah	1-3	0-0	1-4	0	2	2	3	4	2	2	0	0	0	0	16	
11	EDWARDS, Taylor	1-1	1-1	1-2	1	1	1	10	1	0	1	0	1	0	0	27	
14	TUELLE, ShyAnn	1-8	1-4	0-0	0	0	0	3	1	0	0	0	0	0	0	13	
14	ALUSION, Alysha	1-2	0-1	0-0	1	0	1	2	1	1	0	0	0	0	0	9	
15	FOSTER, Breanna	0-0	0-0	0-0	0	0	0	0	0	0	0	0	0	0	0	9	
20	DAVIS, Kyra	3-7	2-5	2-2	1	3	4	10	2	0	0	1	1	0	0	16	
30	CROCKER, Julia	0-1	0-1	0-0	0	0	0	0	0	0	0	0	0	0	0	1	
Team		20-61		6-29	13-21	14	27	41	20	59	12	6	4	2	0	200	

1st FG %:	41.8	22.2%	2nd:	61.6	37.5%	3rd:	71.5	45.5%	Game:	31.2	35.0%	Dejabl
3Pt %:	1.9	11.1%	2nd:	25.0%	3.8	37.5%	0.0	0.0%	Game:	6.9	20.0%	Rebounds
FT %:	3.4	50.0%	2nd:	3.4	37.5%	0.0	0.0%	Game:	8.0	80.0%	0	

Officials: Timothy Bryant, Kris Denson, Mark James  
Technical fouls: Old Dominion-None, Campbell-None.  
Attendance: 2706

Score by periods	1st	2nd	3rd	4th	Total
Old Dominion	20	22	26	15	83
Campbell	12	14	19	14	59

FG - FG: 49.0-115. CAM 49.0-123.2  
Largest lead: ODU by 15. Campbell 3-0. ODU by 2. Campbell led for 36:50. ODU led for 0:15. Game was tied for 0:25.1.

## Official Basketball Box Score - Game Totals - Final Statistics Norfolk State vs Old Dominion 11/06/18 6:37 PM at Norfolk, Va. (Ted Constant Center)

### Norfolk State 76 - 3-0

#	Player	Total			3-Pr			Rebounds			PF	TP	A	T	Bk	Stl	Min
		FG	FGA	FT	FTA	Def	Off	Def	Off	A							
14	ALBY, Alex	4-10	2-6	2-2	0	2	2	12	0	2	2	0	0	0	0	39	
30	DEAS, DeJanaire	1-5	0-0	0-2	3	2	5	3	2	0	3	0	0	0	0	22	
01	RUSSELL, Raven	9-4	1-3	3-3	1	4	5	2	12	1	2	0	1	0	0	34	
10	JAMES, LaDeja	4-9	2-4	2-2	2	4	6	2	12	0	0	2	0	0	0	32	
15	ECHOLS, Dana	1-6	0-0	5-6	2	1	3	4	7	4	4	0	1	0	0	30	
02	GOODHOPE, Daryael	4-4	0-1	0-0	0	1	1	3	0	0	1	1	0	0	0	24	
04	DAWKINS, Kandrea	3-8	0-3	0-1	2	6	8	4	6	0	0	1	0	0	0	29	
05	BARRETT, Jarmelia	0-0	0-0	0-0	0	0	0	0	0	0	0	0	0	0	0	21	
11	FRANKLIN, Armani	0-2	0-0	0-0	0	0	0	0	0	0	0	0	0	0	0	0	
22	HOWARD, Shekinah	0-0	0-2	1-1	0	2	0	0	0	0	0	0	0	0	0	0	
Team		17-54		5-19	14-18	12	27	39	22	53	11	2	5	6	0	200	

1st FG %:	11.2	8.3%	2nd:	7.8	38.9%	3rd:	5.1	33.3%	Game:	17.4	31.3%	Dejabl
3Pt %:	0.0	0.0%	2nd:	10.0%	3.8	50.0%	0.0	0.0%	Game:	3.4	75.0%	Rebounds
FT %:	4.4	66.7%	2nd:	10.0%	3.8	50.0%	0.0	0.0%	Game:	14.8	77.9%	1

### Old Dominion 69 - 2-0

#	Player	Total			3-Pr			Rebounds			PF	TP	A	T	Bk	Stl	Min
		FG	FGA	FT	FTA	Def	Off	Def	Off	A							
14	CARTER, Dejah	0-0	0-0	0-0	0	2	2	0	0	0	0	0	0	0	0	18	
20	ROBINSON, Maggie	1-4	0-0	3-5	5	3	8	2	11	1	1	0	0	0	0	32	
03	WAYNE, Ajah	9-12	0-2	4-8	3	7	0	3	14	5	4	0	3	1	0	27	
05	MORRIS, Victoria	5-7	4-10	0-0	0	2	2	14	0	3	1	3	0	0	0	30	
11	EDWARDS, Taylor	9-11	2-2	3-4	1	4	5	4	15	4	3	1	0	0	0	34	
04	JERNIGAN, Ann	0-1	0-0	1-2	0	0	0	0	0	0	1	0	0	0	0	7	
01	ADAMS, Mariah	1-2	1-2	1-2	0	0	0	0	0	0	0	0	0	0	0	12	
04	HUDSON, Aziah	4-7	1-2	0-0	0	3	3	1	9	2	0	2	0	0	0	20	
23	YOUNG, Amari	1-5	0-0	1-3	3	3	1	2	1	0	0	0	0	0	0	13	
25	SCOTT, Ashley	0-0	0-0	0-0	0	0	0	0	0	0	0	0	0	0	0	5	
35	SADLER, Hannah	0-0	0-0	0-0	0	0	0	0	0	0	0	0	0	0	0	1	
Team		17-54		8-18	11-19	12	28	40	22	69	15	2	10	2	0	200	

1st FG %:	7.21	33.3%	2nd:	6.14	42.0%	3rd:	7.14	30.0%	Game:	25.9	42.4%	Dejabl
3Pt %:	0.0	0.0%	2nd:	0.0	0.0%	0.0	0.0%	Game:	8.8	44.4%	Rebounds	
FT %:	0.0	0.0%	2nd:	0.0	0.0%	0.0	0.0%	Game:	8.13	61.9%	11-19	

Officials: John Howell, Talisa Green, Carla Roberts  
Technical fouls: Norfolk State-None, Old Dominion-None.  
Attendance: 2706

Score by periods	1st	2nd	3rd	4th	Total
Norfolk State	6	21	14	12	53
Old Dominion	17	16	20	20	69

FG - FG: 49.0-115. ODU 49.0-123.2  
Largest lead: ODU by 15. Norfolk State 3-0. ODU by 20. Norfolk State led for 36:00. ODU led for 38:00. Game was tied for 0:27.

## Official Basketball Box Score - Game Totals - Final Statistics Old Dominion vs Cincinnati 11/2/18 7:00 pm at

### Old Dominion 76 - 3-0

#	Player	Total			3-Pr			Rebounds			PF	TP	A	T	Bk	Stl	Min
		FG	FGA	FT	FTA	Def	Off	Def	Off	A							
14	CARTER, Dejah	1-0	0-0	0-0	0	0	0	0	0	0	0	0	0	0	0	5	
20	ROBINSON, Maggie	1-5	1-1	3-4	2	9	11	4	6	2	3	1	4	0	0	38	
03	WAYNE, Ajah	6-13	0-2	14-20	6	10	16	4	24	3	0	0	0	0	0	40	
05	MORRIS, Victoria	9-7	2-0	5-6	0	1	1	4	23	1	4	0	0	0	0	34	
11	EDWARDS, Taylor	9-7	1-4	2-2	4	6	5	18	1	2	0	0	0	0	0	30	
04	JERNIGAN, Ann	0-0	0-0	0-0	0	0	0	0	0	0	0	0	0	0	0	1	
01	ADAMS, Mariah	2-3	0-0	0-0	2	4	3	2	3	4	2	0	0	0	0	11	
04	HUDSON, Aziah	0-3	0-3	0-2	0	1	2	0	1	2	0	1	2	0	0	18	
23	YOUNG, Amari	0-2	0-0	1-4	2	2	2	2	1	2	2	1	2	0	0	23	
25	SCOTT, Ashley	0-0	0-0	0-2	4												

# 2018-19 BOX SCORES



## Official Basketball Box Score -- Game Totals -- Final Statistics Old Dominion vs Tulane 12/21/18 3 p.m. at New Orleans

### Old Dominion 56 - 8-2

#	Player	Total			3-Pr			Rebounds			PF	TP	A	T	Bk	Stl	Min
		FG	FGA	FT	FGA	FTA	FT	FTA	Off	Def							
1	CARTER, Dejah	1	3-5	0-0	1-2	2	3	5	7	0	1	2	3	0	1	31	
20	ROBINSON, Maggie	1	1-6	0-5	2-2	2	4	6	0	15	11	5	1	0	0	23	
01	ADAMS, Mariah	8	3-8	1-4	0-0	0	4	4	1	7	4	2	1	0	1	30	
05	MORRIS, Victoria	9	3-9	3-9	4-4	0	0	0	4	13	0	3	0	2	26		
11	EDWARDS, Taylor	8	4-8	1-2	4-4	4	4	8	4	13	3	2	0	2	33		
03	JERNIGAN, Ann	0	0-2	0-0	0-0	2	1	2	0	0	2	1	1	9			
04	HUDSON, Aziyah	2-7	0-5	0-0	0	1	1	4	0	3	1	2	21				
23	YOUNG, Amari	2-9	0-0	4-6	3	4	7	1	8	1	0	3	0	1	26		
35	SADLER, Hannah	0-0	0-0	0-0	0	0	0	0	0	0	0	0	0	1			
Team		18-54		5-26		15-21		14		25		30		16		56	
Totals		18-54		5-26		15-21		14		25		30		16		56	

1st FG %:	5.20	25.0%	2nd FG %:	4.12	30.0%	3rd FG %:	2.86	16.7%	4th FG %:	1.15	23.8%	5th FG %:	2.86	50.0%	6th FG %:	2.86	100.0%
1st FT %:	2.4	50.0%	2nd FT %:	2.4	50.0%	3rd FT %:	2.4	50.0%	4th FT %:	2.4	50.0%	5th FT %:	2.4	50.0%	6th FT %:	2.4	50.0%

### Tulane 48 - 7-3

#	Player	Total			3-Pr			Rebounds			PF	TP	A	T	Bk	Stl	Min
		FG	FGA	FT	FGA	FTA	FT	FTA	Off	Def							
23	FREEMAN, Krystal	1	3-6	1-1	2-2	2	6	8	5	9	1	5	1	2	0	28	
25	WYATT, Harlyn	6	2-4	0-0	0-2	2	4	6	2	4	0	3	0	0	0	19	
01	ANDERSON, Kaila	8	3-4	2-2	0-0	2	2	4	0	3	1	1	1	1	1	19	
05	MUNIRANGIR, Kayla	8	1-5	1-2	2-2	1	1	2	0	5	0	0	0	0	0	15	
12	CHEATHAM, Sierra	9	1-5	1-5	0-0	0	4	4	0	3	1	2	0	0	0	30	
02	GUTIERREZ, Erica	1-4	0-0	1-2	0	0	0	4	3	3	5	0	1	0	0	20	
11	LOFTON, Tayana	1-5	0-0	2-2	1	2	4	0	3	1	1	1	1	1	1	19	
14	JONES, Dynah	2-9	0-3	2-4	1	0	1	6	1	0	1	0	2	1	1	17	
22	SCHULTE, Meredith	3-10	0-0	2-2	4	1	1	6	0	1	0	0	0	1	0	26	
42	HEIDE, Mia	0-0	0-0	0-0	0	0	0	0	0	1	0	0	0	0	0	5	
Team		17-52		5-13		9-14		11		25		36		21		48	
Totals		17-52		5-13		9-14		11		25		36		21		48	

1st FG %:	3.33	33.3%	2nd FG %:	5.13	38.3%	3rd FG %:	1.33	33.3%	4th FG %:	3.33	75.0%	5th FG %:	3.33	50.0%	6th FG %:	3.33	50.0%
1st FT %:	1.33	50.0%	2nd FT %:	1.33	50.0%	3rd FT %:	1.33	50.0%	4th FT %:	1.33	50.0%	5th FT %:	1.33	50.0%	6th FT %:	1.33	50.0%

Officials: Joseph Vazquez, Chris Scaudo, Rebecca Taylor  
Technical fouls: Old Dominion-None, Tulane-None.  
Attendance: 788

Score by periods	1st	2nd	3rd	4th	Total
Old Dominion	14	13	12	17	56
Tulane	10	12	15	11	48

Last FG - ODU 4th-02:49, TLN 4th-00:15.  
Largest lead - ODU by 12:05:43, TLN by 1:08:40.  
ODU led for 34:46, TLN led for 03:41. Game was tied for 01:20.

## Official Basketball Box Score -- Game Totals -- Final Statistics Old Dominion vs Saint Mary's 12/22/18 2:30 p.m. at New Orleans

### Old Dominion 65 - 8-3

#	Player	Total			3-Pr			Rebounds			PF	TP	A	T	Bk	Stl	Min
		FG	FGA	FT	FGA	FTA	FT	FTA	Off	Def							
20	ROBINSON, Maggie	1	2-4	0-0	0-2	0	1	1	4	6	0	1	0	1	1	11	
26	SCOTT, Ashley	8	0-2	0-0	0-0	0	3	3	4	0	0	0	0	2	1	19	
01	ADAMS, Mariah	9	5-15	3-9	0-0	0	1	1	2	13	2	2	0	2	32		
05	MORRIS, Victoria	8	3-15	2-8	0-0	0	1	2	8	3	1	1	1	28			
11	EDWARDS, Taylor	9	6-7	0-1	1-3	0	1	1	13	1	2	0	2	20			
03	JERNIGAN, Ann	1-2	0-0	0-0	0	0	0	1	2	0	1	0	1	8			
04	HUDSON, Aziyah	2-11	0-5	2-11	0	4	5	8	4	1	0	0	28				
04	HUDSON, Aziyah	1-2	1-2	0-0	0	0	0	3	1	1	0	0	18				
23	YOUNG, Amari	4-11	1-2	3-6	2	4	6	2	12	0	1	0	1	32			
35	SADLER, Hannah	0-0	0-0	0-0	0	0	0	0	2	0	0	0	0	4			
Team		24-70		9-29		8-17		17		18		35		26		65	
Totals		24-70		9-29		8-17		17		18		35		26		65	

1st FG %:	6.20	30.0%	2nd FG %:	3.61	35.0%	3rd FG %:	4.50	45.0%	4th FG %:	6.15	50.0%	5th FG %:	4.50	33.3%	6th FG %:	4.50	33.3%
1st FT %:	0.00	0.0%	2nd FT %:	3.33	33.3%	3rd FT %:	4.50	50.0%	4th FT %:	6.15	47.0%	5th FT %:	6.15	47.0%	6th FT %:	6.15	47.0%

### Saint Mary's 83 - 7-4

#	Player	Total			3-Pr			Rebounds			PF	TP	A	T	Bk	Stl	Min
		FG	FGA	FT	FGA	FTA	FT	FTA	Off	Def							
05	Holland, Madeline	1	5-8	0-1	1-3	2	4	6	1	11	4	3	2	1	0	33	
12	Raggio, Sydney	1	8-10	0-0	0-7	2	6	8	5	23	2	2	1	0	0	31	
25	McKay, Megan	1	2-3	0-0	1-5	1	4	5	4	5	0	3	0	0	0	10	
05	MORRIS, Victoria	8	3-6	2-2	0-0	2	3	5	2	3	11	5	2	2	1	19	
23	Coddington, Emily	0	1-5	1-5	1-2	2	4	6	2	12	0	3	1	1	0	30	
01	Yates, Molly	0-0	0-0	0-0	0	0	0	0	0	0	0	0	0	0	0	1	
04	Woods, Alyse	0-0	0-0	0-0	0	0	0	0	0	0	0	0	0	0	0	1	
11	Molloy, Morgan	0-0	0-0	0-0	0	0	0	0	0	0	0	0	0	0	0	1	
13	Moe, Tyra	1-1	0-0	0-0	0	4	4	1	2	1	0	0	0	12			
14	Boswell, Jordyn	0-0	0-0	0-0	0	0	0	0	0	0	0	0	0	0	0	1	
23	Simons, Gabe	2-3	2-3	0-0	0	0	0	0	0	1	1	0	0	1	0	16	
24	Simich, Brianna	0-1	0-1	0-0	0	1	1	0	0	0	0	0	0	0	0	4	
33	Ferguson, Claire	0-4	0-0	4-6	3	2	5	1	4	1	0	1	0	0	0	20	
Team		29-51		8-13		11-27		10		32		42		18		65	
Totals		29-51		8-13		11-27		10		32		42		18		65	

1st FG %:	8.14	37.1%	2nd FG %:	6.15	61.7%	3rd FG %:	4.50	45.0%	4th FG %:	5.12	41.7%	5th FG %:	2.93	58.4%	6th FG %:	2.93	58.4%
1st FT %:	0.00	0.0%	2nd FT %:	7.14	71.4%	3rd FT %:	3.00	100.0%	4th FT %:	7.14	50.0%	5th FT %:	7.14	50.0%	6th FT %:	7.14	50.0%

Officials: Luis Gonzalez, Chris Scaudo, Rebecca Taylor  
Technical fouls: Old Dominion-None, Saint Mary's-None.  
Attendance: 1718

Score by periods	1st	2nd	3rd	4th	Total
Old Dominion	14	15	18	20	65
Saint Mary's	21	22	22	18	83

Last FG - ODU 4th-02:49, SMC 4th-02:12.  
Largest lead - ODU by 10:05:53, SMC by 24:49:36.  
ODU led for 02:35, SMC led for 37:15. Game was tied for 00:19.

## Official Basketball Box Score -- Game Totals -- Final Statistics Coppin State vs Old Dominion 12/23/18 4:07 PM at Norfolk, Va. (Ted Constant Center)

### Coppin State 51 - 0-12

#	Player	Total			3-Pr			Rebounds			PF	TP	A	T	Bk	Stl	Min
		FG	FGA	FT	FGA	FTA	FT	FTA	Off	Def							
23	GRAHAM, Chance	1	5-11	0-2	1-1	1	7	8	2	1	1	7	2	5	0	1	35
45	SALLEY, Jaylinda	0	0-3	0-0	0-0	0	1	1	3	0	1	3	0	1	0	9	
09	CORRIE, Tishah	0	0-2	0-0	0-0	0	0	0	4	0	0	0	0	0	1	29	
05	COLEMAN, Kayla	8	3-4	2-2	1-1	1	1	2	2	9	0	2	0	0	0	34	
04	FIELDS, Brooke	8	4-20	1-6	8-10	2	2	4	17	2	0	0	0	0	0	37	
01	ADAMS, Diamond	0-0	0-0	0-0	0	0	0	0	0	2	0	0	0	0	0	7	
05	ADAMS, Diamond	0-1	0-4	0-0	0	1	2	4	13	0	2	0	2	23			
10	PRICE, Emma	0-0	0-0	0-0	0	0	0	0	0	0	0	0	0	0	0	3	
12	OLOYEDE, Oluwadamilola	0-1	0-0	0-0	0	0	0	0	5	2	0	1	0	0	0	9	
24	WALI, Elean	0-0	0-0	1-2	0	0	0	0	0	0	0	0	0	0	0	1	
25	DARDEN, Adrienne	0-6	0-0	0-0	0	1	2	0	0	1	2	0	0	1	1	13	
Team		15-56		6-13		15-18		9		18		27		25		51	
Totals		15-56		6-13		15-18		9		18		27		25		51	

1st FG %:	5.18	33.3%	2nd FG %:	3.13	15.6%	3rd FG %:	2.13	10.6%	4th FG %:	4.13	33.3%	5th FG %:	1.63	28.9%	6th FG %:	1.63	28.9%
1st FT %:	1.00	100.0%	2nd FT %:	2.00	100.0%	3rd FT %:	2.00	100.0%	4th FT %:	2.00	100.0%	5th FT %:	2.00	100.0%	6th FT %:	2.00	100.0%

### Old Dominion 81 - 9-3

#	Player	Total			3-Pr			Rebounds			PF	TP	A	T	Bk	Stl	Min
		FG	FGA	FT	FGA	FTA	FT	FTA	Off	Def							
23	WAYNE, Ajah	1	4-9	0-0	5-8	2	3	5	3	10	0	2	0	0	0	24	
20	ROBINSON, Maggie	1	4-5	3-4	1-2	1	3	4	3	12	3	1	0	0	0	18	
23	YOUNG, Amari	1	1-2	0-0	4-6	3	7	10	4	6	2	1	1	2	0	11	
05	MORRIS, Victoria	8	2-4	1-3	2-2	2	4	6	0	1	1	0	0	0	0	17	
11	EDWARDS, Taylor	8	4-7	0-0	3-5	1	5	6	1	11	3	1	1	0	0	26	
03	JERNIGAN, Ann	1-1	0-0	1-2	0	0	0	0	0	0	0	0	0	0	0	5	
04	ADAMS, Mariah	4-6	2-4	0-0	4	4	4	4	4	11	5	1					



# 2018-19 BOX SCORES

## Official Basketball Box Score - Game Totals - Final Statistics UTEP vs Old Dominion 01/24/19 11:07 AM at Norfolk, Va. (Ted Constant Center)

#	Player	Total			3-Ptr			Rebounds			PF	TP	A	TO	Bk	Stl	Min
		FG	FGA	FT	FGA	FGA	FT	FTA	Def	Off							
03	ALEXANDER, Jordan	1	5-7	1-3	4-4	0	2	4	4	3	15	0	2	1	0	31	
05	PUC, Zuzanna	1	2-11	0-2	3-6	2	5	7	2	7	3	2	0	0	0	34	
25	TAYLOR, Ariana	1	2-7	1-2	2-2	2	1	3	7	0	2	0	0	0	34		
23	HOY, Alexa	1	4-3	1-1	3-3	1	2	0	6	0	5	0	0	0	30		
44	ZEC, Katarina	1	2-10	2-5	3-5	7	2	9	3	9	1	2	0	0	35		
00	JENKINS, Jordan	1	0-0	0-0	0-0	0	0	0	0	0	0	0	0	0	3		
04	OCUANE, Nedy	1	3-8	0-5	2-2	0	1	1	2	8	0	2	0	0	15		
10	ROCHELLE, Jade	1	1-3	1-1	4-4	3	4	7	3	0	0	0	0	0	22		
Team					1	4	5										
Totals			17-49	6-19	19-26	16	22	38	15	59	7	15	1	0	200		
1st FG %		31.1	18.2%	2nd	5.8	62.9%	3rd	6.15	40.7%	4th	41.1	28.7%	Game	17-49	6.15	40.7%	
3FG %		3.15	30.0%	2nd	0.0	0.0%	3rd	0.0	0.0%	4th	0.0	0.0%	Game	0.0	0.0%	30.0%	
FT %		4.7	57.1%	1st	7.0	70.0%	2nd	6.6	100.0%	3rd	6.7%	68.7%	Game	17-49	6.15	40.7%	

## Old Dominion 78 - 145, 5-2

#	Player	Total			3-Ptr			Rebounds			PF	TP	A	TO	Bk	Stl	Min
		FG	FGA	FT	FGA	FGA	FT	FTA	Def	Off							
14	CARTER, Dejah	1	1-4	0-0	0-0	2	2	4	3	2	0	1	0	1	0	18	
01	ADAMS, Mariah	1	2-3	2-2	0-0	1	1	6	1	0	0	1	0	0	27		
03	WAYNE, Ajah	1	5-12	1-3	3-3	4	8	12	2	14	1	0	1	0	27		
04	HUDSON, Aziah	1	3-11	1-3	2-2	0	0	0	11	1	1	0	1	0	26		
03	EDWARDS, Victoria	1	4-11	2-7	0-0	0	0	4	10	2	1	0	0	0	27		
00	JERNIGAN, Ann	1	0-0	0-0	0-0	0	0	0	0	0	0	0	0	0	1		
11	EDWARDS, Taylor	1	7-10	0-2	4-4	4	6	16	6	1	0	0	0	0	23		
20	ROBINSON, Maggie	1	0-4	0-2	3-1	4	3	2	0	0	0	0	0	0	20		
23	YOUNG, Amari	1	7-9	4-5	2-2	3	17	2	1	1	1	1	1	1	26		
25	SCOTT, Ashley	1	0-0	0-0	0-0	0	0	0	0	0	0	0	0	0	5		
Team					0	0	0										
Totals			29-64	9-27	11-16	15	20	35	20	78	14	7	2	4	200		
1st FG %		8.19	42.1%	2nd	6.15	40.0%	3rd	7.15	48.7%	4th	8.15	53.3%	Game	29-64	48.7%		
3FG %		3.15	30.0%	2nd	0.0	0.0%	3rd	0.0	0.0%	4th	0.0	0.0%	Game	0.0	0.0%	30.0%	
FT %		4.7	57.1%	1st	7.0	70.0%	2nd	6.6	100.0%	3rd	6.7%	68.7%	Game	17-49	6.15	40.7%	

Officials: Marc Merritt, D'Lynn Schertz, Alan Stanton  
Technical fouls: UTEP-None, Old Dominion-None  
Attendance: 6314

Score by periods	1st	2nd	3rd	4th	Total
UTEP	9	19	20	11	59
Old Dominion	19	19	18	22	78

Last FG - UTEP 4th-00:39, ODU 4th-00:07  
Largest Lead - UTEP, None, ODU by 19-48-00:07  
UTEP led for 00:00, ODU led for 00:22, Game was tied for 01:02

## Official Basketball Box Score - Game Totals - Final Statistics UTSA vs Old Dominion 01/26/19 4:07 PM at Norfolk, Va. (Ted Constant Center)

#	Player	Total			3-Ptr			Rebounds			PF	TP	A	TO	Bk	Stl	Min
		FG	FGA	FT	FGA	FGA	FT	FTA	Def	Off							
15	TOTH, Timea	1	1-9	0-0	1-1	2	2	4	2	3	1	5	0	0	0	23	
20	KEECE, Courtney	1	1-3	0-2	0-0	0	4	6	3	2	2	7	0	0	0	29	
23	HAWKINS, Tija	1	4-10	0-0	0-0	4	5	9	0	14	0	1	0	2	36		
09	ELLMORE, Charlotte	1	4-9	3-8	0-0	0	6	4	3	11	1	0	0	0	30		
34	DONALD, Karrington	1	3-12	1-5	1-4	2	1	3	2	8	1	4	1	0	30		
01	EMMAMAH, Evelyn	1	2-4	0-0	0-0	2	3	5	4	4	1	0	1	0	20		
11	STEARNS, Ryann	1	1-4	0-2	0-0	0	1	2	1	2	1	2	1	0	24		
23	BENSON, Barbara	1	0-1	0-1	3-4	0	0	2	0	2	0	2	0	0	8		
Team					0	2	2										
Totals			16-52	4-18	11-17	11	26	37	15	47	8	20	2	2	200		
1st FG %		31.1	18.2%	2nd	5.13	38.2%	3rd	4.12	33.3%	4th	5.16	31.3%	Game	16-52	38.2%		
3FG %		1.3	33.3%	2nd	0.0	0.0%	3rd	0.0	0.0%	4th	0.0	0.0%	Game	0.0	0.0%	33.3%	
FT %		2.2	100.0%	1st	4.5	80.0%	2nd	3.4	50.0%	3rd	3.6	50.0%	4th	11.17	64.7%		

## Old Dominion 72 - 115, 6-2

#	Player	Total			3-Ptr			Rebounds			PF	TP	A	TO	Bk	Stl	Min
		FG	FGA	FT	FGA	FGA	FT	FTA	Def	Off							
14	CARTER, Dejah	1	4-7	0-0	0-0	1	5	6	0	8	0	1	0	1	17		
20	ROBINSON, Maggie	1	4-7	0-0	0-0	2	2	4	7	6	0	1	0	1	24		
03	WAYNE, Ajah	1	4-9	0-2	0-2	2	5	7	8	0	2	0	0	0	23		
04	HUDSON, Aziah	1	4-14	1-1	1-2	0	0	3	10	3	1	0	1	0	29		
11	EDWARDS, Taylor	1	5-10	0-0	2-2	1	2	3	10	3	11	0	4	1	31		
01	ADAMS, Mariah	1	5-9	0-0	1-1	0	0	0	3	11	0	1	0	1	35		
23	YOUNG, Amari	1	4-5	0-0	2-4	0	0	0	3	10	3	1	0	0	17		
25	SCOTT, Ashley	1	0-0	0-0	0-0	1	3	4	0	0	0	0	0	0	9		
35	SADLER, Hannah	1	1-5	0-0	0-0	1	1	2	0	1	2	0	0	0	15		
Team					2	2	2										
Totals			30-65	4-19	8-13	11	26	37	14	72	14	9	1	2	200		
1st FG %		6.19	42.1%	2nd	6.17	36.2%	3rd	6.12	50.0%	4th	10.17	58.8%	Game	30-65	48.2%		
3FG %		3.2	100.0%	1st	4.5	80.0%	2nd	3.4	50.0%	3rd	3.6	50.0%	4th	11.17	64.7%		

Officials: Mark Zentz, Chris Sauscher, Natasha Camy  
Technical fouls: UTSA-None, Old Dominion-None  
Attendance: 1928

Score by periods	1st	2nd	3rd	4th	Total
UTSA	7	14	10	16	47
Old Dominion	19	12	18	22	72

Last FG - UTSA 4th-00:03, ODU 4th-01:47  
Largest Lead - UTSA by 14-40-04:07, ODU by 32-48-03:52  
UTSA led for 00:00, ODU led for 00:01, Game was tied for 00:33

## Official Basketball Box Score - Game Totals - Final Statistics Old Dominion vs North Texas 01/31/19 7:00 pm at Denton, Texas (Super Pit)

#	Player	Total			3-Ptr			Rebounds			PF	TP	A	TO	Bk	Stl	Min
		FG	FGA	FT	FGA	FGA	FT	FTA	Def	Off							
14	CARTER, Dejah	1	7-7	0-0	0-0	4	2	6	1	14	0	1	0	1	0	17	
20	ROBINSON, Maggie	1	4-9	2-7	0-1	0	2	2	10	0	2	2	0	0	0	26	
03	WAYNE, Ajah	1	5-11	1-1	5-6	2	2	4	16	3	0	1	0	0	28		
09	MORRIS, Victoria	1	4-10	1-4	1-2	0	2	2	10	1	2	0	2	0	26		
11	EDWARDS, Taylor	1	5-12	0-1	3-6	0	2	2	13	4	0	3	0	2	34		
01	ADAMS, Mariah	1	1-5	1-2	0-0	1	1	5	2	3	1	0	1	0	21		
04	HUDSON, Aziah	1	0-3	0-3	1-2	0	0	3	1	0	0	3	1	0	16		
23	YOUNG, Amari	1	2-3	1-1	0-0	0	0	2	5	0	2	5	0	0	13		
25	SCOTT, Ashley	1	0-0	0-0	0-0	1	3	6	2	1	2	1	0	1	19		
Team					1	2	3										
Totals			28-60	6-19	10-17	11	19	31	18	72	10	19	2	0	2	200	
1st FG %		5.12	48.2%	2nd	9.18	48.2%	3rd	6.15	40.7%	4th	6.14	40.7%	Game	28-60	48.2%		
3FG %		1.3	33.3%	2nd	0.0	0.0%	3rd	0.0	0.0%	4th	0.0	0.0%	Game	0.0	0.0%	33.3%	
FT %		4.7	57.1%	1st	7.0	70.0%	2nd	6.6	100.0%	3rd	6.7%	68.7%	Game	17-49	6.15	40.7%	

## North Texas 71 - 10-9

#	Player	Total			3-Ptr			Rebounds			PF	TP	A	TO	Bk	Stl	Min
		FG	FGA	FT	FGA	FGA	FT	FTA	Def	Off							
41	Madi Townley	1	5-9	0-1	0-2	5	8	2	10	2	1	0	1	0	0	31	
42	Anisha George	1	10-15	0-0	4-6	7	6	13	2	24	0						



# 2018-19 BOX SCORES



## Official Basketball Box Score -- Game Totals -- Final Statistics Longwood vs Old Dominion 03/04/19 6:37 PM at Norfolk, Va. (Ted Constant Center)

### Longwood 48 - 3-25

#	Player	Total			3-Ptr			Rebounds			PF	TP	A	TO	Bk	Stl	Min
		FG	FGA	FT	FTA	FG	FGA	FT	FTA	Off							
13	SMITH, Akia	4	5	0	0	2	3	5	3	8	0	1	2	0	0	29	
25	ODELL, Malory	1	2	0	0	1	2	3	2	3	0	3	0	0	0	25	
30	GUINON, Stephanie	3	11	0	0	4	1	2	3	2	10	1	5	0	0	34	
26	BENNETT, Garrah	8	15	4	5	1	1	3	4	2	15	2	1	0	1	38	
21	ROUSE, Dayna	8	3	1	2	0	2	4	3	6	4	2	0	0	0	32	
11	HALL, Khalia	8	0	0	0	1	4	5	0	2	2	2	0	0	2	17	
15	JONES, Ashlee	1	2	0	0	1	1	0	1	0	2	0	1	0	0	7	
24	ANTONENKO, Kristina	2	2	0	0	0	4	5	4	2	3	0	2	0	0	14	
30	SPRADLIN, Kate	0	0	0	0	0	1	1	0	0	0	0	0	0	0	4	
	Team																
	Totals	19	55	4	10	6	8	13	21	34	18	48	11	20	2	50	

1st FG %:	8.17	47.1%	2nd FG %:	50.0%	3rd FG %:	3.14	21.4%	4th FG %:	19.0%	Game:	19.55	34.5%	Deadball
3Pt %:	1.2	50.0%	2nd 3Pt %:	100.0%	3rd 3Pt %:	1.2	35.0%	4th 3Pt %:	6.4	8.0%	5.6	45.0%	Rebounds
FT %:	2.2	100.0%	6.0	0.0%	3.3	100.0%	1.3	33.3%	6.8	75.0%	0	0	

### Old Dominion 69 - 19-9

#	Player	Total			3-Ptr			Rebounds			PF	TP	A	TO	Bk	Stl	Min
		FG	FGA	FT	FTA	FG	FGA	FT	FTA	Off							
14	CARTER, Dejah	8	9	0	1	1	3	1	4	2	17	1	2	0	3	25	
20	ROBINSON, Maggie	1	3	0	4	0	1	3	4	1	6	1	3	1	0	28	
03	WAYNE, Ajah	8	3	1	3	0	0	7	7	2	6	4	3	0	1	31	
04	HUDSON, Aziah	9	4	10	0	2	2	2	2	10	1	3	2	0	0	25	
11	EDWARDS, Taylor	3	4	0	1	4	0	2	2	1	7	3	2	2	3	31	
01	ADAMS, Mariah	2	2	2	4	1	1	2	4	0	1	0	1	0	0	28	
23	YOUNG, Amari	5	11	0	1	3	5	12	2	11	2	2	0	0	0	27	
25	SCOTT, Ashley	0	0	0	0	0	0	0	0	0	0	0	0	0	0	3	
35	SADLER, Hannah	1	1	0	0	1	1	0	2	0	0	0	0	0	0	2	
	Team																
	Totals	29	56	2	14	9	14	10	25	35	14	69	16	17	6	90	

1st FG %:	7.14	50.0%	2nd FG %:	53.3%	3rd FG %:	4.12	33.3%	4th FG %:	10.15	66.7%	Game:	29.66	51.8%	Deadball
3Pt %:	0.3	0.0%	2.3	33.3%	1.6	18.2%	2.4	50.0%	0.14	64.3%	1	0		
FT %:	1.1	100.0%	3.3	50.0%	4.5	80.0%	2.4	50.0%	0	0	0	0		

Officials: Jennifer Rozac, Josh Howell, Rebecca Taylor

Technical fouls: Longwood-None, Old Dominion-None

Attendance: 1973

Score by periods	1st	2nd	3rd	4th	Total
Longwood	19	12	10	7	48
Old Dominion	15	19	13	22	69

Last FG - LWU 4th-02:02, ODU 4th-00:33

Largest lead - LWU by 6 1st-02:28, ODU by 21 4th-00:33

LWU led for 00:55, ODU led for 25:48, Game was tied for 03:13

## Official Basketball Box Score -- Game Totals -- Final Statistics Old Dominion vs Florida Atlantic 3/7/19 7:00 PM at FAU Arena - Boca Raton, Fla.

### Old Dominion 68 - 20-9, 10-6 C-USA

#	Player	Total			3-Ptr			Rebounds			PF	TP	A	TO	Bk	Stl	Min
		FG	FGA	FT	FTA	FG	FGA	FT	FTA	Off							
14	CARTER, Dejah	1	2	0	0	0	1	1	4	2	0	1	0	0	0	9	
20	ROBINSON, Maggie	1	4	0	2	2	0	3	3	4	1	3	0	0	0	18	
03	WAYNE, Ajah	5	12	1	3	6	7	2	0	9	1	17	2	3	2	33	
04	HUDSON, Aziah	9	4	13	2	10	1	4	0	0	1	11	0	0	0	33	
11	EDWARDS, Taylor	5	6	0	3	4	0	3	3	15	3	3	0	2	2	34	
01	ADAMS, Mariah	2	7	1	2	3	4	2	3	5	3	8	1	0	0	32	
23	YOUNG, Amari	5	14	1	2	6	12	2	11	2	2	2	1	2	0	34	
25	SCOTT, Ashley	0	0	0	0	0	0	0	0	1	2	0	0	0	0	7	
	Team																
	Totals	24	61	5	19	15	23	13	30	43	19	68	9	12	3	90	

1st FG %:	4.16	25.0%	2nd FG %:	9.15	60.0%	3rd FG %:	8.17	47.1%	4th FG %:	3.13	23.1%	Game:	24.61	39.3%	Deadball
3Pt %:	1.6	20.0%	1.5	20.0%	1.4	25.0%	2.5	40.0%	5.9	28.3%	5.9	28.3%	Rebounds		
FT %:	2.4	50.0%	4.4	50.0%	6.5	75.0%	4.4	66.7%	4.6	66.7%	4.6	66.7%	4		

### Florida Atlantic 64 - 5-24, 2-16 C-USA

#	Player	Total			3-Ptr			Rebounds			PF	TP	A	TO	Bk	Stl	Min
		FG	FGA	FT	FTA	FG	FGA	FT	FTA	Off							
14	VOSS, Abby	1	3	1	3	0	0	4	2	6	1	7	2	6	0	1	39
31	GABRIEL, Ra'Kyra	1	3	1	5	5	7	2	9	11	5	13	0	3	0	25	
03	WAYNE, Ajah	9	5	11	2	4	3	5	1	3	4	15	4	3	0	32	
01	ADAMS, Mariah	1	6	0	3	0	0	3	3	2	2	1	1	0	1	27	
21	MATTHEWS, Myka	1	4	3	0	0	1	5	6	1	5	4	0	0	0	8	
12	THOMAS, Janae	2	2	0	0	0	0	1	3	4	1	4	0	0	0	12	
15	RYAN, Addison	3	8	2	7	0	0	0	0	4	8	1	2	0	0	29	
	Team																
	Totals	23	61	10	29	8	12	11	28	39	18	64	12	1	0	41	

1st FG %:	5.15	33.3%	2nd FG %:	3.65	40.0%	3rd FG %:	6.15	40.0%	4th FG %:	3.13	33.3%	Game:	24.61	37.7%	Deadball
3Pt %:	1.6	20.0%	1.6	18.2%	1.7	14.3%	1.7	14.3%	10.8	34.6%	10.8	34.6%	Rebounds		
FT %:	5.7	71.4%	2.2	100.0%	0.0	0.0%	0.0	0.0%	1.3	33.3%	1.3	33.3%	1		

Officials: Bill Larrance, Kelly Johnson, Xiomara Cruz

Technical fouls: Old Dominion-None, Florida Atlantic-None

Attendance: 388

Score by periods	1st	2nd	3rd	4th	Total
Old Dominion	13	23	20	12	68
Florida Atlantic	18	21	13	12	64

Last FG - ODU 4th-03:22, FAU 4th-01:47

Largest lead - ODU by 8 3rd-02:35, FAU by 10 1st-02:31

ODU led for 11:25, FAU led for 22:34, Game was tied for 05:51

## Official Basketball Box Score -- Game Totals -- Final Statistics Florida Atlantic vs Old Dominion 03/13/19 11:35 AM at Frisco, Texas (Ford Center at The Star)

### Florida Atlantic 32 - 5-25

#	Player	Total			3-Ptr			Rebounds			PF	TP	A	TO	Bk	Stl	Min
		FG	FGA	FT	FTA	FG	FGA	FT	FTA	Off							
14	VOSS, Abby	2	7	1	2	0	0	2	6	8	4	5	0	1	1	23	
31	GABRIEL, Ra'Kyra	1	4	0	1	0	0	2	3	5	1	3	1	2	1	23	
03	WAYNE, Ajah	2	12	0	2	4	0	5	5	3	8	3	7	0	4	39	
10	HARKLESS, Glenisha	5	13	2	8	0	0	3	3	1	2	4	2	2	0	38	
15	RYAN, Addison	1	10	0	0	0	0	2	2	0	2	0	2	0	0	40	
12	THOMAS, Janae	1	4	0	0	0	0	1	1	2	0	4	1	0	0	24	
	Team																
	Totals	12	50	3	20	5	10	6	24	30	11	32	7	22	5	90	

1st FG %:	5.16	31.3%	2nd FG %:	1.10	10.0%	3rd FG %:	3.13	23.1%	4th FG %:	3.11	27.3%	Game:	12.50	24.0%	Deadball
3Pt %:	0.3	0.0%	1.5	20.0%	0.3	0.0%	2.9	22.2%	1.0	10.0%	1.0	10.0%	Rebounds		
FT %:	2.4	50.0%	1.2	50.0%	2.4	50.0%	0.0	0.0%	0.0	0.0%	0.0	0.0%	0		

### Old Dominion 60 - 21-9

#	Player	Total			3-Ptr			Rebounds			PF	TP	A	TO	Bk	Stl	Min
		FG	FGA	FT	FTA	FG	FGA	FT	FTA	Off							
14	CARTER, Dejah	1	5	0	1	0	0	4	4	8	5	10	0	3	0	14	
20	ROBINSON, Maggie	1	3	0	2	6	0	0	1	7	8	0	8	1	2	24	
03	WAYNE, Ajah	9	4	13	0	3	2	2	3								



# 2019 C-USA CHAMPIONSHIP



## 2019 AIR FORCE RESERVE C-USA WOMEN'S BASKETBALL CHAMPIONSHIP

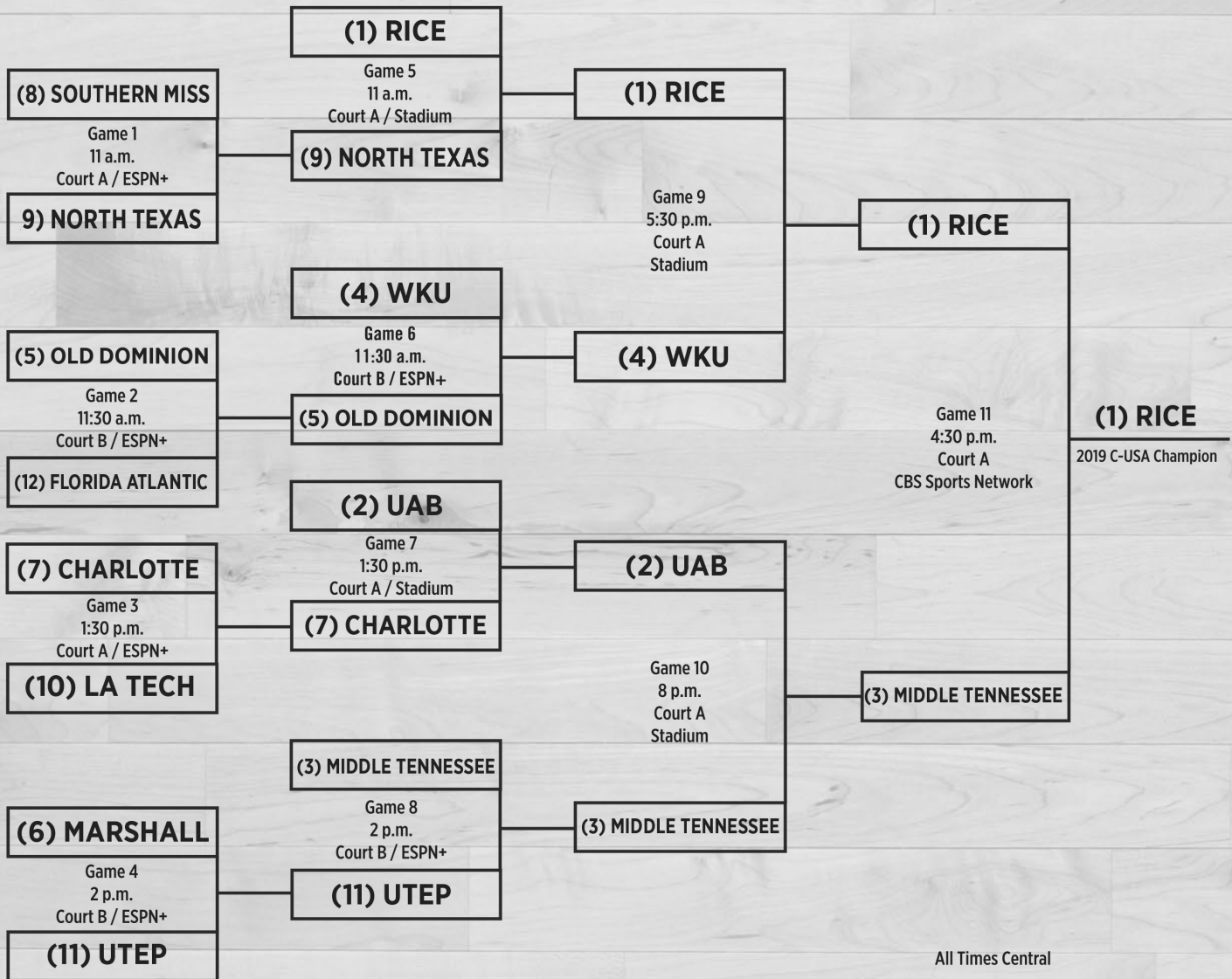
PRESENTED BY BAYLOR SCOTT & WHITE SPORTS PERFORMANCE CENTER AT THE STAR

Wednesday, March 13  
First Round

Thursday, March 14  
Quarterfinals

Friday, March 15  
Semifinals

Saturday, March 16  
Championship Game



All Times Central



The Old Dominion women's basketball team takes pride in helping the community and sharing experiences with fans of all ages. From visiting children at CHKD to running clothing and shoe drives, the Monarchs strive to improve the ODU community and its surrounding area.

Around campus, the ODU women's basketball squad is consistently one of the most visible organizations on campus and can commonly be found supporting their fellow student-athletes at their respective sporting events, helping out on move-in days, instructing and inspiring at various clinics and camps, making it out to several meet and greets with various organizations and much more. The Monarchs are also present throughout many area elementary schools, visiting and talking to classes throughout the year. The Monarchs have engaged with James Monroe Elementary, Larchmont Elementary, the Achievable Dream Academy, Williams Middle School and many more.

In 2011, the program began what has become a household tradition for ODU Athletics, the Annual Education Day Game. Bringing in students from a majority of the Norfolk Public Elementary Schools, the game has become a consistent sellout over the years and, in 2016-17, the game broke the Ted Constant Center attendance record for basketball with a crowd of 8,563. This year, the Monarchs are expanding on the Education Day idea, and will now have a second Education Day Game. This contest will bring in students from local schools outside of Norfolk.

Another annual tradition is the the Survivor's Walk at Susan G. Komen Tidewater Race for the Cure in Virginia Beach, Virginia. Usually in the month of October, the women's basketball team leads the walk features of thousands of participants and hundreds of survivors. Making the event even more special is that Coach McCray is a cancer survivor. Up to 75 percent of the funds raised at the Race remain in Tidewater to provide breast health research, diagnostics, screening, treatment, services and education for uninsured or underinsured women. The remaining 25 percent funds national research.

Below is a full list of the Monarchs' community service efforts during the past few years.

- Larchmont Rat Race
- Newcomer All Sport Pep Rally
- Monarch Maniacs Fall Event
- Meet & Greet with Fans
- Alzheimer's Awareness Walk
- Coaches vs Cancer
- Family Weekend
- Making Strides Against Breast Cancer Walk
- Komen Race for the Cure
- Beyond Boobs Booth @ homecoming
- Breast Cancer Awareness game
- Ghost Train @ Northwest River Park
- Coaches Clinics
- Visitation at CHKD
- Achievable Dream Academy
- Toys for Tots
- Education Day game
- Girl Scout Meet & Greet
- Meet & Greet Williams Middle School
- Championship Effort
- Samaritan Feet donation
- Student Athlete Appreciation Day
- Hampton Roads Comm Award dinner
- James Monroe Elementary Pizza Party
- Buddy Basketball
- Norfolk Collegiate Lower School In-House morning news
- Larchmont Elementary RAT Race and Pizza Party
- SAAC Field Day






# ANNUAL TIP OFF DINNER

The Old Dominion women's basketball team hosted its annual Tip-Off Dinner on Oct. 9, where Wendy Larry and Ticha Penicheiro were special guests for the night. Legendary ODU head coach Wendy Larry was given the Anne Donovan Award. Donovan graced the sport of women's basketball at Old Dominion University from 1979 to 1983, helping to lead the Lady Monarchs to a national championship in 1980 and two more "Final Four" appearances during her four years. Donovan was recognized by virtually every post season and All-American squad in the nation during her ODU career, earning Kodak All-American honors for three years and Academic All-American honors for two straight seasons. Her honors culminated in 1983 with her naming as the Naismith Trophy winner as the national Player of the Year as selected by coaches and awarded an NCAA post-graduate scholarship for her academic achievements.







# CHARTWAY ARENA RECORDS

POINTS		
INDIVIDUAL	43, Jennie Simms	Jan. 5, 2017/Marshall
FIELDHOUSE	43, Inge Nissen	Mar. 2, 1979/Radford
OLD DOMINION	105, vs. Hofstra	Feb. 12, 2004
OPPONENT	93, by Duke	Nov. 11, 2005

FG MADE		
INDIVIDUAL	14, Jennie Simms	Jan. 5, 2017/Marshall
OLD DOMINION	41, vs. Hofstra	Feb. 12, 2004
OPPONENT	36, 2x last by Duke	Nov. 11, 2005

FG ATTEMPTS		
INDIVIDUAL	29, Sparkle Taylor (UTEP)	Mar. 2, 2017/ODU
OLD DOMINION	78, vs. North Carolina	Dec. 30, 2005
OPPONENT	83, by Virginia	Mar. 25, 2008

FG PERCENTAGE		
INDIVIDUAL	100% (7-7), 2x last by Odegua Oigbokie	Feb. 9, 2017/MTSU
OLD DOMINION	61.1% (33-54), vs. Hofstra	Mar. 13, 2003
OPPONENT	56.3% (36-64), by Tennessee	Jan. 7, 2003

3PT MADE		
INDIVIDUAL	6, 6x, last by Victoria Morris	Feb. 2, 2016/FIU
OLD DOMINION	13, vs. Coppin State	Nov. 30, 2017
OPPONENT	13, by Duke	Nov. 22, 2017

3PT ATTEMPTS		
INDIVIDUAL	15, Victoria Morris	Nov. 22, 2017/Duke
OLD DOMINION	30, vs. Duke	Nov. 22, 2017
OPPONENT	33, by FAU	Jan. 28, 2016

3PT PERCENTAGE		
INDIVIDUAL	100% (4-4), Okeisha Howard	Feb. 23, 2003/George Mason
OLD DOMINION	91.7% (11-12), vs. Delaware	Mar. 15, 2003
OPPONENT	66.7% (4-6), by Rutgers	Dec. 5, 2004

FT MADE		
INDIVIDUAL	17, Shareese Grant	Dec. 5, 2004/Rutgers
OLD DOMINION	35, vs. Hofstra	Jan. 16, 2005
OPPONENT	26, 3x last by Maryland	Dec. 21, 2008

FT ATTEMPTS		
INDIVIDUAL	18, 3x, last by Jennie Simms	Dec. 9, 2016/VCU
OLD DOMINION	56, vs. Hofstra	Jan. 16, 2005
OPPONENT	39, by Maryland	Dec. 21, 2008

FT PERCENTAGE		
INDIVIDUAL	100% (12-12), Jasmine Parker	Jan. 10, 2010/Drexel
OLD DOMINION	100% (10-10) vs. Dartmouth	Nov. 30, 2016
OPPONENT	100% (8-8), by FAU	Jan. 28, 2016

REBOUNDS		
INDIVIDUAL	20, Kim Giddens	Mar. 14, 2003/JMU
FIELDHOUSE	28, Inge Nissen	Mar. 3, 1978/Longwood
OLD DOMINION	67, vs. Norfolk State	Nov. 30, 2008
OPPONENT	66, by California	Nov. 30, 2012

ASSISTS		
INDIVIDUAL	11, 2x last by Jazzmin Walters	Feb. 24, 2008/Drexel
OLD DOMINION	27, vs. Hofstra	Feb. 12, 2004
OPPONENT	29, by Tennessee	Jan. 7, 2003


BLOCKS		
INDIVIDUAL	7, 3x last by Destinee Young	Mar. 2, 2017/UTEP
OLD DOMINION	11, 3x, last by Tennessee	Dec. 18, 2008
OPPONENT	10, 2x, last by Middle Tennessee	Jan. 1, 2015

STEALS		
INDIVIDUAL	8, 2x, last by Taylor Edwards	Feb. 14, 2018/FAU
OLD DOMINION	20, vs. George Mason	Feb. 22, 2007
OPPONENT	16, by Delaware	Feb. 20, 2004





# HEAD COACH HISTORY



YEAR	RECORD	HEAD COACH	POSTSEASON	CHAMPIONSHIPS	vs. VA
2018-19	21-11 (10-6)	Nikki McCray-Penson	WNIT 1st Round	--	4-1
2017-18	8-23 (6-10)	Nikki McCray-Penson	--	--	0-6
2016-17	17-14 (11-7)	Karen Barefoot	--	--	3-1
2015-16	17-17 (10-8)	Karen Barefoot	--	--	0-3
2014-15	21-13 (11-7)	Karen Barefoot	WNIT 2nd Round	--	4-0
2013-14	18-16 (9-7)	Karen Barefoot	WNIT 2nd Round	--	2-2
2012-13	19-12 (10-8)	Karen Barefoot	WNIT 1st Round	--	4-3
2011-12	11-21 (7-11)	Karen Barefoot	--	--	1-8
2010-11	20-11 (14-4)	Wendy Larry	WNIT 1st Round	--	5-4
2009-10	19-14 (14-4)	Wendy Larry	WNIT 2nd Round	--	7-3
2008-09	17-13 (11-7)	Wendy Larry	--	--	6-4
2007-08	31-5 (17-1)	Wendy Larry	NCAA Sweet 16 - Greensboro Region	CAA Champions	10-1
2006-07	24-9 (17-1)	Wendy Larry	NCAA 1st Round - Fresno Region	CAA Champions	8-2
2005-06	22-9 (17-1)	Wendy Larry	NCAA 1st Round - Cleveland Region	CAA Champions	9-2
2004-05	22-9 (15-3)	Wendy Larry	NCAA 1st Round - Tempe Region	CAA Champions	14-2
2003-04	25-7 (17-1)	Wendy Larry	NCAA 1st Round - Mideast Region	CAA Champions	10-1
2002-03	21-11 (15-3)	Wendy Larry	NCAA 1st Round - East Region	CAA Champions	4-3
2001-02	28-6 (18-0)	Wendy Larry	NCAA Elite Eight - Mideast Region	CAA Champions	10-1
2000-01	21-9 (15-1)	Wendy Larry	NCAA 1st Round - West Region	CAA Champions	12-3
1999-00	29-5 (16-0)	Wendy Larry	NCAA Sweet 16 - Midwest Region	CAA Champions	13-0
1998-99	28-4 (16-0)	Wendy Larry	NCAA Sweet 16 - East Region	CAA Champions	13-0
1997-98	29-3 (16-0)	Wendy Larry	NCAA Sweet 16 - East Region	CAA Champions	12-0
1996-97	34-2 (16-0)	Wendy Larry	NCAA Championship Game	CAA Champions	15-0
1995-96	29-3 (16-0)	Wendy Larry	NCAA Sweet 16 - East	CAA Champions	15-1
1994-95	27-6 (13-1)	Wendy Larry	NCAA 1st Round - Mideast Region	CAA Champions	10-1
1993-94	25-6 (14-0)	Wendy Larry	NCAA 2nd Round - East Region	CAA Champions	12-0
1992-93	22-8 (14-0)	Wendy Larry	NCAA 2nd Round - Mideast Region	CAA Champions	9-2
1991-92	20-11 (9-5)	Wendy Larry	NCAA 1st Round - East Region	CAA Champions	8-4
1990-91	5-21 (2-4)	Wendy Larry	--	--	2-3
1989-90	21-10 (4-2)	Wendy Larry	NCAA 2nd Round - East Region	Sun Belt Champions	4-1
1988-89	23-9 (5-1)	Wendy Larry	NCAA 2nd Round - Mideast Region	--	5-0
1987-88	17-12 (6-0)	Wendy Larry	NCAA 2nd Round - East Region	--	2-2
1986-87	18-13 (5-1)	Marianne Stanley	NCAA Sweet 16 - Mideast Region	Sun Belt Champions	3-2
1985-86	15-13 (5-1)	Marianne Stanley	--	--	1-3
1984-85	31-3 (6-0)	Marianne Stanley	NCAA National Champions	Sun Belt Champions	4-0
1983-84	24-5	Marianne Stanley	NCAA Elite Eight - East Region	Sun Belt Champions	4-0
1982-83	29-6	Marianne Stanley	NCAA Final Four - East Region	Sun Belt Champions	5-0
1981-82	22-6	Marianne Stanley	NCAA Sweet 16 - East Region	--	4-1
1980-81	28-7	Marianne Stanley	AIAW Third place	VFISW Champions	8-0
1979-80	37-1	Marianne Stanley	AIAW National Champions	VFISW Champions	8-0
1978-79	35-1	Marianne Stanley	AIAW National Champions	VFISW Champions	10-0
1977-78	30-4	Marianne Stanley	NWIT Champions	VFISW Champions	16-0
1976-77	23-9	Pam Parsons	NWIT Semifinals	VFISW Champions	16-1
1975-76	14-12	Pam Parsons	--	--	15-4
1974-75	13-9	Pam Parsons	--	--	12-7
1973-74	7-7	Debbie Wilson	--	--	5-6
1972-73	7-9	Mary Jackson	--	--	7-6
1971-72	12-7	Mary Jackson	--	--	11-3
1970-71	8-9	Mary Jackson	--	--	7-5
1969-70	16-2	Mary Jackson	--	VFISW Champions	12-2

#	COACH	TENURE	ALL-TIME RECORD	NATIONAL CHAMPIONSHIPS
1	Mary Jackson	1969-73 (4 seasons)	43-27 (.614)	0
2	Debbie Wilson	1973-74 (1 season)	7-7 (.500)	0
3	Pam Parsons	1974-77 (3 seasons)	50-30 (.625)	0
4	Marianne Stanley	1977-87 (10 seasons)	269-59 (.820)	(78-79, 79-80, 84-85) 3
5	Wendy Larry	1987-2011 (24 seasons)	559-203 (.733)	(96-97 finalists) 0
6	Karen Barefoot	2011-17 (6 seasons)	103-93 (.526)	0
7	Nikki McCray-Penson	2017-present	29-34 (.460)	0



# NATIONAL CHAMPIONSHIPS

## 1978-79 AIAW CHAMPIONS

**Final Record:** 35-1

**Head Coach:** Marianne Stanley

**AIAW Finals:** 75-65, LA Tech

**Standing (L to R):** Marianne Stanley (Head Coach), Nancy Lieberman, Jan Trombly, Inge Nissen, Linda Jerome, Cris Critelli, Rhonda Rompola, Angela Cotman, Jerry Busone (Asst. Coach).

**Front Row (L to R):** Sue Brown, Sandy Burke, Debbie Richards, Sue Davy, Beth Campbell, and Fran Clemente.

**All-Americans:** Nancy Lieberman, Inge Nissen.



## 1979-80 AIAW CHAMPIONS

**Final Record:** 37-1

**Head Coach:** Marianne Stanley

**AIAW Finals:** 68-53, Tennessee

**Standing (L to R):** Nancy Lieberman, Linda Jerome, Inge Nissen, Anne Donovan, Jan Trombly, Beth Wilkerson, Rhonda Rompola

**Front Row (L to R):** Peggy Smith, Cris Critelli, Noreen Kemether, Sue Richardson, Sue Brown, Angela Cotman

**All-Americans:** Nancy Lieberman, Inge Nissen, Anne Donovan.



## 1984-85 NCAA CHAMPIONS

**Final Record:** 31-3

**Head Coach:** Marianne Stanley

**AIAW Finals:** 70-65, Georgia

**Standing (L to R):** Liz Connahan, Tracy Claxton, Medina Dixon, Dawn Cullen, Donna Harrington, Adrienne Goodson, Alphaia Goodson.

**Front Row (L to R):** Trish Vantucci (Mgr.), Beth Calder (Mgr.), Joann Beatty, Bridget Jenkins, Marie Christian, Lisa Blais, Lisa Hendrick (Mgr.).

**All-Americans:** Medina Dixon, Tracy Claxton.






# TOP D1 WINNINGEST PROGRAMS




School	First Season	All-Time
1. Tennessee	1903	<b>1363</b>
2. UConn	1975	<b>1153</b>
3. LA Tech	1975	<b>1124</b>
4. James Madison	1921	<b>1123</b>
5. Stanford	1975	<b>1091</b>
6. Texas	1921	<b>1088</b>
7. Stephen F. Austin	1969	<b>1080</b>
<b>8. Old Dominion</b>	<b>1970</b>	<b>1060</b>
9. Ohio State	1966	<b>1040</b>
10. Green Bay	1974	<b>1005</b>

**ALL-TIME RECORD:** 1060-453 (.706)  
**ALL-TIME vs. VIRGINIA:** 374-101 (.787)



## RETIRED JERSEY'S



**#22**

Anne Donovan, 1979-83



**#10**

Nancy Lieberman, 1976-80



**#42**

Inge Nissen, 1976-80



**#13**

Medina Dixon, 1982-85



**#33**

Clarisse Machanguana, 1994-98



**#15**

Tracy Claxton, 1983-85



**#21**

Ticha Penicheiro, 1994-98





# INDIVIDUAL HONORS

## NATIONAL PLAYERS OF THE YEAR

Player	Year	Org. (Note)
Ticha Penicheiro	1997-98	Wade Trophy (Winner)
	1997-98	Naismith Trophy (Finalist)
	1996-97	Naismith Trophy (Finalist)
Clarisse Machanguana	1996-97	Naismith Trophy (Finalist)
Medina Dixon	1984-85	Naismith Trophy (Finalist)
Anne Donovan	1982-83	Naismith Trophy (Winner)
	1982-83	Converse (Winner)
	1982-83	Champion (Winner)
	1981-82	Wade Trophy (Finalist)
Nancy Lieberman	1979-80	Wade Trophy (Winner)
	1979-80	Broderick Cup (Winner)
	1978-79	Wade Trophy (Winner)
Inge Nissen	1979-80	Wade Trophy (Finalist)
	1978-79	Wade Trophy (Finalist)

## ALL-AMERICANS

Player	Year	Org. (Team)
Jennie Simms	2016-17	AP (HM)
Shareese Grant	2004-05	Kodak/WBCA (HM)
Hamchetou Maiga-Ba	2001-02	BT (HM)
Lucienne Berthieu	2001-02	Kodak/BT (HM)
	1999-00	Kodak
Mery Andrade	1998-99	AP (HM)
Ticha Penicheiro	1997-98	Kodak (1)/AP (1)
	1996-97	Kodak (1)/AP (1)/SN (1)
	1995-96	Kodak/AP (JM)
Nyree Roberts	1997-98	AP (2)
	1996-97	AP (HM)
Clarisse Machanguana	1996-97	Kodak (1)/AP (2)
	1995-96	Kodak/AP (HM)
	1994-95	District III
Celeste Hill	1993-94	District III
Adrienne Goodson	1987-88	Kodak
Kelly Lyons	1987-88	District III
Tracy Claxton	1984-85	District III/Fast Break
Medina Dixon	1984-85	Kodak/Naismith/Fast Break
	1983-84	District III
Anne Donovan	1982-83	Kodak
	1981-82	Kodak/AWSF/WBCA
	1980-81	Kodak
	1979-80	District II
Janet Davis	1981-82	AWSF (HM)
Jean Walling	1980-81	District III
Nancy Lieberman	1979-80	Kodak
	1978-79	Kodak/NSA
	1977-78	Kodak/NWIT
Inge Nissen	1979-80	Kodak
	1978-79	NSA
	1977-78	NWIT
Angela Cotman	1977-78	NWIT (HM)

## ACADEMIC ALL-AMERICANS

Player	Year	Org. (Team)
Anne Donovan	1982-83	GTE/CoSIDA
	1981-82	GTE/CoSIDA
Chris Critelli	1979-80	GTE/CoSIDA

## CONFERENCE PLAYERS OF THE YEAR

Player	Year	Conference
Jennie Simms	2016-17	C-USA
Lucienne Berthieu	2001-02	CAA
	1998-99	(co-POTY) CAA
Hamchetou Maiga-Ba	2000-01	CAA
Mery Andrade	1998-99	(co-POTY) CAA
Nyree Roberts	1997-98	CAA
Ticha Penicheiro	1996-97	CAA
	1995-96	CAA
Clarisse Machanguana	1994-95	CAA
Celeste Hill	1993-94	CAA
	1992-93	CAA
	1991-92	CAA
Adrienne Goodson	1987-88	Sun Belt
Medina Dixon	1984-85	Sun Belt

## CONFERENCE DEFENSIVE PLAYERS OF THE YEAR

Player	Year	Conference
Jasmine Parker	2009-10	CAA
Max Nhassengo	2003-04	CAA
Mery Andrade	1998-99	CAA

## CONFERENCE ROOKIES OF THE YEAR

Player	Year	Conference
Ashley Betz-White	2011-12	CAA
Alli Spence	1999-00	CAA
Lucienne Berthieu	1998-99	CAA
Mery Andrade	1995-96	CAA
Ticha Penicheiro	1994-95	CAA

## CONFERENCE NEWCOMERS OF THE YEAR

Player	Year	Conference
Jennie Simms	2014-15	C-USA

## ALL-CONFERENCE

Player	Year	Conference
Victoria Morris	2018-19	(2nd) C-USA
Jennie Simms	2016-17	C-USA
	2015-16	C-USA
	2014-15	C-USA
Destinee Young	2016-17	(2nd) C-USA
Shae Kelley	2013-14	C-USA
	2012-13	(2nd) CAA
Jackie Cook	2012-13	(3rd) CAA
Tia Lewis	2011-12	(2nd) CAA
	2010-11	(3rd) CAA
Jasmine Parker	2010-11	(2nd) CAA
	2009-10	(2nd) CAA
Jessica Canady	2009-10	(3rd) CAA
	2008-09	(2nd) CAA
	2007-08	(3rd) CAA
Shadasia Green	2009-10	(3rd) CAA
Tiffany Green	2008-09	CAA
	2007-08	(2nd) CAA
T.J. Jordan	2007-08	CAA
	2006-07	CAA
	2005-06	(2nd) CAA
Sherida Triggs	2005-06	(2nd) CAA
Lawona Davis	2005-06	(3rd) CAA
	2004-05	(2nd) CAA
Shareese Grant	2004-05	CAA
	2003-04	(2nd) CAA
Monique Coker	2003-04	CAA
	2002-03	(2nd) CAA
Max Nhassengo	2003-04	CAA
Okeisha Howard	2002-03	CAA
	2001-02	(2nd) CAA
	2000-01	CAA
Hamchetou Maiga-Ba	2001-02	CAA
	2000-01	CAA
	1999-00	CAA
Lucienne Berthieu	2001-02	CAA
	1999-00	CAA
	1998-99	CAA
Natalie Diaz	1999-00	CAA
Mery Andrade	1998-99	CAA
	1997-98	CAA
	1996-97	CAA
	1995-96	(2nd) CAA
Ticha Penicheiro	1997-98	CAA
	1996-97	CAA
	1995-96	CAA
	1994-95	CAA
Nyree Roberts	1997-98	CAA
	1996-97	CAA
Clarissa Machanguana	1996-97	CAA
	1995-96	CAA
	1994-95	CAA
Celeste Hill	1993-94	CAA
	1992-93	CAA
	1992-92	CAA
	1990-91	(2nd) Sun Belt
Shonda Deberry	1993-94	CAA
Pam Huntley	1992-93	CAA
Kelly Lyons	1989-90	Sun Belt
	1988-89	Sun Belt
	1987-88	Sun Belt
	1986-87	(HM) Sun Belt
Angela Jackson	1989-90	Sun Belt
Kim McQuarter	1988-89	(2nd) Sun Belt
Adrienne Goodson	1987-88	Sun Belt
	1986-87	(2nd) Sun Belt
	1985-86	(2nd) Sun Belt
Donna Harrington	1986-87	Sun Belt
	1985-86	Sun Belt
Medina Dixon	1984-85	Sun Belt
	1983-84	Sun Belt
	1982-83	Sun Belt
Tracy Claxton	1984-85	Sun Belt

	1983-84	Sun Belt
Dawn Cullen	1984-85	(HM) Sun Belt
Regina Miller	1983-84	(2nd) Sun Belt
Anne Donovan	1982-83	Sun Belt
Helen Malone	1982-83	Sun Belt

## CONFERENCE ALL-TOURNAMENT TEAM

Player	Year	Conference
Jennie Simms	2016-17	C-USA
	2015-16	C-USA
	2014-15	C-USA
Tia Lewis	2009-10	CAA
Jasmine Parker	2009-10	CAA
Tiffany Green	2007-08	CAA
TJ Jordan	2007-08	CAA
	2006-07	CAA
	2005-06	CAA
Shahida Williams	2007-08	CAA
Sherida Triggs	2006-07	CAA
Lawona Davis	2005-06	CAA
	2004-05	CAA
Shareese Grant	2004-05	CAA
	2003-04	CAA
	2002-03	CAA
Monique Coker	2003-04	CAA
	2002-03	CAA
	2001-02	CAA
	2000-01	CAA
Myriah Spence	2003-04	CAA
Corrina Turner	2002-03	CAA
Okeisha Howard	2002-03	CAA
	2001-02	CAA
	1999-00	CAA
Lucienne Berthieu	2001-02	CAA
Hamchetou Maiga-Ba	2001-02	CAA
	1999-00	CAA
	1998-99	CAA
Tiffany Thompson	2000-01	CAA
Natalie Diaz	1999-00	CAA
	1998-99	CAA
Sharron Francis	1999-00	CAA
Kim Giddens	1999-00	CAA
Mery Andrade	1998-99	CAA
	1997-98	CAA
	1996-97	CAA
Aubrey Eblin	1997-98	CAA
Ticha Penicheiro	1997-98	CAA
	1996-97	CAA
	1995-96	CAA
	1994-95	CAA
Nyree Roberts	1997-98	CAA
	1996-97	CAA
	1995-96	CAA
	1994-95	CAA
Clarisse Machanguana	1996-97	CAA
	1995-96	CAA
	1994-95	CAA
Celeste Hill	1993-94	CAA
	1992-93	CAA
	1991-92	CAA
	1990-91	Sun Belt
Deanna Vander Plas	1993-94	CAA
	1992-93	CAA
Lateefah Robinson	1993-94	CAA
Sarah Willyerd	1993-94	CAA
Pam Huntley	1992-93	CAA
	1991-92	CAA
TJ Jones	1989-90	Sun Belt
Kelly Lyons	1988-89	Sun Belt
Adrienne Goodson	1987-88	Sun Belt
	1986-87	Sun Belt
	1985-86	Sun Belt
Marie Christian	1986-87	Sun Belt
Donna Harrington	1985-86	Sun Belt
Tracy Claxton	1984-85	Sun Belt
Medina Dixon	1984-85	Sun Belt

# INDIVIDUAL HONORS



## CONFERENCE ALL-DEFENSIVE TEAM

Player	Year	Conference
Ajah Wayne	2018-19	C-USA
Shae Kelley	2012-13	CAA
Jasmine Parker	2010-11	CAA
	2009-10	CAA
Tiffany Green	2007-08	CAA
Lawona Davis	2004-05	CAA
Shareese Grant	2004-05	CAA
	2002-03	CAA
Max Nhassengo	2003-04	CAA
Hamchetou Maiga-Ba	2001-02	CAA
	2000-01	CAA
	1999-00	CAA
Sharron Francis	2001-02	CAA
	2000-01	CAA
Natalie Diaz	1999-00	CAA
Mery Andrade	1997-98	CAA
	1996-97	CAA
	1995-96	CAA
Ticha Penicheiro	1997-98	CAA
	1996-97	CAA
	1995-96	CAA
Nyree Roberts	1997-98	CAA
Clarisse Machanguana	1996-97	CAA
Esther Benjamin	1994-95	CAA
	1993-94	CAA
Celeste Hill	1993-94	CAA
Pam Huntley	1991-92	CAA

## CONFERENCE TOURNAMENT MVPs

Player	Year	Conference
Shahida Williams	2007-08	CAA
TJ Jordan	2006-07	CAA
	2005-06	CAA
Shareese Grant	2004-05	CAA
	2003-04	CAA
	2002-03	CAA
Okeisha Howard	2001-02	CAA
Monique Coker	2000-01	CAA
Natalie Diaz	1999-00	CAA
	1998-99	CAA
Ticha Penicheiro	1997-98	CAA
	1994-95	CAA
Clarisse Machanguana	1996-97	CAA
	1995-96	CAA
Celeste Hill	1993-94	CAA
Pam Huntley	1992-93	CAA
	1991-92	CAA
Kelly Lyons	1989-90	Sun Belt
Adrienne Goodson	1986-87	Sun Belt
Marie Christian	1983-84	Sun Belt

## CONFERENCE ALL-ROOKIE TEAM

Player	Year	Conference
Ajah Wayne	2018-19	C-USA
Victoria Morris	2017-18	C-USA
Galaisha Goodhope	2012-13	CAA
Ashley Betz-White	2011-12	CAA
Myeisha Hall	2011-12	CAA
Jasmine Parker	2007-08	CAA
Tiffany Green	2004-05	CAA
Shareese Grant	2001-02	CAA
Monique Cooker	2000-01	CAA
Myriah Spence	2000-01	CAA
Okeisha Howard	1999-00	CAA
Alli Spence	1999-00	CAA
Mery Andrade	1995-96	CAA
Ticha Penicheiro	1994-95	CAA
Clarisse Machanguana	1994-95	CAA
Esther Benjamin	1993-94	CAA
Angie Liston	1993-94	CAA

## CONFERENCE ALL-ACADEMIC TEAM

Player	Year	Conference
Galaisha Goodhope	2013-14	C-USA
Ashley Betz-White	2012-13	(HM) CAA
Mairi Buchan	2012-13	CAA
	2011-12	CAA
	2010-11	CAA
	2009-10	CAA
Jen Nuzzo	2008-09	CAA
	2007-08	CAA
	2006-07	(2nd) CAA
	2005-06	CAA
Megan Pym	2007-08	CAA

	2006-07	CAA
	2005-06	CAA
Tish Lyons	2006-07	(2nd) CAA
	2005-06	CAA
Hamchetou Maiga-Ba	2001-02	CAA
	2000-01	CAA
Ticha Penicheiro	1996-97	CAA
Shonda Deberry	1994-95	CAA

## CONFERENCE COACHES OF THE YEAR

Coach	Year	Conference
Wendy Larry	2009-10	CAA
	2007-08	CAA
	2001-02	CAA
	1998-99	CAA
	1996-97	CAA
	1995-96	CAA
	1994-95	CAA
	1992-93	CAA
	1987-88	Sun Belt



# TEAM RECORDS

## WIN/LOSS RECORDS

Record	Stat	Year
Wins	37 (37-1)	1979-80
Fewest Wins	5 (5-21)	1990-91
Losses	23 (8-23)	2017-18
Fewest Losses	1 (37-1)	1979-80
Winning %	.974 (37-1)	1979-80
Winning Streak	41	1979-80/1980-81
Losing Streak	11	1990-91
Home Winning Streak	54	1976-81
VA Winning Streak	61	1976-82

## POINT RECORDS

Record	Stat	Year
Game High	122 vs. Virginia Union	Nov. 16, 1979
Game Low	23 vs. James Madison	Dec. 13, 1972
Opponent Game High	113 by Tennessee	Jan. 3, 2000
Opponent Game Low	10 by Chris. Newport	Dec. 14, 1971
Margin of Victory	90 (116-26) vs. Ind. St	Nov. 23, 1996
Margin of Defeat	58 (113-55) vs. Tenn.	Jan. 3, 2000
Combined Score	201 (104-97) vs. Rich.	Dec. 6, 1998
Points in 1st Half	66 vs. Long Island	Jan. 19, 1979
Points in 2nd Half	68 vs. Virginia Union	Nov. 16, 1979
Fewest Pts in 1st Half	12 at James Madison	Dec. 13, 1972
Fewest Pts in 2nd Half	11 at James Madison	Dec. 13, 1972
Opp. Pts in 1st Half	63 by Tennessee	Jan. 3, 2000
Opp. Pts in 2nd Half	59 by Richmond	Dec. 6, 1998
Points in Quarter	30 (3rd) vs. FAU	Feb. 4, 2017
Fewest Pts in Quarter	2 (1st) at VCU	Dec. 6, 2017
Opp. Pts in Quarter	32 (3rd) vs. NC State	Dec. 2, 2018
Opp. Fewest Pts in Qu.	3 (1st) at Hampton	Jan. 15, 2018
Points in Season	3,212	1979-80
Fewest Pts in Season	637	1973-74
Scoring Average	85.8	1978-79
Lowest Scoring Avg	41.7	1972-73

\* Quarter records beginning in 2015-16

## FIELD GOAL RECORDS

Record	Stat	Year
Season	1,302	1979-80
Opponent Season	883	1982-83
Low Season	605	2017-18
Opponent Season Low	641	2017-18
Game	48 vs. East Carolina	Feb. 7, 1977
Opponent Game	46 by Auburn	Dec. 20, 1986
Low Game	10 vs. Cincinnati	Dec. 3, 2017
Opponent Game Low	5 by James Madison	Dec. 13, 1972

## FIELD GOAL ATTEMPT RECORDS

Record	Stat	Year
Season	2,578	1978-79
Opponent Season	2,491	1979-80
Low Season	1,598	2017-18
Opponent Season Low	1,536	1990-91
Game	111 vs. CNU	Dec. 14, 1974
Low Game	37 at North Texas	Jan. 11, 2018

## FIELD GOAL PERCENTAGE RECORDS

Record	Stat	Year
Season	49.5% (1249-2505)	1978-79
Low Season	37.9% (605-1598)	2017-18
Game	70.7% (46-65) vs. UAB	Mar. 10, 1983
Low Game	23.1% (12-52) vs. Rice	Feb. 2, 2019

## 3PT FIELD GOAL RECORDS

Record	Stat	Year
Season	211	2018-19
Opponent Season	197	2017-18
Game	14 vs. FIU	Jan. 12, 2019
Opponent Game	15 vs. Villanova	Mar. 22, 2019

## 3PT FIELD GOAL ATTEMPT RECORDS

Record	Stat	Year
Season	730	2018-19
Opponent Season	638	2018-19
Game	39 vs. Marshall	Mar. 2, 2019
Opponent Game	45 vs. St. Fran. (PA)	Nov. 18, 2017

## 3PT FIELD GOAL PERCENTAGE RECORDS

Record	Stat	Year
Season	40.1% (130-324)	1990-91
Opponent Season	41.0% (91-222)	1990-91
Game (5 att minimum)	85.7% (6-7) vs. Texas	Jan. 5, 1996

## FREE THROWS MADE RECORDS

Record	Stat	Year
Season	608	1979-80
Opponent Season	780	1990-91
Low Season	302	2017-18
Opponent Low Season	308	1976-77
Game	56 vs. Hofstra	Jan. 16, 2005
Opponent Game	35 by Texas	Dec. 8, 1989
Low Game	0 vs. Maryland	Feb. 9, 1983
Opponent Low Game	0, 2x (last vs. GMU)	Jan. 29, 1977

## FREE THROW PERCENTAGE RECORDS

Record	Stat	Year
Season	72.5% (591-815)	1978-79
Opponent Season	72.4% (459-634)	2017-18
Low Season	58.6% (341-582)	1976-77
Opponent Low Season	50.3% (335-606)	1977-78
Game	100%, 3x (last at GMU, 5-5)	Nov. 17, 2017
Low Game	0% vs. Maryland	Feb. 9, 1983

## REBOUNDING RECORDS

Record	Stat	Year
Season	1,967	1979-80
Season Average	60.8	1975-76
Low Season Average	32.0	1985-86
Opponent Season	1,482	1977-78
Low Season	1,046	2017-18
Opponent Low Season	942	1983-84
Game	82 vs. Virginia Union	Feb. 1, 1980
Opponent Game	66 by California	Nov. 30, 2012
Low Game	21 at Tennessee	Feb. 4, 1992
Opponent Low Game	18, 2x (last vs. Wisc-GB)	Mar. 18, 2000

## ASSIST RECORDS

Record	Stat	Year
Season	916	1979-80
Season Average	24.1	1979-80
Low Season	326	1990-91
Game	34 vs. UCLA	Jan. 6, 1981
Opponent Game	29 by Kentucky	Jan. 23, 1987

## STEAL RECORDS

Record	Stat	Year
Season	570	1996-97
Game	30 vs. UNCW	Jan. 21, 1996
Opponent Game	23 by Maryland	Dec. 2, 1989

## BLOCK RECORDS

Record	Stat	Year
Season	395	1979-80
Low Season	67	1985-86
Game	16 vs. Hampton	Nov. 19, 1999

## TURNOVER RECORDS

Record	Stat	Year
Season	800	1980-81
Game	37, 2x (last vs. Tenn.)	Jan. 13, 1994
Opponent Game	48 by UNCW	Jan. 21, 1996

## PERSONAL FOUL RECORDS

Record	Stat	Year
Season	719	1991-92
Opponent Season	765	1996-97
Low Season	436	1975-76
Game	35 vs. Rutgers	Dec. 2, 1993
Opponent Game	37 by East Carolina	Feb. 7, 1999
Low Game	4 vs. Virginia Tech	Feb. 2, 1977

## 100 POINT GAMES

122-62	vs. Virginia Union	Nov. 16, 1979
116-26	vs. Indiana State	Nov. 23, 1996
113-45	vs. Virginia State	Dec. 4, 1979
112-77	vs. East Carolina	Jan. 21, 1980
112-58	vs. Clemson	Nov. 30, 1979
111-62	vs. William & Mary	Dec. 12, 1977
110-56	vs. Norfolk State	Dec. 12, 1977
110-51	vs. William & Mary	Feb. 20, 1998
109-56	vs. Va. Union	Feb. 24, 1981*
108-67	vs. Richmond	Jan. 14, 2000
108-48	vs. Virginia Tech	Jan. 27, 1978
108-46	vs. VCU	Jan. 4, 2002
107-62	vs. George Mason	Jan. 26, 1997
107-41	vs. Long Island	Jan. 19, 1980
106-53	vs. Queens	Jan. 6, 1979
106-42	vs. Norfolk State	Feb. 19, 1980
105-62	vs. Hostra	Feb. 12, 2004
105-47	at William and Mary	Jan. 1, 2002
105-50	vs. William and Mary	Feb. 2, 1996
104-97	vs. Richmond	Dec. 6, 1998
104-63	vs. Va. Union	March 4, 1973*
104-60	vs. UNC-Wilmington	Jan. 23, 1998
104-49	at American	Jan. 24, 1997
104-39	vs. George Mason	Nov. 22, 1982
103-69	vs. Norfolk State	Feb. 4, 1977
103-43	vs. VCU	Feb. 18, 1996
103-22	vs. UNC-Wilmington	Jan. 21, 1996
102-90	vs. S. California	Jan. 6, 1984
102-76	vs. UAB	Mar. 10, 1983
102-52	vs. Liberty †	Mar. 14, 1997
102-46	at George Mason	Feb. 23, 1997
101-60	vs. Radford	Dec. 19, 1978
101-35	vs. William & Mary @	Feb. 27, 1997
100-68	vs. Memphis State	Nov. 26, 1990
100-67	vs. Virginia Tech	March 1, 1984
100-66	vs. Radford *	March 2, 1979
100-64	vs. Richmond	Feb. 21, 1999
100-61	vs. Florida State	Jan. 17, 1982
100-39	vs. East Carolina	Feb. 7, 1977
64-105	vs. Auburn †	Dec. 29, 1986
69-102	at N.C. State	Feb. 3, 1990
62-102	at Tennessee	Dec. 30, 2009
79-101	at N.C. State	1976
94-100	at Northeastern	Jan. 7, 2010
46-100	at Louisville	Dec. 15, 2014

\*VAIAW (State Tournament)  
& Sun Belt Conference Tournament Semi-Finals  
#Reebok ODU Classic † NCAA Tournament  
@CAA Tournament

## OVERTIME GAMES

3/22/19	Villanova (A)	L, 86-81
11/24/18	Jacksonville (N)	W, 78-76
11/12/18	Cincinnati (A)	W, 76-72
2/17/18	UTEP (H)	W, 56-52
2/18/16	WKU (H)	L, 85-74
11/30/14	Rider (H)	L, 59-56
2/1/14	Marshall (H)	W, 65-62
11/24/13	Marist (A)	L, 87-82
1/11/12	VCU (A)	L, 76-72
11/30/11	George Washington (A)	L, 58-52
3/3/10	Towson (H)	L, 64-56
1/7/10	Northeastern (A)(3OT)	L, 100-94
3/25/08	Virginia (NCAA) (H)	W, 88-85
3/12/05	Delaware (CAA) (N)	W, 78-74
2/9/03	JMU (A)	L, 98-95
3/6/03	UNC Wilmington (A)	W, 51-48
3/18/02	Purdue (NCAA) (A)	W, 74-70
3/8/02	George Mason (CAA) (H)	W, 68-63
12/6/01	Penn State (H)	W, 80-80
11/17/00	Syracuse (H)	L, 85-84
3/16/97	Purdue (NCAA) (H)	W, 69-65
3/28/97	Stanford (NCAA) (N)	W, 83-82
1/27/94	George Mason (A)	W, 82-76
2/6/90	St. John's (A)	W, 92-86
11/22/83	Western Kentucky	L, 84-80
3/22/84	N.C. State (NCAA) (H)	W, 73-71
11/30/82	Tennessee (A)	W, 78-72



# INDIVIDUAL RECORDS



## SCORING RECORDS

CAREER		
1. Anne Donovan	1979-83	(20.0) 2,719
2. Inge Nissen	1976-80	(19.3) 2,647
3. Nancy Lieberman	1976-80	(18.1) 2,430
4. Kelly Lyons	1986-90	(18.2) 2,224
5. Jennie Simms	2014-17	(22.1) 2,126

SEASON		
1. Jennie Simms	2016-17	26.0
2. Anne Donovan	1980-81	25.1
3. Kelly Lyons	1989-90	24.7
4. Inge Nissen	1978-79	22.0
5. Nancy Lieberman	1976-77	20.9

GAME		
1. Anne Donovan	at Norfolk St. (Dec. 11, 1980)	50

## DOUBLE-FIGURE SCORING RECORDS

CAREER		
1. Anne Donovan	1979-83	116

SEASON		
1. Anne Donovan	1980-81	35

CONSECUTIVE		
1. Anne Donovan	1980-83	72

## 30+ SCORING RECORDS

CAREER		
1. Jennie Simms	2013-17	18

SEASON		
1. Jennie Simms	2016-17	12

## 40+ SCORING RECORDS

CAREER		
1. Jennie Simms	2013-17	3

SEASON		
1t. Jennie Simms	2016-17	2
1t. Anne Donovan	1980-81	2

## REBOUNDING RECORDS

CAREER		
1. Anne Donovan	1979-83	(14.5) 1,976
2. Inge Nissen	1976-80	(10.6) 1,459
3. Nancy Lieberman	1976-80	(8.7) 1,167
4. Celeste Hill	1990-94	(9.5) 1,124
5. Kelly Lyons	1986-90	(8.3) 1,008

SEASON		
1. Anne Donovan	1980-81	16.3
2. Anne Donovan	1981-82	14.7
3. Anne Donovan	1982-83	14.4
4. Anne Donovan	1979-80	12.9
5. Inge Nissen	1976-77	12.8

GAME		
1t. Inge Nissen	vs. Longwood (Mar. 3, 1978)	28
1t. Inge Nissen	vs. Va. Union (Dec. 10, 1977)	28

## ASSIST RECORDS

CAREER		
1. Nancy Lieberman	1976-80	(7.2) 961
2. Ticha Penicheiro	1994-98	(7.1) 939
3. Marie Christian	1983-87	(4.3) 492
4. Sharron Francis	1998-02	(3.9) 488
5. Debbie Richard	1976-79	(3.8) 471

SEASON		
1. Nancy Lieberman	1979-80	7.9
2. Nancy Lieberman	1976-77	7.9
3. Ticha Penicheiro	1996-97	7.5
4. Ticha Penicheiro	1997-98	7.5
5. Nancy Lieberman	1978-79	7.1

GAME		
1. Nancy Lieberman	vs. Radford (Mar. 3, 1978)	19

## STEAL RECORDS

CAREER		
1. Ticha Penicheiro	1994-98	(4.4) 591

SEASON		
1. Ticha Penicheiro	1997-98	5.0

GAME		
1. Ticha Penicheiro	vs. St. Francis (Mar. 13, 1998)	14

## BLOCK RECORDS

CAREER		
1. Anne Donovan	1979-83	(5.9) 801

SEASON		
1. Anne Donovan	1979-80	5.9

GAME		
1. Anne Donovan	vs. San Fran. (Jan. 9, 1980)	15

## GAMES PLAYED RECORDS

CAREER		
1. Angela Cotman	1976-80	140
2. Inge Nissen	1976-80	137
3. Anne Donovan	1979-83	136
4. Nancy Lieberman	1976-80	134
5t. Nyree Roberts	1994-98	133
5t. Ticha Penicheiro	1994-98	133
7. Mery Andrade	1995-99	132
8t. Debbie Richards	1975-79	131
8t. Tiffany Minor	2011-15	131
10t. Hamchetou Maiga-Ba	1998-02	130
10t. Jasmine Parker	2007-11	130

SEASON		
1t. Angela Cotman	1979-80	38
1t. Anne Donovan	1979-80	38
1t. Rhonda Rompola	1979-80	38

CONSECUTIVE		
1. Angela Cotman	1976-80	140

## GAMES STARTED RECORDS

CAREER		
1. Anne Donovan	1979-83	135

SEASON		
1t. Anne Donovan	1979-80	37
1t. Nancy Lieberman	1979-80	37
1t. Inge Nissen	1979-80	37
1t. Rhonda Rompola	1979-80	37

CONSECUTIVE		
1. Anne Donovan	1979-83	108

## MINUTES PLAYED RECORDS

CAREER		
1. Anne Donovan	1979-83	4,341

SEASON		
1. Anne Donovan	1980-81	1,158

## FIELD GOAL MADE RECORDS

CAREER		
1. Anne Donovan	1979-83	1,170

SEASON		
1. Anne Donovan	1980-81	377

GAME		
1. Anne Donovan	vs. Norfolk St. (Dec. 11, 1980)	23

## FIELD GOAL ATTEMPTS RECORDS

CAREER		
1. Inge Nissen	1976-80	2,184

SEASON		
1. Inge Nissen	1978-79	651

GAME		
1. Inge Nissen	vs. Montclair St. (Jan. 14, 1978)	33

## FIELD GOAL PERCENTAGE RECORDS

CAREER		
1. Kelly Lyons	1986-90	(887-1,373) 64.6%

SEASON		
1. Kelly Lyons	1989-90	(308-444) 69.4%

GAME		
1. Clarisse Machanguana	vs. Duke (Dec. 8, 1996)	11-11

## 3PT FIELD GOAL MADE RECORDS

CAREER		
1. T.J. Jordan	2004-08	323

SEASON		
1. T.J. Jordan	2006-07	101

GAME		
1. T.J. Jordan	at N'Eastern. (Feb. 8, 2007)	10

## 3PT FIELD GOAL ATTEMPT RECORDS

CAREER		
1. T.J. Jordan	2004-08	941

SEASON		
1. T.J. Jordan	2006-07	277

GAME		
1. T.J. Jordan	at N'Eastern. (Feb. 8, 2007)	22

## 3PT FIELD GOAL PERCENTAGE RECORDS

CAREER		
1. T.J. Jones	1987-90	(77-189) 40.7%

SEASON		
1. T.J. Jones	1989-90	(26-54) 48.2%

GAME		
1t. Myriah Spence	vs. E. Carolina (Feb. 4, 2001)	6-6
1t. Okeisha Howard	vs. UNCW (Mar. 11, 2000)	6-6

## FREE THROWS MADE RECORDS

CAREER		
1. Jennie Simms	2013-17	538

SEASON		
1. Jennie Simms	2016-17	203

GAME		
1. Jennie Simms	at UTSA (Feb. 27, 2016)	18

## FREE THROW ATTEMPTS RECORDS

CAREER		
1. Inge Nissen	1976-80	758

SEASON		
1. Jennie Simms	2016-17	255

GAME		
1. Jennie Simms	at UTSA (Feb. 27, 2016)	21

## FREE THROW PERCENTAGE RECORDS

CAREER		
1. Rhonda Rompola	1978-81	(173-226) 82.6%

SEASON		
1. Kelly Bradley	1995-96	(19-21) 90.5%

GAME		
1. Nancy Lieberman	vs. Pitt (Jan. 10, 1978)	15-15

## PERSONAL FOUL RECORDS

SEASON		
1. Inge Nissen	1978-79	118



# INDIVIDUAL PERFORMANCES

## 1,000 POINT CLUB (includes points at other schools)

#	PLAYER (YEARS)	PTS	GMS	AVG
1.	Anne Donovan (1979-1983)	2,479	136	20.0
2.	Inge Nissen (1976-1980)	2,647	137	19.3
3.	Nancy Lieberman (1976-1980)	2,430	134	18.1
4.	Kelly Lyons (1986-1990)	2,224	122	18.2
5.	Jennie Simms (2014-present) ****	2,151	104	20.7
6.	Celeste Hill (1990-1994)	2,112	118	17.9
7.	Tracy Claxton (1980-1985) *	1,999	118	16.9
8.	Medina Dixon (1982-1985) **	1,968	113	17.4
9.	Nyree Roberts (1994-1998)	1,854	133	13.9
10.	Clarisse Machanguana (1994-1997)	1,813	99	18.3
11.	Tia Lewis (2009-2012) ***	1,624	126	12.9
12.	Mery Andrade (1995-1999)	1,622	132	12.3
13.	Adrienne Goodson (1984-1988)	1,574	117	13.5
14.	Okeisha Howard (1999-2003)	1,565	124	12.6
15.	T.J. Jordan (2004-2008)	1,525	129	11.8
16.	Donna Harrington (1987-1988)	1,492	110	13.6
17.	Hamchetou Maiga (1998-2002)	1,483	130	11.4
18.	Shareese Grant (2001-2005)	1,447	129	11.2
19.	Monique Coker (2000-2004)	1,409	128	11.0
20.	Angela Cotman (1976-1980)	1,408	140	10.1
21.	Tiffany Green (2004-2009)	1,398	129	10.8
22.	Lucienne Berthieu (1998-2002)	1,382	91	15.2
23.	Ticha Penicheiro (1994-1998)	1,304	133	9.8
24.	Kim McQuarter (1985-1989)	1,275	120	10.6
25.	Jasmine Parker (2007-11)	1,271	130	9.8
26.	Shonda DeBerry (1992-1996)	1,096	125	8.8
27.	Sharron Francis (1998-2002)	1,085	126	8.6
28.	Jackie Cook (2009-2013)	1,063	122	8.7
29.	Jessica Canady (2006-2010)	1,056	120	8.8
30.	Rhonda Rompola (1978-1981)	1,050	96	10.9
31.	Aubrey Eblin (1995-1999)	1,023	121	8.8
32.	Shae Kelley (2012-2014)	1,022	65	15.7

## 1,000 REBOUND CLUB (includes rebounds at other schools)

#	PLAYER (YEARS)	REBS	GMS	AVG
1.	Anne Donovan (1979-1983)	1,976	136	14.5
2.	Inge Nissen (1976-1980)	1,459	137	10.6
3.	Tracy Claxton (1980-1985) *	1,434	118	12.2
4.	Nancy Lieberman (1976-1980)	1,167	134	8.7
5.	Tia Lewis (2009-12) ***	1,124	126	8.9
	Celeste Hill (1990-1994)	1,124	118	9.5
7.	Kelly Lyons (1986-1990)	1,008	122	8.3

\* played two seasons at Kansas

\*\* played one season at South Carolina

\*\*\* played one season at UCF

\*\*\*\* played one season at West Virginia

## SCORING BY CLASS

### SENIORS

1.	Jennie Simms	806	2016-17
2.	Kelly Lyons	764	1989-90
3.	Nyree Roberts	646	1997-98
4.	Inge Nissen	644	1979-80
5.	Celeste Hill	636	1993-94
6.	Anne Donovan	613	1982-83
7.	Nancy Lieberman	561	1979-80
8.	Medina Dixon	558	1984-85
9.	Helen Malon	538	1982-83
10.	Kim McQuarter	523	1988-89

### JUNIORS

1.	Anne Donovan	879	1981-82
2.	Inge Nissen	749	1978-79
3.	Jennie Simms	663	2015-16
4.	Kelly Lyons	657	1989-90
5.	Shae Kelley	605	2013-14
6.	Medina Dixon	602	1983-84
7.	C. Machanguana	585	1985-86
8.	Angela Jackson	513	1989-90
9.	Celeste Hill	510	1992-93
10.	T.J. Jordan	479	2006-07

### SOPHOMORES

1.	Anne Donovan	879	1980-81
2.	Nancy Lieberman	681	1977-78
3.	Jennie Simms	657	2014-15
4.	Celeste Hill	592	1991-92
5.	Medina Dixon	565	1982-83
6.	C. Machanguana	550	1995-96
7.	Kelly Lyons	505	1987-88
8.	Donna Harrington	493	1985-86
9.	Lucienne Berthieu	441	1998-99
10.	Okeisha Howard	427	2000-01

### FRESHMEN

1.	Anne Donovan	648	1979-80
2.	Nancy Lieberman	563	1976-77
3.	Angela Cotman	411	1976-77
4.	Rhonda Rompola	377	1978-79
5.	Celeste Hill	374	1990-91
6.	Ajah Wayne	369	2018-19
7.	Victoria Morris	340	2017-18
8.	Okeisha Howard	325	1999-00
9.	Adrienne Goodson	323	1984-85
10.	Tiffany Green	313	2004-05

## REBOUNDING BY CLASS

### SENIORS

1.	Anne Donovan	504	1982-83
2.	Nyree Roberts	384	1997-98
3.	Tracy Claxton	382	1984-85
4.	Inge Nissen	332	1979-80
5.	Destinee Young	320	2016-17
6.	Kelly Lyons	318	1989-90
7.	Celeste Hill	311	1993-94
8.	Nancy Lieberman	294	1979-80
9.	Medina Dixon	288	1984-85
10.	Tia Lewis	284	2011-12

### JUNIORS

1.	Anne Donovan	412	1981-82
2.	Inge Nissen	339	1978-79
3.	Shae Kelley	331	2013-14
4.	Jan Trombly	302	1978-79
5.	Medina Dixon	298	1983-84
6.	Leslie Davis	283	1989-90
7.	Celeste Hill	279	1992-93
8.	Kelly Lyons	278	1988-89
	Monique Coker	278	2002-03
10.	Nancy Lieberman	276	1978-79

### SOPHOMORES

1.	Anne Donovan	569	1980-81
2.	Nancy Lieberman	325	1977-78
3.	Celeste Hill	313	1991-92
4.	C. Machanguana	292	1994-95
5.	Donna Harrington	288	1985-86
6.	Jennie Simms	274	2014-15
7.	Medina Dixon	269	1982-83
8.	Shae Kelley	262	2012-13
9.	Leslie Davis	258	1988-89
10.	Tia Lewis	252	2009-10

### FRESHMEN

1.	Anne Donovan	491	1979-80
2.	Inge Nissen	410	1976-77
3.	Corrina Turner	278	2002-03
4.	Tiffany Green	257	2004-05
5.	Ajah Wayne	245	2018-19
6.	Kelly Lyons	221	1986-87
	Celeste Hill	221	1990-91
8.	Monique Coker	180	2000-01
9.	Nyree Roberts	171	1994-95
10.	Rhonda Rompola	169	1978-79

## ASSISTS BY CLASS

### SENIORS

1.	Nancy Lieberman	295	1979-80
2.	Ticha Penicheiro	239	1997-98
3.	Sharron Francis	180	2001-02
4.	Stephanie Garner	169	1988-89
5.	Lisa Blais	158	1984-85
6.	Natalie Diaz	152	1999-00
7.	Okeisha Howard	151	2002-03
8.	Suzanne Woolston	146	1981-82
9.	Marie Christian	145	1986-87
10.	Jennie Simms	134	2016-17

### JUNIORS

1.	Nancy Lieberman	254	1978-79
2.	Ticha Penicheiro	271	1996-97
3.	Jazzmin Walters	179	2007-08
4.	Taylor Edwards	139	2018-19
5.	Marie Christian	132	1985-86
6.	Medina Dixon	131	1983-84
7.	Shareese Grant	127	2003-04
8.	Suzanne Woolston	115	1980-81
9.	Jasmine Parker	114	2009-10
10.	Jennie Simms	113	2015-16

### SOPHOMORES

1.	Ticha Penicheiro	226	1995-96
2.	Nancy Lieberman	200	1977-78
3.	Rhonda Rompola	151	1979-80
4.	Medina Dixon	146	1982-83
5.	Sharron Francis	127	1999-00
6.	Alli Spence	121	2000-01
7.	Galaisha Goodhope	115	2013-14
8.	Jazzmin Walters	100	2006-07
9.	Deanna Vander Plas	92	1991-92
10.	Marie Christian	89	1984-85

### FRESHMEN

1.	Nancy Lieberman	212	1977-78
2.	Ticha Penicheiro	203	1994-95
3.	Alli Spence	178	1999-00
4.	Marie Christian	126	1983-84
5.	Ashley Betz-White	110	2011-12
6.	Rhonda Rompola	105	1978-79
7.	Kate Larkin	91	1980-81
8.	Kim McQuarter	81	1985-86
9.	Sharron Francis	79	1998-99
10.	Pam Elliott	76	1980-81

## 30+ POINT GAMES

Anne Donovan	50	at Norfolk State	12/11/80
Jennie Simms	45	at FIU	1/29/15
Inge Nissen	43	Radford	3/2/79
Jennie Simms	43	Marshall	1/5/17
Inge Nissen	42	Montclair State	1/14/78
Kelly Lyons	42	Texas	12/8/89
Anne Donovan	41	Rutgers	2/7/81
Jennie Simms	41	at FAU	2/4/17
Nancy Lieberman	40	Norfolk State	12/12/77
Jennie Simms	39	at UTSA	2/27/16
Anne Donovan	38	Tennessee	12/2/81
Nyree Roberts	38	at George Mason	2/23/97
Anne Donovan	37	Oregon	12/18/80
Anne Donovan	36	Boston U.	12/22/80
Anne Donovan	35	Tennessee	2/16/80
C. Machanguana	35	Liberty	3/14/97
Inge Nissen	35	James Madison	12/11/78
Jennie Simms	35	Charlotte	2/16/16
Jennie Simms	35	at William & Mary	12/29/15
Jennie Simms	35	Dartmouth	11/30/16
Kelly Lyons	35	Fairfield	11/25/89
Shareese Grant	35	Delaware	3/12/05
Jennie Simms	34	Rice	1/26/17
Kelly Lyons	34	S.F. Austin	2/24/89
Medina Dixon	34	Kentucky	1/28/84
T.J. Jordan	34	Northeastern	2/8/07
Anne Donovan	33	Va. Union	3/7/81
C. Machanguana	33	at VCU	2/21/97
Inge Nissen	33	Virginia	12/17/76
Inge Nissen	33	Tennessee	3/10/79
Inge Nissen	33	N.C. State	3/9/79
Jennie Simms	33	North Texas	3/3/16
Jennie Simms	33	at Duke	11/22/16
Jennie Simms	33	Charlotte	1/21/17
Jennie Simms	33	at Marshall	2/23/17
Jennie Simms	33	vs. Southern Miss	3/9/17
Kelly Lyons	33	at South Florida	2/24/90
Nancy Lieberman	33	N.C. State	3/10/77
Nancy Lieberman	33	Queens	1/6/79
Nyree Roberts	33	Richmond	12/6/97

Anne Donovan	32	Tennessee	3/14/81
C. Machanguana	32	UNC Wilim.	1/21/96
Inge Nissen	32	Kansas State	3/16/79
Jennie Simms	32	vs. North Texas	3/9/16
Jennie Simms	32	vs. Dayton	12/21/16
Jennie Simms	32	at FIU	2/2/17
Kelly Lyons	32	James Madison	2/1/89
Kelly Lyons	32	G. W. U.	12/28/89
Kelly Lyons	32	at S. California	1/3/90
Lucienne Berthieu	32	at James Madison	1/27/02
Shae Kelley	32	East Carolina	3/5/14
Anne Donovan	31	Virginia State	11/20/81
C. Machanguana	31	William & Mary	2/27/97
C. Machanguana	31	William & Mary	2/2/96
C. Machanguana	31	Rutgers	1/10/95
Donna Harrington	31	West Virginia	12/13/86
Jennie Simms	31	UTSA	3/4/17
Kelly Lyons	31	at Kent State	12/21/88
Lucienne Berthieu	31	Memphis	12/3/99
Nancy Lieberman	31	East Carolina	2/7/77
Nancy Lieberman	31	at Queens	1/8/77
Nancy Lieberman	31	Kentucky	3/11/78
Nancy Lieberman	31	North Carolina	12/6/77
Anne Donovan	30	Merced	2/4/81
Anne Donovan	30	at Va. Tech	12/7/81
Anne Donovan	30	Cheyney State	12/19/81
Jennie Simms	30	UTEP	3/2/17
Kelly Lyons	30	Richmond	2/14/90
Lucienne Berthieu	30	vs. Kansas State	3/23/02
Mery Andrade	30	#10 Colorado	12/30/95
Nancy Lieberman	30	Norfolk State	2/21/78
Nancy Lieberman	30	at Va. State	1/28/77
Tia Lewis	30	Georgia State	1/4/12

## 20+ REBOUND GAMES

Inge Nissen	28	Longwood	3/4/78
Inge Nissen	28	Virginia Union	12/10/77
Anne Donovan	26	East Carolina	1/21/80
Anne Donovan	25	Kentucky	2/5/83
Anne Donovan	24	Boston U.	12/22/80
Anne Donovan	22	Pennsylvania	2/23/83

Anne Donovan	22	UCLA	1/7/82
Anne Donovan	22	Norfolk State	12/11/80
Anne Donovan	22	USC	12/16/80
Anne Donovan	22	Oregon	12/18/80
Anne Donovan	22	Virginia Tech	1/25/81
Inge Nissen	22	Radford	12/19/78
Inge Nissen	22	Montclair State	1/14/78
Inge Nissen	22	Norfolk State	2/4/77
Ije Ajemba	21	Charlotte	3/10/16
Tracy Claxton	21	NE Louisiana	3/29/85
Anne Donovan	21	Nor	

# YEARLY INDIVIDUAL LEADERS



## SCORING

1976-77	Nancy Lieberman/Fr.	563	20.9
1977-78	Nancy Lieberman/So.	681	20.2
1978-79	Inge Nissen/Jr.	749	22.0
1979-80	Inge Nissen/Sr.	644	17.4
1980-81	Anne Donovan/So.	879	25.1
1981-82	Anne Donovan/Jr.	879	20.7
1982-83	Anne Donovan/Sr.	613	17.5
1983-84	Medina Dixon/Jr.	602	20.5
1984-85	Medina Dixon/Sr.	558	16.4
1985-86	Donna Harrington/So.	493	16.3
1986-87	Donna Harrington/Jr.	488	15.3
1987-88	Kelly Lyons/So.	505	17.4
1988-89	Kelly Lyons/Jr.	657	20.5
1989-90	Kelly Lyons/Sr.	764	24.7
1990-91	Celeste Hill/Fr.	374	14.4
1991-92	Celeste Hill/So.	592	19.1
1992-93	Celeste Hill/Jr.	510	17.0
1993-94	Celeste Hill/Sr.	636	20.5
1994-95	Clarisse Machanguana/So.	550	16.7
1995-96	Clarisse Machanguana/Jr.	585	18.3
1996-97	Clarisse Machanguana/Sr.	678	19.9
1997-98	Nyree Roberts/Sr.	646	20.2
1998-99	Lucienne Berthieu/So.	441	14.2
1999-00	Lucienne Berthieu/Jr.	464	17.8
2000-01	Okeisha Howard/So.	427	14.2
2001-02	Lucienne Berthieu/Sr.	477	14.0
2002-03	Okeisha Howard/Jr.	475	14.8
2003-04	Monique Coker/Sr.	477	14.9
2004-05	Shareese Grant/Sr.	452	15.1
2005-06	T.J. Jordan/So.	414	13.4
2006-07	T.J. Jordan/Jr.	479	14.5
2007-08	T.J. Jordan/Sr.	431	12.7
2008-09	Tiffany Green/Sr.	398	13.7
2009-10	Tia Lewis/So.	368	11.2
2010-11	Tia Lewis/Jr.	376	12.1
2011-12	Tia Lewis/Sr.	520	16.3
2012-13	Jackie Cook/Sr.	420	13.5
	Shae Kelley/So.	417	13.5
2013-14	Shae Kelley/Jr.	605	17.8
2014-15	Jennie Simms/So.	657	19.3
2015-16	Jennie Simms/Jr.	663	21.4
2016-17	Jennie Simms/Sr.	806	26.0
2017-18	Victoria Morris/Fr.	340	11.0
2018-19	Victoria Morris/So.	308	12.8

## REBOUNDING

1976-77	Inge Nissen/Fr.	410	12.8
1977-78	Inge Nissen/So.	378	11.1
1978-79	Inge Nissen/Jr.	339	10.0
1979-80	Anne Donovan/Fr.	491	12.9
1980-81	Anne Donovan/So.	369	16.3
1981-82	Anne Donovan/Jr.	412	14.7
1982-83	Anne Donovan/Sr.	504	14.4
1983-84	Tracy Claxton/Jr.	260	11.3
1984-85	Tracy Claxton/Sr.	382	11.2
1985-86	Donna Harrington/So.	288	10.7
1986-87	Donna Harrington/Jr.	270	9.0
1987-88	Adrienne Goodson/Sr.	228	6.6
1988-89	Kelly Lyons/Jr.	278	3.7
1989-90	Kelly Lyons/Sr.	317	10.3
1990-91	Celeste Hill/Fr.	221	8.5
1991-92	Celeste Hill/So.	313	10.1
1992-93	Celeste Hill/Jr.	279	9.3
1993-94	Celeste Hill/Sr.	311	10.0
1994-95	Clarisse Machanguana/So.	292	8.8
1995-96	Clarisse Machanguana/Jr.	209	6.5
1996-97	Nyree Roberts/Jr.	288	8.0
1997-98	Nyree Roberts/Sr.	384	12.0
1998-99	Lucienne Berthieu/So.	246	7.9
1999-00	Lucienne Berthieu/Jr.	231	8.9
2000-01	Hamchetou Maiga/Jr.	223	7.4
2001-02	Hamchetou Maiga/Sr.	276	8.1
2002-03	Monique Coker/Jr.	278	8.7
2003-04	Monique Coker/Sr.	305	9.5
2004-05	Tiffany Green/Fr.	257	8.3
2005-06	Sherida Triggs/Jr.	222	7.2
2006-07	Tiffany Green/So.	199	6.0
2007-08	Tiffany Green/Jr.	275	7.6
2008-09	Jessica Canady/Jr.	230	9.6
2009-10	Tia Lewis/So.	252	7.6
2010-11	Tia Lewis/Jr.	243	7.8
2011-12	Tia Lewis/Sr.	284	8.9
2012-13	Shae Kelley/So.	262	8.5
2013-14	Shae Kelley/Jr.	331	9.7
2014-15	Jennie Simms/So.	274	8.1
2015-16	Ije Ajemba/Jr.	259	8.9
2016-17	Destinee Young/Sr.	320	10.7
2017-18	Taylor Edwards/So.	187	6.0
2018-19	Ajah Wayne/Fr.	245	7.9

## ASSISTS

1976-77	Nancy Lieberman/Fr.	212	7.9
1977-78	Nancy Lieberman/So.	200	8.9
1978-79	Nancy Lieberman/Jr.	254	7.1
1979-80	Nancy Lieberman/Sr.	295	7.9
1980-81	Suzanne Woolston/Jr.	115	8.4
1981-82	Suzanne Woolston/Sr.	146	4.2
1982-83	Medina Dixon/So.	146	8.2
1983-84	Medina Dixon/Jr.	181	4.5
1984-85	Lisa Blais/Sr.	158	4.6
1985-86	Marie Christian/Jr.	132	5.3
1986-87	Marie Christian/Jr.	145	4.3
1987-88	Adrienne Goodson/Sr.	103	3.6
	Stephanie Garner/Jr.	103	3.6
1988-89	Stephanie Garner/Sr.	169	8.6
1989-90	Angela Jackson/Sr.	126	4.1
1990-91	Lee Etta Cummings/Sr.	68	2.6
1991-92	Pam Huntley/Jr.	95	3.1
1992-93	Pam Huntley/Sr.	76	2.6
	Celeste Hill/Jr.	76	2.6
1993-94	Deanna Vander Plas/Sr.	112	3.6
1994-95	Ticha Penicheiro/Fr.	203	6.2
1995-96	Ticha Penicheiro/So.	226	7.1
1996-97	Ticha Penicheiro/Jr.	271	7.5
1997-98	Ticha Penicheiro/Sr.	239	7.5
1999-00	Alli Spence/Fr.	178	5.2
2000-01	Alli Spence/So.	121	4.0
2001-02	Sharron Francis/Sr.	180	5.3
2002-03	Okeisha Howard/Sr.	151	4.7
2003-04	Shareese Grant/Jr.	127	4.0
2004-05	Shareese Grant/Sr.	126	4.1
2005-06	Lawona Davis/Sr.	80	2.6
2006-07	Jazzmin Walters/So.	100	3.1
2007-08	Jazzmin Walters/Jr.	179	5.0
2008-09	Jazzmin Walters/Sr.	104	5.0
2009-10	Jasmine Parker/Jr.	114	3.5
2010-11	Jasmine Parker/Sr.	132	4.3
2011-12	Ashley Betz-White/Fr.	110	3.4
2012-13	Ashley Betz-White/So.	67	2.3
2013-14	Galaisha Goodhope/So.	115	3.4
2014-15	Ashley Betz-White/Sr.	91	2.7
2015-16	Jennie Simms/Jr.	113	3.6
2016-17	Jennie Simms/Sr.	134	4.3
2017-18	MaKayla Simmons/Jr.	109	3.5
2018-19	Taylor Edwards/Jr.	139	4.3

## STEALS

1976-77	Nancy Lieberman/Fr.	99	3.6
1977-78	Nancy Lieberman/So.	127	3.7
1978-79	Nancy Lieberman/Jr.	144	4.0
1979-80	Nancy Lieberman/Sr.	142	8.8
1980-81	Rhonda Rompolo/Jr.	86	2.5
1981-82	Helen Malone/Jr.	49	1.8
1982-83	Medina Dixon/So.	34	2.4
1983-84	Medina Dixon/Jr.	86	8.0
1984-85	Medina Dixon/Sr.	79	2.3
1985-86	Kim McQuarter/Fr.	48	1.7
1986-87	Donna Harrington/Jr.	85	1.8
1987-88	Adrienne Goodson/Sr.	60	2.1
1988-89	Kelly Lyons/Jr.	51	1.6
1989-90	Kelly Lyons/Sr.	67	2.2
1990-91	T.J. Jones/Sr.	37	1.6
1991-92	Celeste Hill/So.	114	3.7
1992-93	Celeste Hill/Jr.	80	2.7
1993-94	Celeste Hill/Sr.	107	3.5
1994-95	Ticha Penicheiro/Fr.	132	4.0
1995-96	Ticha Penicheiro/So.	137	4.3
1996-97	Ticha Penicheiro/Jr.	161	4.5
1997-98	Ticha Penicheiro/Sr.	161	5.0
1998-99	Mery Andrade/Sr.	119	3.7
1999-00	Natalie Diaz/Sr.	94	2.8
2000-01	Sharron Francis/Jr.	68	2.3
2001-02	Sharron Francis/Sr.	82	2.4
2002-03	Shareese Grant/So.	48	1.5
2003-04	Max Nhassengo/Sr.	83	2.6
2004-05	Shareese Grant/Sr.	66	2.1
2005-06	Sherida Triggs/Jr.	41	1.3
2006-07	Jazzmin Walters/So.	56	1.8
2007-08	Shahida Williams	56	1.6
2008-09	Jessica Canady/Jr.	54	2.3
2009-10	Jasmine Parker/Jr.	80	2.4
2010-11	Jasmine Parker/Sr.	98	3.2
2011-12	JoNiquia Guilford/Jr.	51	1.6
2012-13	Shae Kelley/So.	73	2.4
2013-14	Shae Kelley/Jr.	61	1.8
2014-15	Ashley Betz-White/Jr.	51	1.5
2015-16	Jennie Simms/Jr.	47	1.5
2016-17	Jennie Simms/Sr.	50	1.6
2017-18	Taylor Edwards/So.	62	2.0
2018-19	Ajah Wayne/Fr.	53	1.7

## FIELD GOAL PERCENTAGE

1976-77	Heidi Doherty/Jr.	52.7
1977-78	Angela Cotman/So.	51.0
1978-79	Jan Tromby/Jr.	54.5
1979-80	Anne Donovan/Fr.	63.0
1980-81	Anne Donovan/So.	63.8
1981-82	Anne Donovan/Jr.	64.0
1982-83	Anne Donovan/Sr.	61.4
1983-84	Tracy Claxton/Jr.	56.6
1984-85	Dawn Cullen/Jr.	48.6
1985-86	Donna Harrington/So.	53.0
1986-87	Kelly Lyons/Fr.	62.6
1987-88	Kelly Lyons/So.	62.5
1988-89	Kelly Lyons/Jr.	62.1
1989-90	Kelly Lyons/Sr.	69.4
1990-91	Celeste Hill/Fr.	58.9
1991-92	Celeste Hill/So.	61.2
1992-93	Celeste Hill/Jr.	54.4
1993-94	Celeste Hill/Sr.	55.6
1994-95	Clarisse Machanguana/So.	60.5
1995-96	Clarisse Machanguana/Jr.	62.7
1996-97	Clarisse Machanguana/Sr.	65.2
1997-98	Nyree Roberts/Jr.	63.2
1998-99	Lucienne Berthieu/So.	61.4
1999-00	Lucienne Berthieu/Jr.	60.7
2000-01	Hamchetou Maiga/Jr.	57.3
2001-02	Lucienne Berthieu/Sr.	58.9
2002-03	Shareese Grant/So.	52.1
2003-04	Max Nhassengo/Sr.	52.1
2004-05	Tiffany Green/Fr.	55.9
2005-06	Sherida Triggs/Jr.	57.3
2006-07	Tiffany Green/So.	50.2
2007-08	Jessica Canady/So.	56.5
2008-09	Tiffany Green/Jr.	47.5
2009-10	Tia Lewis/So.	50.5
2010-11	Alena Voronina/Sr.	54.3
2011-12	Tia Lewis/Jr.	48.6
2012-13	Shae Kelley/So.	49.7
2013-14	Shae Kelley/Jr.	46.8
2014-15	Destinee Young/So.	44.4
2015-16	Ije Ajemba/Jr.	44.9
2016-17	Ashley Jackson/Jr.	51.4
2017-18	Taylor Edwards/So.	49.7
2018-19	Dejah Carter	62.5

## FREE THROW PERCENTAGE

1976-77	Nancy Lieberman/Fr.	70.5
1977-78	Nancy Lieberman/So.	73.0
1978-79	Rhonda Rompolo/Fr.	85.1
1979-80	Rhonda Rompolo/So.	83.0
1980-81	Rhonda Rompolo/Jr.	80.1
1981-82	Beth Wilkerson/So.	76.1
1982-83	Helen Malone/Sr.	76.1
1983-84	Medina Dixon/Jr.	78.7
1984-85	Medina Dixon/Sr.	60.8
	Donna Harrington/Fr.	60.8
1985-86	Bridget Jenkins/Jr.	75.6
1986-87	Liz Connahan/Jr.	77.8
1987-88	Liz Connahan/Sr.	87.0
1988-89	Kim McQuarter/Sr.	76.7
1989-90	Kelly Lyons/Sr.	71.4
1990-91	T.J. Jones/Sr.	87.0
1991-92	Celeste Hill/So.	74.7
1992-93	Pam Huntley/Sr.	77.9
1993-94	Celeste Hill/Jr.	78.8
1994-95	Sarah Willyerd/Jr.	72.7
1995-96	Kelly Bradley/So.	90.5
1996-97	Mery Andrade/Jr.	73.4
1997-98	Aubrey Eblin/Jr.	89.5
1998-99	Aubrey Eblin/Sr.	83.0
1999-00	Okeisha Howard/Fr.	84.0
2000-01	Okeisha Howard/So.	79.4
2001-02	Sharron Francis/Sr.	86.3
2002-03	Okeisha Howard/Sr.	79.5
2003-04	Shareese Grant/Jr.	81.7
2004-05	Lawona Davis/Jr.	81.7
2005-06	Lawona Davis/Sr.	74.7
2006-07	Tish Lyons/Sr.	79.5
2007-08	T.J. Jordan/Sr.	74.7
	Megan Pym/Sr.	74.7
2008-09	Jen Nuzzo/Sr.	75.0
2009-10	Jasmine Parker/Jr.	78.8
2010-11	Kquanise Byrd/Sr.	82.8
2011-12	Jackie Cook/Jr.	83.9
2012-13	Becca Allison/Jr.	80.7
2013-14	Becca Allison/Sr.	76.4
2014-15	Ashley Betz-White/Jr.	72.6
2015-16	Gianna Smith/Fr.	82.8
2016-17	Jennie Simms/Sr.	79.6
2017-18	Carley Brew/Jr.	80.0
2018-19	Mariah Adams/Fr.	74.4





# NCAA TOURNAMENT HISTORY

## NCAA TOURNAMENT HISTORY

### 1982

St. Peter's	W 75-42	Norfolk, Va.
Kansas State	L 76-67	Raleigh, N.C.

### 1983

St. John's	W 86-63	Norfolk, Va.
Maryland	W 74-57	University Park, Pa.
Penn State	W 74-60	University Park, Pa.
La. Tech	L 71-55	Norfolk, Va.

### 1984

Penn State	W 87-65	Norfolk, Va.
N.C. State	W 73-71	Norfolk, Va.
Cheyney St.	L 80-71	Norfolk, Va.

### 1985

Syracuse	W 88-63	Norfolk, Va.
N.C. State	W 77-67	Norfolk, Va.
Ohio State	W 72-68	Norfolk, Va.
N.E. La	W 57-47	Austin, Texas
Georgia	W 70-65	Austin, Texas

### 1987

UNC	W 76-58	Chapel Hill, N.C.
Auburn	L 77-61	Norfolk, Va.

### 1988

Rutgers	L 88-78	Piscataway, N.J.
---------	---------	------------------

### 1989

Villanova	W 66-41	Norfolk, Va.
Mississippi	L 74-58	Oxford, Miss.

### 1990

St. Joseph's	W 91-69	Norfolk, Va.
Tennessee	L 87-68	Knoxville, Tenn.

### 1992

UNC	L 60-54	Chapel Hill, N.C.
-----	---------	-------------------

### 1993

Tenn. Tech	W 77-60	Norfolk, Va.
Iowa	L 82-56	Norfolk, Va.

### 1994

St. Joseph's	W 56-55	Norfolk, Va.
UNC	L 63-52	Chapel Hill, N.C.

### 1995

Florida Int.	L 81-76	Knoxville, Tenn.
--------------	---------	------------------

### 1996

Holy Cross	W 83-56	Norfolk, Va.
Toledo	W 72-66	Norfolk, Va.
Virginia	L 72-60	Charlottesville, Va.

### 1997

Liberty	W 102-52	Norfolk, Va.
Purdue	W 69-65 (OT)	Norfolk, Va.
LSU	W 62-49	W. Lafayette, Ind.
Florida	W 53-52	W. Lafayette, Ind.
Stanford	W 83-82	Cincinnati, Ohio
Tennessee	L 68-59	Cincinnati, Ohio

### 1998

St. Francis	W 92-39	Norfolk, Va.
Nebraska	W 75-60	Norfolk, Va.
NC State	L 55-54	Dayton, Ohio

### 1999

Tenn. Tech	W 74-48	Norfolk, Va.
Maine	W 72-62	Norfolk, Va.
Duke	L 78-63	Greensboro, N.C.

### 2000

UW-Green Bay	W 94-85	Norfolk, Va.
SMU	W 96-76	Norfolk, Va.
LA Tech	L 74-86	Kansas City, Mo.

### 2001

Washington	L 67-65	Gainesville, Fla.
------------	---------	-------------------

### 2002

Georgia	W 68-54	W. Lafayette, Ind.
Purdue	W 74-70 (OT)	W. Lafayette, Ind.
Kansas St.	W 88-62	Milwaukee, Wisc.
UConn	L 64-85	Milwaukee, Wisc.

### 2003

Boston College	L 72-73	Norfolk, Va.
----------------	---------	--------------

### 2004

Marquette	L 64-67	Durham, N.C.
-----------	---------	--------------

### 2005

Virginia	L 57-79	Minneapolis, Minn.
----------	---------	--------------------

### 2006

George Wash.	L 72-87	Norfolk, Va.
--------------	---------	--------------

### 2007

Florida State	L 75-85	Palo Alto, Calif.
---------------	---------	-------------------

### 2008

Liberty	W 82-62	Norfolk, Va.
Virginia	W 88-85 (OT)	Norfolk, Va.
UConn	L 63-78	Greensboro, N.C.

## NCAA TOURNAMENT SEEDS

1982	#1
1983	#2
1984	#1
1985	#1
1987	#5
1988	#6
1989	#6
1990	#8
1992	#10
1993	#7
1994	#6
1995	#8
1996	#2
1997	#1
1998	#1
1999	#2
2000	#4
2001	#11
2002	#7
2003	#12
2004	#8
2005	#11
2006	#10
2007	#7
2008	#5

## NCAA ALL-TOURNAMENT TEAM

### Final Four

1983	Anne Donovan
1985	Tracy Claxton (MVP)
	Medina Dixon
1997	Clarisse Machanguana
	Ticha Penicheiro
	Nyree Roberts

### East Regional

1983	Medina Dixon (MVP)
	Anne Donovan
1984	Medina Dixon
1985	Medina Dixon (MVP)
	Donna Harrington
	Tracy Claxton

### Midwest Regional

1987	Donna Harrington
1997	Ticha Penicheiro
	Mery Andrade
	Aubrey Eblin
2002	Lucienne Berthieu

## AIAW TOURNAMENT HISTORY

### 1977

Morehead St.	W 77-67	Memphis, Tenn.
Tennessee	L 60-61	Memphis, Tenn.
N.C. State	L 75-77	Memphis, Tenn.

### 1978

Memphis St.	W 64-51	Chapel Hill, N.C.
N.C. State	L 57-5	Chapel Hill, N.C.
Kentucky	W 82-66	Chapel Hill, N.C.

### 1979

UNC	W 81-60	Knoxville, Tenn.
N.C. State	W 78-73	Knoxville, Tenn.
Tennessee	W 74-72	Knoxville, Tenn.
Kansas State	W 96-75	
Maryland	W 69-51	
UCLA	W 87-82	Greensboro, N.C.
La. Tech	W 75-65	Greensboro, N.C.

### 1980

UNC	W 89-61	Columbia, S.C.
N.C. State	W 70-59	Columbia, S.C.
Tennessee	W 68-67	Columbia, S.C.
BYU	W 88-66	Norfolk, Va.
Rutgers	W 84-62	Norfolk, Va.
LA Tech	W 73-59	Mt. Pleasant, Mich.
Tennessee	W 68-53	Mt. Pleasant, Mich.

### 1981

East Carolina	W 81-70	Norfolk, Va.
S. Carolina	W 73-71	Norfolk, Va.
Tennessee	L 64-65	Norfolk, Va.
S. F. Austin	W 60-54	Norfolk, Va.
L. Beach St.	W 76-60	Norfolk, Va.
Tennessee	L 65-68	Eugene, Ore.
USC	W 68-65	Eugene, Ore.

## NATIONAL CHAMPIONSHIPS

### 1977-78 WNIT CHAMPIONSHIP

#### March 19, 1978, Amarillo, Texas

#### Old Dominion 70, Texas 60

#### Texas (60)

Waggoner 11-26, 6-6,2,28; Fortner 6-7,0-0,4,1,12; Burns 1-8,0-0,13,2; Denton 0-0,0-0,2,0; Basinger 4-15,2-4,3,10; Nelson 0-2,0-0,1,0; Swindell 3-14, 2-4,11,8; Totals: 25-73 (.342), 10-14 (.714),39,60.

#### Old Dominion (70)

Lieberman 10-27,0-0,8,2,20; Richardson 2-3,0-0,3,4; Richard 2-3,1-2,1,5; Cotman 7-10,0-0,7,14; Van Buskirk 1-2,0-2,1,2; Jerome 1-1,0-0,2,2; Nissen 8-20,7-14,2,3; Totals: 31-67 (.463), 8-11 (.727), 42,70.

Fouled Out: Texas-Swindell; ODU-Van Buskirk; Scores by Halves: Texas 30-30-60; ODU 39-31-70; Att: 2,116.

### 1978-79 AIAW NATIONAL CHAMPIONSHIP

#### March 25, 1979, Greensboro, N.C.

#### Old Dominion 75, Louisiana Tech 65

#### Old Dominion (75)

Cotman 3-10 0-0,1,4,6; Trombly 6-11,3-5,6,4 15; Nissen 9-27,4-6,15,4,22; Lieberman 8-12,4-4,7,4,20; Rompola 5-10, 0-0,4,0,10; Richard 0-0,0-0,1,0,0; Richardson 0-0,0-0,0,0; Jerome 1-1,0-0,0,1,2; Totals: 32-71 (.451), 11-13 (.846), 38,17,75.

#### Louisiana Tech (65)

Cook,7-11,0-0,4,1,14; Ford 0-0,4-6,1,1,4; Griffin 6-24,4-5,15,3,16; Turner 7-18,4-4,8,2,18; Kendrick 1-3,4-4,3,4,6; Kelly 2-6,3-5,9,2,7; Totals: 23-62 (.371),19-24 (.79.2),45,13,65.

Assist Leaders: ODU-Lieberman (7), La.Tech-Kendrick(6); Fouled Out: none; Turnovers: ODU (15), La.Tech (25); Scores by Halves: ODU 27-48-75; La.Tech 32-33-65; Att: 2,877; Officials: Wright, Sansevero

### 1979-80 AIAW NATIONAL CHAMPIONSHIP

#### March 23, 1980, Mt. Pleasant, Mich.

#### Old Dominion 68, Tennessee 53

#### Old Dominion (68)

Lieberman 3-6,6-6,9,5,12; Richardson 0-0,0-0, 0,0,0; Cotman 4-6,1-2,3,4,9; Donovan 3-7,11,7,4,7; Rompola 4-12,2-2,8,2,10; Critelli 4-7,2-2,1,2,10; Brown 0-0,0-0,1,0,0; Jerome 0-0,0-0,0,0,0; Nissen 10-22,0-3,7,3,20; Totals: 28-60 (.467),12-16 (.750),48,20,68; Tennessee (53)

Rankin 7-17,3-4,9,4,17; Warlick 1-8,1-3,3,4,3; Noble 5-13,4-9,6,4,14; Clower 1-2,0-0,0,0,0,2; O'Neil 2-5,0-0,1,1,4; Henry 2-10,0-0,1,2,4; Groover 2-5,5-6,2,4,9; Ely 0-0,0-1,2,0,0; Totals: 20-60 (.333), 13-23 (.565),31,19,53; Assist Leaders: ODU-Lieberman (6), UT-Warlick (4); Fouled Out: ODU-Lieberman; Turnovers: ODU (26),UT (16); Scores by Halves: ODU: 32-36-68; UT: 24-29-53; Att: 5,308; Officials: Indriso, Wright

### 1984-85 NCAA NATIONAL CHAMPIONSHIP

#### March 31, 1985, Austin, Texas

#### Old Dominion 70, Georgia 65

#### Georgia (65)

Harris 6-10,1-3,6,3,13; O'Connor 4-8,2-2,5,3,10; McClain 3-7,2-3,8,5,8; Abrams 0-1,4-4,0,1,4; Edwards 5-15,1-2,1,5,11; Waites 8-14,3-4,3,2,19; Bootz 0-2,0-0,3,4,0; Totals: 26-57 (.456),13-18 (.722), 30,23,65.

#### Old Dominion (70)

Claxton 7-17,3-4,20,3,17; Goodson 3-10,3-4,6,0,9; Dixon 9-21, 0-3,15,3,18; Christian 4-9,3-4,2,5,11; Jenkins 2-7,2-2,4,1,6; Cullen 2-7,1-2,3,1,5; Blais 0-0,0-0,0,1,0; Harrington 2-5,0-2,5,3,4; Jenkins, A. 0-0,0-0,0,0,0; Totals: 29-76 (.382), 12-21 (.571), 57,17,70;

Assist Leaders: UG-Waites (4), ODU-Blaise/Dixon (3); Fouled Out: UG-McClain, Edwards; ODU-Christian; Turnovers: UG (15), ODU (19); Scores by Halves: UG 31-34-65; ODU: 30-40-70; Att: 7,597; Officials: Courteau, Stokes

### 1996-97 NCAA NATIONAL CHAMPIONSHIP

#### March 30, 1997, Cincinnati, Ohio

#### Tennessee 68, Old Dominion 59

#### Tennessee (68)

Johnson 4-4,0-0,8; Holdscraw 11-20,2-3,2,4; Thompson 4-4, 0-3, 8; Elzy 1-3,0-1,2; Jolly 1-5,2-2,5; Butts 4-7,0-0,8; Milligan 0-0,0-0,0; Greene 0-1,1-2,1; Laxton 0-0, 0-0, 0; Stephens 0-0, 0-0, 0; Conklin 4-5, 2-2, 12; Totals: 29-49 (.592),7-13 (.538), 68.

#### Old Dominion (59)

Andrade 2-7,0-0,4; Machanguana 7-13,2-2,16; Roberts 6-8,1-2,13; Himes 0-1,0-0,0; Penicheiro 4-13,2-2,10; Eller 2-4,0-0,4; Eblin 3-11,2-4,11; Small 0-0,0-0,0; Diaz 0-5,0-0,0; Bradley 0-0, 0-0,0; Totals 24-62 (.387), 7-10 (.700), 59.

Assist Leaders: UT-Jolly (11),ODU-Penicheiro (8); Fouled Out: ODU- Andrade, Machanguana: UT (13), ODU (16); Scores by Halves: UT: 34-34-68; ODU 22-37-59; Att: 16,714; Officials: Kantner, Palmer, McKinney

# MONARCHS IN THE PROS




WNBA PLAYER	YEARS ACTIVE	DRAFT RD	TEAMS	NOTES
Mery Andrade	1999-2004	2nd	Cleveland, Charlotte	
Lucienne Berthieu	2002-2004	2nd	Cleveland, Houston	
Sharron Francis	2002	4th	Minnesota	
Adrienne Goodson	1999-2005	3rd	Utah, San Antonio, Houston/Charlotte	2002 WNBA All-Star
Nancy Lieberman	1980-2008	1st (WBL)/2nd	Dallas, Springfield, Long Island, Phoenix, Detroit	Oldest player to play in WNBA game at 50 years old
Hamchetou Maiga-Ba	2002-2010	1st	Sacramento, Houston, Minnesota	
Clarisse Machanguana	1999-2002	1st (ABL)/2nd	Los Angeles, Charlotte, Orlando	
Inge Nissen	1980-1981	1st (WBL)	Chicago (WBL)	All-WBL, WBL All-Star
Ticha Penicheiro	1998-2012	1st	Sacramento, Los Angeles, Chicago	4x WNBA All-Star, 3x All-WNBA
Nyree Roberts	1998	2nd	Houston	
Shae Kelley	2015	3rd	Minnesota	2015 WNBA Champion
Jennie Simms	2017-present	2nd	Washington, Indiana	
Tiffany Thompson	2002	4th	Los Angeles	

PRO COACH	YEARS ACTIVE	TEAMS	NOTES
Anne Donovan	1998-2015	Philadelphia (ABL), Indiana, Charlotte, Seattle, New York, Connecticut	Won 2004 WNBA Championship with Seattle
Nancy Lieberman	1998-present	Detroit, Texas (NBA D), Sacramento (NBA), Power (Big 3)	Became first female to coach pro men's team
Maura McHugh	1997-2003	Long Beach (ABL), Sacramento	
Marianne Stanley	2000-present	Los Angeles, Washington, New York	2003 WNBA Coach of the Year with Washington

OLYMPIANS	YEARS	NATION	MEDALS
Chris Critelli	1976, 1980	Canada	
Medina Dixon	1992	United States	Bronze ('92)
Anne Donovan	1980, 1984, 1988	United States	Gold ('84), Gold ('88)
Anne Donovan (as coach)	2004 (AC), 2008 (HC)	United States	Gold ('04), Gold ('08)
Nancy Lieberman	1976	United States	Silver ('76)
Hamchetou Maiga-Ba	2008	Mali	
Jan Trombly	1984	United States (Team Handball)	

## WOMEN'S BASKETBALL HALL OF FAME



**ANNE DONOVAN**  
CLASS OF 1999



**NANCY LIEBERMAN**  
CLASS OF 1999



**MARIANNE STANLEY**  
CLASS OF 2002



**NIKKI MCCRAY**  
CLASS OF 2012



**INGE NISSEN**  
CLASS OF 2012



**TICHA PENICHEIRO**  
CLASS OF 2019



# ALL-TIME ROSTER

A	
ABRAHAM, Carolyn	1976-1977
ABRAHAM, Terri	1974-1976
ADAMS, Annette	1971-1972
ADAMS, Mariah	2018-present
AJEMBA, Ije	2013-2017
ALLISON, Rebecca	2010-2014
ANDRADE, Mery	1995-1999
ASTON, Kim	1988-1992

B	
BAGGETT, Marianne	1974-1976
BAILEY, Dee	1973-1974
BAILEY, Jordan	2019-present
BEASLEY, Donna	1975-1976
BEATTY, A.	1970-1971
BELLINGHAUSEN, Nicole	1996-2000
BENJAMIN, Esther	1993-1996
BERG, Jill	1993-1996
BERNARDECO, Carolina	2015-2018
BERTHIEU, Lucienne	1998-2002
BETZ-WHITE, Ashley	2011-2015
BETZ, Janie	1969-1970
BISESE, Anne	1971-1972
BLAGMON, Vanessa	2019-present
BLAIS, Lisa	1981-1985
BRADLEY, Kelly	1994-1998
BRANDAO, Michelle	2012-2014
BREW, Carley	2016-2018
BREWER, Mary J.	1969-1970
BROWN, Angela	2003-2006
BROWN, Keyana	2014-2017
BROWN, Robin	1972-1973
BROWN, Sue	1978-1980
BUCHAN, Mairi	2008-2013
BURGUN, Ruthann	1975-1977
BURKE, Sandy	1976-1979
BYRD, Kquanise	2009-2011

C	
CALDWELL, Melea	2003-2005
CALWELL, Cassie	2002-2004
CAMPBELL, Beth	1978-1979
CAMPBELL, Brittany	2010-2012
CANADY, Jessica	2006-2010
CARTER, Dejah	2017-present
CARTER, Tammy	1989-1990
CHARITY, LaNia	2010-2012
CHARLES, Sharlenia	2000-2002
CHRISTIAN, Marie	1983-1987
CHOATE, Holly	1974-1975
CLAXTON, Tracy	1983-1985
CLEMENTE, Fran	1977-1979
CLOUTIER, Carolann	2009-2010
COKER, Monique	2000-2004
COLLIER, Vicki	2006-2010
COLEMAN, Dawn	2007-2008
CONNAHAN, Liz	1983-1988
COOK, Jackie	2009-2013
COPELAND, Nancy	1970-1971
COTMAN, Angela	1976-1980
CRAVEN, Carlita	1990-1994
CRITELLI, Chris	1978-1980
CULLEN, Dawn	1982-1986
CUMMINGS, Lee Etta	1988-1991

D	
DAVIS, Janet	1980-1982
DAVIS, Lawona	2002-2006
DAVIS, Leslie	1987-1990
DAVY, Sue	1975-1978
DEBERRY, Shonda	1992-1996
DELANO, Sandra	1972-1973
DIAZ, Natalie	1996-2000
DIXON, Medina	1982-1985
DOHERTY, Heidi	1976-1977
DONOVAN, Anne	1979-1983

E	
EBLIN, Aubrey	1995-1999
EDWARDS, Taylor	2016-present
ELLER, Amber	1994-1998
ELLIOT, Pam	1980-1984
ELLISON, Lorraine	1985-1986
ETHERIDGE, Juanita	1973-1975
EVERETT, Kim	1981-1982

F	
FRANCIS, Sharron	1998-2002
FREUDIG, Nicole	1995-1996
FRISKORN, Mary	1975-1976

G	
GARDNER, Stephanie	2012-2014
GARNER, Stephanie	1985-1988
GAWDREAU, Jerry	1975-1976
GHOLSON, Kathy	1988-1990
GIDDENS, Kim	1999-2003
GILMORE, Stephanie	1989-1993
GLAZER, Clarisa	1971-1973
GOODING, Terry	1971-1972
GOODHOPE, Galaisha	2012-2014
GOODSON, Adrienne	1984-1988
GRANT, Shareese	2001-2005
GREEN, Tiffany	2004-2009
GREEN, Shadasia	2007-2011
GUILFORD, JoNiquia	2009-2012

H	
HALL, Myeisha	2011-2012
HALL, Sharon	1976-1977
HARDEN, Lovie	2017-2018
HARRINGTON, Donna	1984-1988
HART, Misty	1994-1995
HARVEY, Margaret	2008-2009
HILL, Celeste	1990-1994
HIMES, Stacy	1993-1997
HOLDER, Sandy	1974-1975
HOLLERMAN, Bev	1974-1975
HOLLOMAN, Denise	1970-1973
HOLLOWAY, Kit	1975-1976
HOLOPAINEN, Annika	2014-2017
HOWARD, Okeisha	1999-2003
HUBBELL, Bev	1972-1974
HUDSON, Aziah	2018-present
HUNT, Diane	1969-1972
HUNTLEY, Pam	1990-1993

J	
JACKSON, Angela	1988-1990
JACKSON, Ashley	2014-2018
JENKINS, Alphaia	1981-1985
JENKINS, Bridget	1983-1987
JERNIGAN, Ann	2018-2019
JEROME, Linda	1977-1980
JOHNSON, Carole	1969-1970
JONES, Manaya	2016-2017
JONES, T.J.	1987-1991
JORDAN, T.J.	2004-2008

K	
KACEWICH, Nancy	1973-1974
KARVONEN, Janet	1980-1982
KEEGAN, Debbie	1969-1970
KEENAN, Emmora	1997-1999
KELLEY, Shae	2012-2014
KEMETHER, Noreen	1979-1980
KEMP, Rhaven	2015-2017
KENNEY, Jackie	1987-1991
KOUKOUVINOJ, Marianthi	2000-2004
KUBIN, Laura	1986-1990

L	
LACY, Venus	1985-1986
LAMPERT, Patty	1975-1976
LANDOLFI, Doreen	1980-1982
LARKIN, Kate	1980-1981
LARRY, Wendy	1973-1977
LAWRENCE, Janet	1971-1973
LEE, Maia	2015-2016
LEIGH, Debbie	1972-1973
LEVENS, Amanda	1997-1999
LEWIS, Nancy	1970-1972
LEWIS, Tia	2009-2012
LIEBERMAN, Nancy	1976-1980
LISTON, Angie	1993-1997
LITTLE, Sierra	2007-2009
LOFTUS, Kelly	2016-2018
LOVE, Bettina	1997-1999
LUBICH, Melody	1969-1973
LYONS, Kelly	1986-1990
LYONS, Tish	2003-1907

M	
MACHANGUANA, Clarisse	1994-1997
MAIGA, Hamchetou	1998-2002
MALONE, Helen	1981-1983
MARTIN, Brittany	2012-2013
MASON, Kenya	1992-1995
MCGOWAN, Beth	1993-1995
MCHUGH, Maura	1971-1975
MCQUARTER, Kim	1985-1988
MILLER, Regina	1982-1984
MINOR, Tiffany	2011-2015
MOLS, Yvonne	1986-1988
MOORE, Shannon	1989-1990
MORRIS, Victoria	2017-present
MUNOZ, Jessica	2016-2017
MUXIRI, Paula	2002-2006
MWENENTENDA, Mamissa	1998-1999

N	
NELSON, Amy	1988-1989
NELSON, Jeannine	1976-1977
NHASSENKO, Max	2002-2004
NISSEN, Inge	1976-1980
NUZZO, Jen	2004-2009

O	
OIGBOKIE, Odegua	2013-2018
OLLEY, Mandy	1997-2001

P	
PAINTER, Chelisa	2013-2015
PARKER, Jasmine	2007-2011
PARRISH, Janet	1970-1971
PENICHEIRO, Ticha	1994-1998
PICACHE, Abigail	1991-1993
PONT, Nina	1985-1987
PYM, Megan	2004-2008

R	
RANSBURG, Tamara	2005-2007
REGISTER, Amaya	2018-present
REICHERT, Marie	2019-present
RENN, Joanne	1973-1976
REYNOLDS, Michele	1991-1993
RICHARD, Debbie	1975-1978
RICHARDS, Shakeva	2010-2014
RICHARDSON, Sue	1976-1980
ROBERTS, Nyree	1994-1998
ROBINSON, Lateefah	1990-1994
ROBINSON, Maggie	2018-present
ROMPOLA, Rhonda	1978-1981
ROWLEY, Amy	1992-1995
RUSSO, Cindy	1972-1975

S	
SADLER, Hannah	2018-2019
SCHNEEWEIS, Traci	1975-1977
SCOTT, Ashley	2018-present
SIMMS, Jennie	2014-2017
SINGLETON, Rhonda	1990-1994
SMALL, LaToya	1995-1996
SMITH, Gianna	2015-2017
SMITH, Mackenzie	2019-present
SMITH, Peggy	1979-1980
SPENCE, Aili	1999-2001
SPENCE, Myriah	2000-2004
SVADEBA, Jeanie	1969-1972

T	
TATE-DUBLIN, Prynness	2008-2010
TIMMONS, MaKayla	2015-2018
TIYE JACKSON, Queen	2011-2012
THOMPSON, Tiffany	1998-2002
TRIGGS, Sherida	2003-2007
TROMBLY, Jan	1978-1981
TURNER, Corrina	2000-2005
TWINE, Cassandra	1990-1992

V	
VAN BUSKIRK, Dolly	1978-1981
VAN DOREN, Ann	1988-1989
VAN PETTEN, Karen	1974-1975
VANDER PLAS, Deanna	1990-1994
VORONINA, Alena	2007-2011

W	
WALLING, Jean	1980-1981
WALSH, Patty	1977-1978
WALTERS, Jazzmin	2005-2009
WALTERS, Sherry	1969-1971
WALTHAL, Susan	1972-1975
WARREN, Cetta	1972-1973
WAYNE, Ajah	2018-present
WILKERSON, Beth	1979-1984
WILLIAMS, Jessica	1997-1999
WILLIAMS, Shahida	2004-2008
WILLYERD, Sarah	1992-1996
WILSON, Lisa	1980-1981
WILSON, Shantel	2003-2007
WOOLSTON, Suzanne	1980-1982

Y	
YARD, Althea	1983-1984
YOUNG, Amari	2018-present
YOUNG, Destinee	2013-2017
YOUNGER, LaQuanda	2012-2016

Z	
ZONTINI, Cetta	1969-1970



# YEAR-BY-YEAR LINEUPS



## 1976-77 (23-9)

NWIT Semifinals  
F Heidi Doherty, JR, 9.9  
F Angela Cotman, FR, 8.4  
C Inge Nissen, FR, 18.5  
G Nancy Lieberman, FR, 20.9  
G Sandy Burke, FR, 5.1  
Top Subs:  
Terri Abraham, SR, 4.3

## 1977-78 (30-4)

NWIT Champions  
F Angela Cotman, SO, 12.1  
F Linda Jerome, SR, 7.2  
C Inge Nissen, SO, 19.5  
G Nancy Lieberman, SO, 20.2  
G Debbie Richard, JR, 3.4  
Top Subs:  
Dolly Van Buskirk, SR, 6.8  
Susan Richardson, SO, 3.7

## 1978-79 (35-1)

AIWA National Champions  
F Angela Cotman, SO, 11.8  
F Jan Trombly, JR, 12.0  
C Inge Nissen, JR, 22.0  
G Nancy Lieberman, JR, 17.4  
G Rhonda Rompolo, FR, 10.5  
Top Subs:  
Linda Jerome, JR, 4.3  
Sue Brown, JR, 3.2

## 1979-80 (37-1)

AIWA National Champions  
F Inge Nissen, SR, 17.4  
C Anne Donovan, FR, 17.0  
G Nancy Lieberman, SR, 15.2  
G Angela Cotman, SR, 8.0  
G Rhonda Rompolo, SO, 10.3  
Top Subs:  
Chris Critelli, SR, 7.7  
Linda Jerome, SR, 4.0

## 1980-81 (28-7)

AIWA Third Place  
F Jean Walling, SR, 12.1  
F Jan Trombly, SR, 6.4  
C Anne Donovan, SO, 25.1  
G Rhonda Rompolo, JR, 12.7  
G Suzanne Woolston, JR, 3.3  
Top Subs:  
Doreen Landolfi, JR, 4.8  
Kate Larkin, FR, 2.4  
Pam Elliot, FR, 2.7

## 1981-82 (22-6)

NCAA Sweet 16  
F Janet Davis, SO, 14.5  
F Janet Karvonen, SO, 9.3  
C Anne Donovan, JR, 20.7  
G Helen Malone, JR, 10.6  
G Suzanne Woolston, SR, 4.9  
Top Subs:  
Beth Wilkerson, SO, 6.1

## 1982-83 (29-6)

NCAA Final Four  
F Medina Dixon, SO, 16.1  
F Regina Miller, JR, 9.8  
C Anne Donovan, SR, 17.5  
G Helen Malone, SR, 15.4  
G Pam Elliot, JR, 3.8  
Top Subs:  
Lisa Blais, SO, 2.9  
Dawn Cullen, FR, 6.5  
Beth Wilkerson, JR, 4.5

## 1983-84 (24-5)

NCAA Elite Eight  
F Medina Dixon, JR, 20.8  
F Tracy Claxton, JR, 19.9  
G Lisa Blais, JR, 5.5  
G Marie Christian, FR, 4.7  
G Regina Miller, SR, 13.1  
Top Subs:  
Dawn Cullen, SO, 9.0  
Bridget Jenkins, FR, 4.1  
Pam Elliot, SR, 2.2

## 1984-85 (31-3)

NCAA National Champions  
F Medina Dixon, SR, 16.4  
F Dawn Cullen, JR, 10.4  
C Tracy Claxton, SR, 14.8  
G Marie Christian, SO, 7.0  
G Lisa Blais, SR, 5.8  
Top Subs:  
Adrienne Goodson, FR, 9.5  
Bridget Jenkins, SO, 5.4  
Donna Harrington, SO, 8.4

## 1985-86 (15-13)

F Donna Harrington, SO, 18.3  
F Adrienne Goodson, SO, 14.4  
F Kim McQuarter, FR, 11.1  
G Bridget Jenkins, JR, 11.9  
G Marie Christian, JR, 3.4  
Top Subs:  
Stephanie Garner, FR, 4.9  
Liz Connahan, SO, 7.0

## 1986-87 (18-13)

NCAA Sweet 16  
F Donna Harrington, JR, 15.3  
F Adrienne Goodson, JR, 14.8  
C Kelly Lyons, FR, 9.9  
G Bridget Jenkins, SR, 12.3  
G Marie Christian, SO, 7.0  
Top Subs:  
Kim McQuarter, SO, 7.0  
Liz Connahan, JR, 5.5

## 1987-88 (17-12)

NCAA Second Round  
F Donna Harrington, SR, 14.2  
F Liz Connahan, SR, 7.8  
C Kelly Lyons, SO, 17.4  
G Stephanie Garner, JR, 7.7  
G Adrienne Goodson, SR, 17.2  
Top Subs:  
Kim McQuarter, JR, 7.7  
Jackie Kenney, FR, 4.6

## 1988-89 (23-9)

NCAA Second Round  
F Kelly Lyons, JR, 20.5  
F Kim McQuarter, SR, 16.3  
C Leslie Davis, SO, 11.1  
G Angela Jackson, JR, 10.3  
G Stephanie Garner, SR, 6.3  
Top Subs:  
Jackie Kenney, SO, 4.2  
Amy Nelson, FR, 21.6  
Laura Kubin, JR, 1.2

## 1989-90 (21-10)

NCAA Second Round  
F Kelly Lyons, SR, 24.7  
F Jackie Kenney, JR, 9.0  
C Leslie Davis, JR, 11.3  
G Angela Jackson, SR, 16.6  
G Laura Kubin, SR, 3.0  
Top Subs:  
T.J. Jones, JR, 6-7  
Lee Etta Cummings, JR, 4.4

## 1990-91 (5-21)

F Jackie Kenney, SR, 13.2  
F Stephanie Gilmore, SO, 4.8  
C Celeste Hill, FR, 14.4  
G Lee Etta Cummings, SR, 9.5  
G Kim Aston, JR, 4.8  
Top Subs:  
T.J. Jones, JR, 6.7  
Pam Huntley, SO, 2.8

## 1991-92 (20-11)

NCAA First Round  
F Celeste Hill, SO, 19.1  
F Michelle Reynolds, JR, 7.3  
C Stephanie Gilmore, JR, 6.7  
G Pam Huntley, JR, 11.6  
G Deanna Vander Plas, SO, 8.4  
Top Subs:  
Rhonda Singleton, SO, 6.8  
Cassandra Twine, SO, 3.5

## 1992-93 (22-8)

NCAA Second Round  
F Celeste Hill, JR, 17.0  
F Michele Reynolds, SR, 9.9  
C Stephanie Gilmore, SR, 7.5  
G Pam Huntley, SR, 12.9  
G Deanna Vander Plas, JR, 7.4  
Top Subs:  
Lateefah Robinson, JR, 4.2  
Rhonda Singleton, JR, 3.8

## 1993-94 (25-6)

NCAA Second Round  
F Celeste Hill, SR, 20.5  
F Sarah Willyerd, SO, 6.5  
C Lateefah Robinson, SR, 4.9  
G Deanna Vander Plas, SR, 9.0  
G Shonda Deberry, SO, 12.4  
Top Subs:  
Angie Liston, SO, 3.6  
Beth McGowan, JR, 3.6  
Esther Benjamin, SO, 3.6

## 1994-95 (27-6)

NCAA First Round  
F Sarah Willyerd, JR, 8.8  
F Esther Benjamin, JR, 8.2  
C Clarisse Machanguana, SO, 16.7  
G Ticha Penicheiro, SO, 8.6  
G Shonda Deberry, JR, 9.8  
Top Subs:  
Nyree Roberts, FR, 8.1  
Amber Eller, FR, 3.5  
Stacy Himes, SO, 4.0

## 1995-96 (29-3)

NCAA Sweet 16  
F Clarisse Machanguana, JR, 18.3  
F Mery Andrade, SO, 11.0  
C Nyree Roberts, SO, 10.3  
G Ticha Penicheiro, JR, 8.9  
G Shonda Deberry, SR, 8.9  
Top Subs:  
Esther Benjamin, SR, 6.6  
Sarah Willyerd, SR, 6.0  
Amber Eller, SO, 4.6

## 1996-97 (34-2)

NCAA Runner-Up  
F Clarisse Machanguana, SR, 19.9  
F Mery Andrade, JR, 11.3  
C Nyree Roberts, JR, 17.0  
G Ticha Penicheiro, SR, 10.9  
G Stacy Himes, SR, 3.3  
Top Subs:  
LaToya Small, JR, 4.6  
Aubrey Eblin, SO, 9.3

## 1997-98 (29-3)

NCAA Sweet 16  
F Mery Andrade, JR, 14.2  
C Nyree Roberts, SR, 20.2  
G Ticha Penicheiro, SR, 10.8  
G Aubrey Eblin, JR, 11.8  
G Natalie Diaz, SO, 6.8  
Top Subs:  
LaToya Small, SR, 4.9  
Emmora Keenan, JR, 2.0  
Amber Eller-Paul, SR, 4.2

## 1998-99 (28-4)

NCAA Sweet 16  
F Mery Andrade, SR, 12.8  
F Hamchetou Maiga, SO, 6.2  
C Lucienne Berthieu, SO, 14.2  
G Amanda Levens, SO, 6.7  
G Natalie Diaz, SO, 6.7  
Top Subs:  
Sharron Francis, FR, 6.9  
Aubrey Eblin, SR, 7.9  
Jessica Williams, SO, 6.4  
Tiffany Thompson, FR, 6.1

## 1999-00 (29-5)

NCAA Sweet 16  
F Hamchetou Maiga, JR, 14.0  
C Lucienne Berthieu, JR, 17.8  
G Sharron Francis, SO, 10.1  
G Natalie Diaz, SR, 12.3  
G Alli Spence, FR, 6.1  
Top Subs:  
Okeisha Howard, FR, 9.6  
Kim Giddens, FR, 6.1  
Tiffany Thompson, SO, 5.1

## 2000-01 (21-9)

NCAA First Round  
F Hamchetou Maiga, SR, 13.7  
F Myriah Spence, FR, 7.3  
C Tiffany Thompson, JR, 6.3  
G Sharron Francis, JR, 9.5  
G Okeisha Howard, SO, 14.2  
Top Subs:  
Monique Coker, FR, 8.7  
Kim Giddens, SO, 6.0  
Alli Spence, SO, 4.0

## 2001-02 (28-6)

NCAA Elite Eight  
F Lucienne Berthieu, SR, 14.0  
F Monique Coker, SO, 9.9  
C Tiffany Thompson, SR, 5.6  
G Sharron Francis, SR, 7.7  
G Hamchetou Maiga, SR, 11.7  
Top Subs:  
Okeisha Howard, JR, 12.1  
Shareese Grant, FR, 5.3  
Myriah Spence, SO, 4.6

## 2002-03 (22-11)

NCAA First Round  
F Monique Coker, JR, 12.6  
F Kim Giddens, SR, 7.0  
C Corrina Turner, FR, 6.2  
G Shareese Grant, SO, 12.6  
G Okeisha Howard, SR, 14.8  
Top Subs:  
Max Nhassengo, JR, 8.0  
Myriah Spence, JR, 4.7  
Paula Muxiri, FR, 2.3

## 2003-04 (25-7)

NCAA First Round  
F Monique Coker, SR, 14.9  
F Myriah Spence, SR, 10.9  
F Lawona Davis, SO, 7.8  
G Shareese Grant, JR, 12.9  
G Max Nhassengo, SR, 13.8  
Top Subs:  
Tish Lyons, FR, 4.9  
Paula Muxiri, SO, 3.7

## 2004-05 (22-9)

NCAA First Round  
F Tish Lyons, SO, 7.4  
F Sherida Triggs, SO, 6.9  
C Tiffany Green, FR, 10.1  
G Shareese Grant, SR, 15.1  
G Lawona Davis, JR, 11.2  
Top Subs:  
TJ Jordan, FR, 6.5  
Shahida Williams, FR, 3.9

## 2005-06 (22-9)

NCAA First Round  
F Tish Lyons, JR, 9.6  
F Sherida Triggs, JR, 11.4  
G Shantel Wilson, JR, 5.2  
G T.J. Jordan, FR, 13.4  
G Lawona Davis, SR, 10.7  
Top Subs:  
Shahida Williams, SO, 9.5  
Paula Muxiri, JR, 8.8

## 2006-07 (24-9)

NCAA First Round  
F Tish Lyons, 5-10, SR, 8.4  
F Sherida Triggs, 6-1, SR, 9.8  
C Tiffany Green, 6-2, SO, 8.4  
G Shantel Wilson, 5-9, SR, 2.7  
G T.J. Jordan, 5-8, JR, 14.5  
Top Subs:  
Tamara Ransburg, 6-4, JR, 7.6  
Jazzmin Walters, 5-2, SO, 5.0

## 2007-08 (31-5)

NCAA Sweet 16  
F Megan Pym, SR, 8.9  
F Shahida Williams, SR, 9.9  
C Tiffany Green, Jr, 11.4  
G T.J. Jordan, SR, 12.7  
G Jazzmin Walters, JR, 7.5  
Top Subs:  
Jessica Canady, SO, 11.0  
Jasmine Parker, FR, 6.4

## 2008-09 (17-13)

F Jessica Canady, JR, 12.6  
F Shadasia Green, SO, 9.3  
C Tiffany Green, SR, 13.7  
G Jazzmin Walters, SR, 9.8  
G Jen Nuzzo, SR, 6.8  
Top Subs:  
Jasmine Parker, SO, 10.2  
Mairi Buchan, FR, 5.2

## 2009-10 (19-14)

NWIT Second Round  
F Tia Lewis, SO, 11.2  
F Jessica Canady, SR, 9.5  
G Shadasia Green, JR, 10.7  
G Jasmine Parker, JR, 11.1  
G Kquanise Byrd, JR, 3.9

## 2010-11 (20-11)

NWIT First Round  
F Tia Lewis, JR, 12.1  
F Alena Voronina, SR, 11.3  
G Shadasia Green, SR, 7.5  
G Jasmine Parker, SR, 11.8  
G Kquanise Byrd, SR, 8.5  
Top Subs:  
Jackie Cook, SO, 6.5  
Jo Guilford, SO, 4.7

## 2011-12 (11-21)

F Tia Lewis, SR, 16.3  
F Mairi Buchan, JR, 7.0  
G JoNiquia Guilford, JR, 6.6  
G Jackie Cook, JR, 9.9  
G Ashley Betz-White, FR, 8.1  
Top Subs:  
Shakeva Richards, SO, 4.5  
Myeisha Hall, FR, 5.3

## 2012-13 (19-12)

NWIT First Round  
F Shae Kelley, SO, 13.5  
F Shakeva Richards, JR, 2.3  
G Galaisha Goodhope, FR, 5.5  
G Jackie Cook, SR, 13.5  
G Ashley Betz-White, SO, 5.4  
Top Subs:  
Mairi Buchan, SR, 6.4  
Tiffany Minor, SO, 5.8

## 2013-14 (18-16)

NWIT Second Round  
F Shae Kelley, SO, 17.8  
F Chelisa Painter, JR, 8.9  
F Tiffany Minor, JR, 8.4  
G Galaisha Goodhope, FR, 8.1  
G Stephanie Gardner, SR, 6.2  
Top Subs:  
Becca Allison, SR, 6.7  
Odegua Oigbokie, FR, 5.3

## 2014-15 (21-13)

NWIT Second Round  
G Jennie Simms, SO, 19.3  
G Ashley Betz-White, JR, 6.6  
F Tiffany Minor, SR, 7.7  
F Chelisa Painter, SR, 7.5  
F Destinee Young, SO, 7.1  
Top Subs:  
Odegua Oigbokie, SO, 4.6

## 2015-16 (17-17)

G Jennie Simms, JR, 21.4  
G Carolina Bernardeco, FR, 2.1  
G Gianna Smith, FR, 6.0  
F Destinee Young, JR, 9.9  
C Ije Ajemba, JR, 7.5  
Top Subs:  
Keyana Brown, SO, 7.3  
Annika Holopainen, JR, 5.4

## 2016-17 (17-14)

G Jennie Simms, SR, 26.0  
G Gianna Smith, SO, 5.8  
G Ashley Jackson, JR, 5.8  
F Destinee Young, SR, 10.9  
F Annika Holopainen, SR, 6.0  
Top Subs:  
Odegua Oigbokie, JR, 4.5  
Keyana Brown, JR, 4.3  
Manaya Jones, FR, 3.3

## 2017-18 (8-23)

G MaKayla Timmons, JR, 9.0  
G Victoria Morris, SR, 11.0  
G Ashley Jackson, SR, 8.4  
F Carley Brew, JR, 0.7  
F Odegua Oigbokie, RSR, 9.8  
Top Subs:  
Taylor Edwards, SO, 7.6  
Kelly Loftus, RSR, 7.0

## 2018-19 (21-11)

NWIT First Round  
G Taylor Edwards, JR, 11.4  
G Victoria Morris, SO, 12.8  
G Ajah Wayne, JR, 11.9  
F Dejah Carter, SO, 5.2  
F Maggie Robinson, JR, 7.1  
Top Subs:  
Mariah Adams, FR, 4.8  
Aziah Hudson, FR, 8.4  
Amari Young, FR, 8.3



# OPPONENT HISTORY

## ABILENE CHRISTIAN (0-1)

12/22/17 (N) L, 60-74

## ALABAMA (1-1)

12/5/98 (N) L, 68-79  
11/24/11 (N) W, 77-76

## ALABAMA A&M (1-0)

12/21/12 (N) W, 75-46

## AMERICAN (23-1)

1/15/92 (A) L, 66-68  
2/12/92 (H) W, 73-56  
3/12/92 (H) W, 55-52  
1/17/93 (A) W, 66-56  
2/14/93 (H) W, 75-49  
1/30/94 (H) W, 71-57  
2/27/94 (A) W, 77-51  
1/13/95 (A) W, 86-59  
2/12/95 (H) W, 70-80  
1/7/96 (H) W, 94-36  
2/11/96 (A) W, 87-50  
3/8/96 (H) W, 86-66  
1/24/97 (A) W, 104-49  
2/9/97 (H) W, 94-57  
1/23/98 (H) W, 85-67  
2/9/98 (A) W, 78-59  
3/1/98 (N) W, 82-49  
1/12/99 (H) W, 86-64  
2/19/99 (A) W, 72-70  
1/23/00 (A) W, 76-51  
2/13/00 (H) W, 91-51  
1/2/01 (H) W, 86-41  
2/11/01 (A) W, 91-48  
3/17/10 (H) W, 63-55

## APPALACHIAN STATE (1-0)

11/30/88 (H) W, 85-65

## ARIZONA (2-0)

1/7/86 (A) W, 77-57  
1/4/88 (H) W, 82-68

## ARKANSAS (0-1)

11/28/02 (N) L, 49-54

## AUBURN (2-4)

12/18/83 (H) W, 68-67  
12/20/86 (H) L, 64-105  
3/19/87 (N) L, 61-77  
12/28/94 (N) W, 59-48  
11/15/03 (N) L, 49-84  
3/24/14 (A) L, 59-82

## BOSTON COLLEGE (1-1)

1/27/88 (H) W, 82-64  
3/22/03 (N) L, 72-73

## BOSTON UNIVERSITY (7-0)

12/22/80 (H) W, 98-40  
2/6/82 (A) W, 88-62  
2/18/83 (H) W, 94-70  
2/18/84 (A) W, 79-51  
2/15/85 (H) W, 84-55  
1/6/89 (H) W, 77-66  
12/1/13 (A) W, 62-56

## BOWLING GREEN (0-1)

11/23/13 (N) L, 58-77

## BRADLEY (1-0)

11/24/89 (N) W, 84-63

## BRIDGEWATER (3-6)

1969-70 (A) W, 56-33  
1970-71 (A) L, 32-57  
1971-72 (H) L, 37-61  
1971-72 (N) W, 42-35  
1972-73 (A) L, 31-54  
1973-74 (H) L, 38-49  
1974-75 (H) L, 56-61  
1974-75 (H) L, 68-71  
1975-76 (H) W, 73-57

## BYU (1-0)

1979-80 (N) W, 88-66

## CALIFORNIA (2-3)

1/14/84 (A) L, 70-78  
12/20/85 (H) W, 91-69  
11/29/95 (A) W, 80-58  
11/30/12 (H) L, 47-63  
12/29/14 (A) L, 59-79

## CAL ST. LONG BEACH (7-4)

1977-78 (N) W, 77-58

1/7/80 (A) W, 84-56  
1/14/81 (H) W, 87-71  
1980-81 (N) W, 76-60  
1/5/82 (H) L, 67-73  
1/12/83 (H) L, 58-81  
1/11/84 (A) W, 75-51  
1/7/85 (H) W, 84-71  
1/5/86 (A) L, 73-89  
11/29/86 (A) L, 61-94  
1/22/88 (H) W, 85-76

## CAMPBELL (1-0)

11/6/18 (A) W, 83-59

## CHARLOTTE (14-10)

2/28/85 (A) W, 85-57  
2/14/86 (H) W, 69-59  
2/26/87 (A) W, 65-58  
1/16/88 (H) W, 81-69  
2/11/89 (A) W, 70-66  
2/9/90 (H) L, 69-82  
2/20/91 (A) L, 78-92  
11/17/04 (H) W, 75-61  
12/18/05 (A) W, 79-69  
12/17/06 (A) L, 64-68  
11/17/07 (H) W, 80-59  
12/29/10 (N) W, 81-75  
1/8/14 (A) L, 80-59  
1/14/15 (A) W, 66-57  
2/7/15 (A) L, 67-82  
3/13/16 (A) W, 71-59  
2/6/16 (H) W, 94-85  
3/10/16 (H) W, 57-54  
1/21/17 (H) L, 75-86  
2/29/17 (A) W, 72-70  
1/6/18 (H) L, 60-63  
3/1/18 (A) L, 43-51  
2/16/19 (A) L, 59-69  
2/23/19 (H) L, 53-60

## CHEYNEY STATE (3-1)

2/9/80 (H) W, 71-44  
12/19/81 (N) W, 83-55  
12/17/83 (H) W, 86-68  
3/24/84 (H) L, 71-80

## CHICAGO STATE (1-0)

12/9/06 (H) W, 77-38

## CHOWAN JC (5-0)

1969-70 (H) W, 54-31  
1969-70 (A) W, 63-43  
1970-71 (H) W, 93-15  
1973-74 (H) W, 48-29  
1973-74 (H) W, 50-40

## CHRISTOPHER NEWPORT (10-0)

1969-70 (H) W, 29-17  
1969-70 (A) W, 71-18  
1970-71 (H) W, 66-31  
1970-71 (A) W, 68-31  
1971-72 (H) W, 95-10  
1971-72 (A) W, 59-15  
1974-75 (A) W, 92-34  
1974-75 (A) W, 86-38  
1975-76 (A) W, 78-34  
1975-76 (H) W, 89-47

## CINCINNATI (2-1)

11/27/87 (A) W, 59-49  
12/3/17 (H) L, 33-54  
11/12/18 (A) W, 76-72 (OT)

## CLEMSON (2-1)

11/30/79 (H) W, 112-58  
2/10/81 (A) L, 64-73  
11/24/99 (N) W, 68-57

## COLORADO (1-1)

12/20/95 (N) W, 77-65  
11/14/03 (A) L, 67-84

## COPPIN STATE (2-0)

11/30/17 (H) W, 75-67  
12/29/18 (H) W, 81-51

## DARTMOUTH (3-0)

1/21/95 (H) W, 69-47  
12/2/12 (H) W, 73-59  
11/30/16 (H) W, 82-56

## DAVIDSON (0-1)

3/21/13 (H) L, 73-82

## DAYTON (2-1)

12/29/87 (H) W, 79-55  
11/16/08 (N) W, 70-58  
12/21/16 (N) L, 69-77

## DELAWARE (17-8)

1/11/02 (A) W, 82-55  
2/10/02 (H) W, 72-45  
2/2/03 (A) W, 73-62  
2/14/03 (A) L, 50-58  
3/15/03 (H) W, 66-58  
1/11/04 (A) W, 67-56  
2/20/04 (H) W, 70-57  
3/12/04 (H) W, 73-62  
1/9/05 (H) L, 70-73  
2/11/05 (A) L, 58-62  
3/12/05 (N) W, 78-74 (OT)  
2/19/06 (A) W, 60-57  
2/11/07 (H) W, 63-47  
1/27/08 (A) W, 76-37  
2/15/09 (H) W, 70-55  
1/3/10 (A) W, 60-59  
2/11/10 (H) W, 54-52  
3/13/10 (N) W, 50-49  
1/16/11 (A) W, 62-59  
2/27/11 (H) W, 70-61  
3/11/11 (H) L, 55-72  
2/9/12 (A) L, 63-76  
3/9/12 (N) L, 54-74  
1/13/13 (H) L, 46-63  
2/14/13 (A) L, 62-86

## DELAWARE STATE (3-0)

11/25/06 (H) W, 47-56  
12/20/07 (H) W, 70-28  
11/9/13 (H) W, 97-67

## DELTA STATE (1-1)

1976-77 (H) L, 47-55  
11/21/78 (N) W, 75-65

## DENVER (2-0)

12/12/99 (H) W, 71-49  
12/20/01 (A) W, 91-69

## DEPAUL (2-0)

1/10/81 (A) W, 81-44  
1/16/82 (H) W, 95-56

## DETROIT (1-0)

11/24/79 (A) W, 90-58

## DRAKE (2-0)

1/23/82 (H) W, 92-61  
12/2/82 (A) W, 81-72

## DREXEL (16-6)

1/20/02 (H) W, 74-52  
2/24/02 (A) W, 90-57  
1/10/03 (A) W, 54-52  
2/21/03 (H) W, 71-57  
2/1/04 (H) W, 81-51  
2/8/04 (A) W, 76-69  
2/17/05 (H) W, 60-49  
3/6/05 (A) L, 68-71  
3/11/05 (N) W, 64-63  
1/5/06 (A) W, 63-53  
2/3/06 (H) W, 76-49  
1/7/07 (H) W, 70-45  
1/21/07 (A) W, 83-51  
3/9/07 (N) W, 66-55  
2/24/08 (H) W, 66-51  
2/12/09 (A) L, 55-67  
3/14/09 (N) L, 41-62  
1/10/10 (H) W, 69-59  
3/2/11 (A) L, 51-65  
2/16/12 (H) L, 45-53  
1/31/13 (H) W, 53-50  
2/10/13 (A) L, 50-64

## DUKE (4-11)

1/4/87 (A) L, 56-63  
2/10/88 (H) L, 81-83  
1/21/89 (A) W, 77-70  
12/18/89 (H) W, 92-78  
1/12/91 (A) L, 62-70  
11/27/94 (H) W, 64-59  
12/7/96 (N) W, 89-77  
3/20/99 (N) L, 63-76  
11/29/02 (N) L, 52-65  
11/20/05 (H) L, 56-93  
11/29/06 (A) L, 40-89  
1/2/14 (A) L, 63-87  
11/20/14 (H) L, 66-82  
11/22/16 (A) L, 64-92  
11/22/17 (H) L, 51-84

## EAST CAROLINA (42-10)

1969-70 (H) W, 52-47  
1970-71 (H) L, 34-65  
1970-71 (A) L, 43-57  
1971-72 (H) L, 39-50  
1971-72 (A) L, 41-60  
1972-73 (H) L, 40-64  
1974-75 (H) L, 40-59  
1974-75 (H) L, 70-83  
1975-76 (H) L, 75-81  
1976-77 (H) W, 100-39

2/12/79 (A) W, 95-70  
1/21/80 (H) W, 112-77  
12/3/80 (A) W, 89-77  
3/13/81 (N) W, 81-70  
2/11/82 (H) W, 72-63  
2/14/83 (A) W, 92-52  
2/2/83 (H) W, 76-37  
2/9/84 (H) W, 72-47  
12/7/84 (A) W, 92-74  
12/30/85 (H) W, 82-65  
1/28/87 (A) W, 90-57  
2/22/87 (A) L, 57-71  
3/5/92 (H) W, 72-71  
3/14/92 (H) W, 80-75  
1/29/93 (H) W, 75-39  
2/26/93 (A) W, 71-59  
3/12/93 (H) W, 85-67  
1/24/94 (H) W, 87-53  
2/20/94 (A) W, 96-70  
3/10/94 (N) W, 87-45  
1/29/95 (A) W, 92-67  
2/26/95 (H) W, 99-82  
1/19/96 (A) W, 75-56  
2/4/96 (H) W, 94-45  
1/5/97 (A) W, 74-36  
2/18/97 (H) W, 88-43  
3/2/97 (N) W, 83-46  
1/11/98 (H) W, 72-36  
2/22/98 (A) W, 76-35  
2/25/98 (N) W, 80-39  
1/15/99 (A) W, 81-52  
2/7/99 (H) W, 89-60  
3/6/99 (N) W, 73-67  
1/9/00 (H) W, 83-79  
2/20/00 (H) W, 74-58  
3/10/00 (N) W, 89-60  
1/21/01 (A) W, 67-51  
2/4/01 (H) W, 92-64  
11/21/06 (H) W, 77-66  
11/13/07 (A) W, 88-66  
1/30/14 (A) L, 63-64  
3/5/14 (H) W, 87-78

## EAST TENNESSEE ST. (1-2)

11/30/04 (H) W, 86-52  
11/23/15 (H) L, 52-56  
12/28/16 (A) L, 60-70

## EASTERN Mennonite (1-1)

1973-74 (N) L, 51-52  
1974-75 (A) W, 74-46

## EDINBORO STATE (1-0)

1/11/79 (H) W, 93-67

## EMORY & HENRY (1-0)

1975-76 (A) W, 2-0 (ff)

## FAIRFIELD (1-0)

11/25/89 (N) W, 96-68

## FEDERAL CITY / D.C. (2-2)

1972-73 (H) L, 39-56  
1975-76 (H) L, 57-81  
1976-77 (H) W, 81-65  
1977-78 (H) W, 89-34

## FIU (7-3)

12/28/92 (N) L, 67-71  
3/16/95 (N) L, 76-81  
12/15/03 (H) W, 77-66  
12/21/05 (A) L, 76-80  
3/14 (A) W, 72-56  
1/29/15 (A) W, 80-67  
1/30/16 (H) W, 84-49  
2/2/17 (A) W, 86-64  
2/2/18 (H) W, 68-60  
1/12/19 (H) W, 95-68

## FLORIDA (1-2)

3/24/97 (N) W, 53-51  
12/11/09 (H) L, 67-81  
11/30/10 (A) L, 55-63

## FLORIDA A&M (1-0)

12/29/88 (H) W, 82-70

## FLORIDA ATLANTIC (8-0)

1/18/14 (H) W, 80-44  
1/31/15 (A) W, 72-44  
1/28/16 (H) W, 85-45  
2/4/17 (A) W, 93-73  
2/14/18 (H) W, 59-54  
1/10/19 (H) W, 87-53  
3/7/19 (A) W, 68-64  
3/13/19 (N) W, 60-32

## FLORIDA STATE (1-1)

1/17/82 (H) W, 100-65  
3/17/07 (N) L, 75-85

## FORT VALLEY STATE (1-0)

## 1977-78 (N) W, 72-60

## GEORGE MASON (50-3)

1/17/76 (H) W, 83-20  
1/29/77 (A) W, 91-48  
11/22/82 (H) W, 104-39  
3/4/89 (H) W, 72-68  
1/11/92 (A) W, 76-71  
2/8/92 (H) W, 61-51  
1/15/93 (A) W, 81-48  
2/12/93 (H) W, 64-57  
1/27/94 (A) W, 82-76 (OT)  
2/24/94 (H) W, 67-55  
3/12/94 (N) W, 78-61  
1/15/95 (A) W, 70-45  
3/1/95 (H) W, 85-76  
1/28/96 (H) W, 93-51  
2/9/96 (A) W, 86-64  
1/26/97 (H) W, 107-62  
2/23/97 (A) W, 102-46  
1/9/98 (H) W, 75-39  
2/4/98 (A) W, 63-43  
1/3/99 (A) W, 94-69  
1/31/99 (H) W, 81-45  
1/21/00 (A) W, 75-56  
2/6/00 (H) W, 88-65  
3/9/00 (N) W, 66-61  
2/6/01 (A) W, 73-64  
2/25/01 (H) W, 65-36  
1/23/02 (A) W, 71-51  
2/8/02 (H) W, 69-31  
3/8/02 (H) W, 68-63 (OT)  
1/12/03 (A) W, 73-69  
2/23/03 (H) W, 70-60  
1/27/04 (H) W, 77-54  
2/29/04 (A) W, 81-64  
3/13/04 (H) W, 85-81  
1/27/05 (H) W, 68-56  
2/13/05 (A) W, 66-49  
1/20/06 (H) W, 71-55  
2/10/06 (A) W, 81-33  
3/9/06 (A) W, 66-50  
1/18/07 (A) W, 69-49  
2/22/07 (H) W, 80-52  
2/7/08 (A) W, 71-61  
2/28/08 (H) W, 82-44  
1/15/09 (H) W, 73-42  
2/22/09 (A) L, 57-63  
1/14/10 (H) W, 79-49  
2/14/10 (A) W, 66-52  
1/6/11 (H) W, 70-66  
2/3/11 (A) W, 68-67  
12/4/11 (A) L, 69-85  
1/29/12 (H) W, 71-68  
2/5/13 (A) W, 53-39  
11/17/17 (A) L, 53-66

## G. WASHINGTON (3-3)

12/28/89 (H) W, 84-63  
12/30/90 (A) L, 76-78  
11/15/96 (H) W, 70-44  
3/19/06 (H) L, 72-87  
12/8/10 (H) W, 60-35  
11/30/11 (A) L, 52-58 (OT)

## GEORGETOWN (1-0)

11/17/83 (H) W, 94-57

## GEORGIA (3-0)

3/31/85 (N) W, 70-65  
11/26/95 (H) W, 67-64  
3/16/02 (N) W, 68-54

## GEORGIA STATE (15-1)

2/12/06 (H) W, 89-50  
3/4/06 (A) W, 82-56  
1/11/07 (H) W, 75-54  
3/1/07 (A) W, 80-70  
1/6/08 (A) W, 79-59  
1/31/08 (H) W, 76-44  
1/18/09 (H) W, 62-46  
1/29/09 (A) L, 62-75  
2/12/10 (H) W, 58-54  
2/18/10 (A) W, 63-61  
1/13/11 (A) W, 66-62  
1/30/11 (H) W, 64-41  
1/4/12 (H) W, 68-59  
1/19/12 (A) W, 71-60  
1/6/13 (A) W, 72-66  
1/24/13 (H) W, 68-45

## GEORGIA TECH (2-2)

12/18/03 (H) W, 67-56  
11/23/04 (A) L, 64-71  
11/14/10 (H) W, 65-63  
11/13/11 (A) L, 56-87

## GRAMBLING STATE (1-0)

12/29/94 (N) W, 80-79

## &lt;

# OPPONENT HISTORY



1/18/90 (A) W, 82-66
1/9/91 (H) L, 61-76
1/18/92 (H) W, 64-62
2/15/92 (A) L, 69-70
1/24/93 (A) W, 71-42
2/21/93 (H) W, 67-44
1/16/94 (A) W, 71-49
2/13/94 (H) W, 73-59
1/6/95 (H) W, 68-64
2/19/95 (A) L, 80-87
3/11/95 (H) W, 63-44
1/26/96 (A) W, 67-42
2/28/96 (H) W, 77-64
3/9/96 (H) W, 84-58
2/7/97 (H) W, 77-49
1/17/97 (A) W, 78-53
2/28/97 (N) W, 86-48
1/16/98 (H) W, 76-65
1/30/98 (H) W, 81-59
1/22/99 (H) W, 79-52
2/5/99 (A) W, 74-50
3/4/99 (N) W, 73-45
1/16/00 (H) W, 74-57
2/25/00 (A) W, 84-64
1/7/01 (H) W, 62-56
2/18/01 (A) L, 48-49
3/10/01 (H) W, 66-62
1/27/02 (A) W, 68-51
2/17/02 (H) W, 67-43
1/16/03 (H) W, 58-48
2/9/03 (A) L, 95-98(OT)
3/15/03 (H) W, 71-55
1/9/04 (A) W, 75-73
2/26/04 (H) W, 80-58
1/6/05 (A) W, 70-58
2/27/05 (H) W, 92-61
1/22/06 (H) W, 72-63
3/2/06 (A) L, 68-75
3/19/06 (N) W, 58-54
2/1/07 (H) L, 50-79
2/25/07 (H) W, 62-57
3/11/07 (N) W, 78-70
1/13/08 (H) W, 82-57
3/2/08 (A) L, 63-76
1/25/09 (H) L, 67-72
3/1/09 (A) L, 57-73
1/17/10 (A) W, 67-58
2/21/10 (H) L, 59-65
3/14/10 (A) L, 53-67
1/9/11 (H) W, 71-55
2/6/11 (A) L, 67-58
2/1/12 (H) L, 55-57
2/26/12 (A) L, 44-63
2/12/13 (H) L, 56-58
2/28/13 (A) L, 61-77

**KANSAS (2-0)**

11/20/78 (N) W, 73-59
12/8/79 (H) W, 90-59

**KANSAS STATE (3-2)**

1978-79 (N) W, 96-75
3/18/82 (N) L, 67-76
12/4/82 (A) L, 50-58
1/5/84 (H) W, 92-64
3/23/02 (N) W, 88-62

**KENT STATE (2-0)**

12/21/88 (A) W, 99-74
12/16/89 (H) W, 89-53

**KENTUCKY (7-3)**

3/11/78 (H) W, 82-66
1/28/79 (A) W, 81-65
1/20/82 (H) W, 91-68
2/5/83 (A) L, 66-80
12/29/84 (N) W, 66-59
1/13/85 (A) W, 64-62
1/10/86 (H) W, 74-69
1/23/87 (A) L, 70-85
1/18/06 (H) L, 55-69
12/28/07 (A) W, 71-62

**LA TECH (9-17)**

1978-79 (N) W, 76-65
12/23/79 (N) L, 57-59
1979-80 (N) W, 73-59
1/22/81 (A) L, 47-81
2/20/81 (A) L, 59-75
12/20/81 (N) L, 51-68
1/29/82 (H) W, 61-58
1/6/83 (A) L, 48-69
4/1/83 (H) L, 55-71
2/4/84 (H) W, 66-64
2/13/85 (A) L, 63-72
1/17/86 (H) L, 70-77
2/21/87 (A) L, 57-90
2/20/88 (A) L, 65-68
2/9/89 (A) L, 71-72
1/14/90 (H) L, 65-79
2/9/91 (A) L, 68-76
12/7/97 (N) W, 88-65
3/25/00 (N) L, 74-86
11/25/11 (N) L, 71-84
2/26/14 (H) W, 75-64
2/22/15 (A) W, 72-71
1/7/16 (H) L, 51-69
1/14/17 (A) W, 69-64

1/26/18 (A) L, 45-59
1/17/19 (A) W, 70-59

**LIBERTY (2-1)**

3/14/97 (H) W, 102-52
3/23/08 (H) W, 82-62
11/10/17 (H) L, 55-63

**LONG ISLAND (1-0)**

1/19/79 (H) W, 107-41
-----------------------

**LONGWOOD (8-5)**

1969-70 (A) L, 50-57
1969-70 (H) W, 41-24
1970-71 (H) L, 45-49
1971-72 (A) L, 53-55
1971-72 (N) W, 59-58
1974-75 (H) L, 62-71
1975-76 (H) W, 65-50
1976-77 (A) L, 60-64
1977-78 (H) W, 62-46
1977-78 (H) W, 72-45
2/21/79 (A) W, 89-47
11/15/80 (A) W, 113-37
3/4/19 (H) W, 69-48

**LOUISVILLE (3-2)**

12/29/95 (A) W, 73-70
11/30/97 (H) W, 77-39
11/28/09 (N) L, 75-82
11/26/10 (H) W, 69-65
12/15/14 (A) L, 46-100

**LOYOLA (MD) (1-1)**

3/16/11 (H) L, 65-67
12/2/15 (H) W, 64-41

**LSU (2-0)**

2/3/79 (H) W, 85-76
3/22/97 (N) W, 62-49

**LYNCHBURG (4-1)**

1969-70 (H) L, 38-42
1969-70 (A) W, 44-27
1970-71 (H) W, 44-41
1971-72 (N) W, 41-31
1971-72 (N) W, 44-38

**MAINE (1-0)**

3/14/99 (H) W, 72-62
----------------------

**MARIST (0-1)**

11/24/13 (N) L, 87-82(OT)
---------------------------

**MARQUETTE (0-1)**

3/21/04 (N) L, 64-67
----------------------

**MARSHALL (7-4)**

1973-74 (H) L, 34-41
11/15/98 (H) W, 68-36
2/1/14 (H) W, 65-52(2OT)
1/8/15 (H) L, 37-69
3/5/15 (A) W, 67-55
1/24/16 (A) L, 62-80
2/20/16 (H) W, 77-55
1/5/17 (H) W, 73-69
2/23/17 (A) W, 94-85
1/18/18 (H) W, 69-53
1/3/19 (A) L, 48-57
3/2/19 (H) W, 79-53

**MARY BALDWIN (1-0)**

1972-73 (N) W, 51-42
----------------------

**MARYLAND (8-13)**

1975-76 (H) L, 56-85
1978-79 (N) W, 69-51
12/22/79 (N) W, 66-58
1/4/81 (A) W, 75-72
12/12/81 (H) W, 77-46
2/9/83 (A) L, 66-82
3/24/83 (N) W, 74-57
2/11/84 (H) W, 81-64
2/9/85 (A) W, 73-60
12/14/85 (H) W, 78-57
12/15/86 (A) L, 64-74
12/12/87 (H) L, 75-90
12/10/88 (A) L, 57-84
12/2/89 (H) L, 69-73
1/4/91 (A) L, 65-71
12/21/91 (H) L, 58-90
12/12/92 (A) L, 54-83
12/8/93 (H) L, 61-77
12/21/08 (H) L, 65-74
11/19/09 (A) L, 67-84
11/26/15 (N) L, 49-95

**MEMPHIS (1-0)**

12/3/99 (N) W, 99-60
----------------------

**MEMPHIS STATE (3-1)**

1977-78 (N) L, 85-93
1977-78 (N) W, 64-51
1/28/83 (H) W, 72-50
11/26/89 (N) W, 100-68

**MERCER (1-1)**

2/6/81 (H) W, 76-65
11/23/90 (H) L, 71-74

**MIAMI (FL) (3-2)**

1/13/86 (H) W, 86-64
1/9/88 (A) W, 93-79
12/1/96 (H) W, 94-55
11/17/15 (H) L, 35-61
12/4/16 (A) L, 56-66

**MIAMI (OH) (1-0)**

12/20/14 (A) W, 69-63
-----------------------

**MICHIGAN (1-0)**

12/30/92 (N) W, 71-63
-----------------------

**MICHIGAN STATE (1-1)**

12/2/07 (H) W, 79-73
11/26/08 (A) L, 48-74

**MIDDLE TENNESSEE (3-6)**

12/19/06 (A) L, 71-86
11/10/07 (H) W, 76-68
1/25/14 (A) L, 49-62
1/22/15 (H) L, 48-65
1/16/16 (A) W, 61-58
3/12/16 (N) L, 54-70
2/9/17 (H) L, 63-80
3/3/18 (A) L, 47-65
2/9/19 (H) W, 70-65

**MISSISSIPPI (3-2)**

11/21/79 (H) W, 79-58
1/24/81 (A) W, 58-46
3/19/89 (A) L, 58-74
1/2/09 (A) L, 72-79
12/6/09 (H) W, 75-66

**MISSISSIPPI COLLEGE (0-1)**

1976-77 (N) L, 88-91
----------------------

**MISSOURI (1-0)**

12/5/86 (N) W, 83-74
----------------------

**MONTANA (0-1)**

12/30/93 (A) L, 52-64
-----------------------

**MONTCLAIR STATE (3-0)**

1977-78 (H) W, 93-88
12/28/78 (H) W, 82-65
2/16/82 (H) W, 96-57

**NAVY (1-0)**

3/20/14 (H) W, 68-60
----------------------

**NEBRASKA (1-0)**

3/15/98 (H) W, 75-60
----------------------

**NEW HAMPSHIRE (1-0)**

12/10/83 (H) W, 87-64
-----------------------

**NORFOLK STATE (22-3)**

1970-71 (H) W, 57-33
1971-72 (H) W, 50-47
1971-72 (A) W, 49-33
1972-73 (H) W, 54-36
1972-73 (A) W, 65-33
1973-74 (H) W, 59-48
1973-74 (A) W, 54-34
1974-75 (H) L, 65-68
1974-75 (A) L, 46-70
1975-76 (H) W, 75-72
1975-76 (A) W, 79-74
1975-76 (N) L, 47-83
1976-77 (H) W, 103-69
1976-77 (A) W, 78-53
1977-78 (A) W, 111-56
1977-78 (H) W, 85-51
11/27/78 (A) W, 81-64
2/19/80 (H) W, 95-35
1980-81 (H) W, 106-42
12/11/80 (A) W, 89-75
1/26/82 (H) W, 96-54
12/18/82 (H) W, 95-58
11/30/08 (H) W, 97-54
11/18/16 (H) W, 65-54
11/9/18 (H) W, 69-53

**NORTH CAROLINA (12-7)**

1975-76 (A) L, 55-63
1976-77 (A) W, 66-56
1977-78 (H) W, 78-51
12/2/78 (H) W, 87-76
1978-79 (N) W, 81-60
1/30/80 (A) W, 74-53
1979-80 (N) W, 89-61
11/24/80 (H) W, 99-65
12/5/81 (A) W, 71-64
12/28/84 (N) W, 78-64
3/14/87 (A) W, 76-58
3/18/92 (A) L, 54-60
3/20/94 (A) L, 52-63
11/25/00 (A) W, 91-77
12/2/01 (H) L, 85-95
12/08/02 (A) L, 54-90
12/7/03 (H) W, 73-68
12/30/04 (A) L, 55-79
12/29/05 (H) L, 80-88(OT)

**NORTH CAR. A&T (2-0)**

11/18/10 (H) W, 79-65
12/18/11 (H) W, 71-58

**NC CENTRAL (3-0)**

12/7/12 (H) W, 59-33
1/5/14 (H) W, 68-44
11/27/16 (H) W, 83-52

**NC STATE (14-22)**

1974-75 (H) W, 78-71
1974-75 (A) L, 52-57
1975-76 (H) L, 46-88
1975-76 (A) L, 79-101
1976-77 (H) L, 61-72
1976-77 (H) L, 59-67
1976-77 (N) L, 75-77
1977-78 (H) W, 77-55
1977-78 (N) L, 57-59
3/8/79 (N) W, 78-73
12/6/79 (A) W, 74-61
1979-80 (N) W, 70-59
12/28/82 (N) W, 87-64
3/22/84 (H) W, 73-71(OT)
2/1/85 (H) L, 71-82
3/21/85 (H) W, 77-67
12/21/85 (H) L, 59-66
2/1/86 (A) L, 58-73
1/31/87 (H) W, 77-63
1/30/88 (A) W, 71-65
2/4/89 (H) L, 69-91
2/3/90 (A) L, 69-102
2/2/91 (H) L, 52-66
1/25/92 (A) L, 78-89
2/6/93 (H) W, 81-67
2/6/94 (A) W, 78-62
2/1/95 (H) L, 75-81
11/17/96 (H) L, 62-65
3/21/98 (N) L, 54-55
11/24/98 (A) W, 75-72
11/26/01 (A) L, 58-74
12/30/02 (H) W, 79-55
11/23/09 (H) L, 62-52
11/23/10 (A) L, 60-62
11/20/17 (H) L, 56-73
12/2/18 (A) L, 56-85

**NORTH TEXAS (7-4)**

2/8/14 (A) L, 52-68
1/17/15 (A) W, 54-44
2/28/15 (H) W, 70-48
2/11/16 (A) W, 65-48
3/3/16 (H) W, 62-55
3/9/16 (N) W, 62-55
1/1/17 (A) L, 55-65
1/28/17 (H) W, 62-47
1/11/18 (A) L, 46-63
2/22/18 (H) L, 52-55
1/31/19 (A) W, 72-71

**NORTHEASTERN (11-3)**

12/4/85 (H) W, 72-58
2/5/06 (H) W, 87-41
2/8/07 (A) W, 89-75
1/24/08 (A) W, 85-51
2/14/08 (H) W, 83-46
1/11/09 (A) W, 66-56
2/5/09 (H) W, 70-54
1/7/10 (A) L, 94-100(3OT)
3/12/10 (N) W, 68-49
2/10/11 (H) W, 69-44
1/8/12 (A) W, 73-70
2/23/12 (H) L, 66-78
2/17/13 (H) W, 70-67
3/3/13 (A) L, 60-79

**NE LOUISIANA (1-0)**

3/29/85 (N) W, 57-47
----------------------

**NORTHERN ILLINOIS (2-0)**

12/6/86 (A) W, 89-71
11/26/88 (H) W, 81-69

**NORTHWESTERN (2-0)**

12/15/79 (H) W, 92-74
12/1/84 (A) W, 87-85

**NOTRE DAME (5-1)**

12/29/83 (N) W, 71-57
1/10/89 (A) W, 82-65
1/12/90 (H) W, 62-61
2/23/91 (A) L, 58-70
3/7/92 (H) W, 85-76
1/2/94 (H) W, 76-67

**OAKLAND (0-1)**

12/21/17 (N) L, 59-80
-----------------------

**OHIO STATE (3-1)**

1/26/79 (A) W, 72-48
2/16/80 (H) W, 85-56
3/23/85 (H) W, 72-68
11/22/13 (A) L, 75-60

**OKLAHOMA (1-0)**

12/29/92 (N) W, 60-54
-----------------------

**OKLAHOMA STATE (0-1)**

12/21/94 (N) L, 59-62
-----------------------





# OPPONENT HISTORY

## SAINT PETER'S (3-1)

3/13/82	(H)	W, 75-42
2/28/86	(H)	W, 82-61
1/13/91	(H)	W, 77-54
2/9/93	(A)	L, 60-66

## SAN DIEGO STATE (3-0)

1/11/82	(A)	W, 78-62
1/16/83	(H)	W, 79-76
2/25/89	(N)	W, 90-69

## SAN FRANCISCO (1-0)

1/9/80	(A)	W, 70-46
--------	-----	----------

## SETON HALL (2-1)

2/21/84	(H)	W, 94-59
12/14/01	(H)	W, 65-52
11/26/11	(N)	L, 49-60

## SIENA (1-0)

12/29/91	(N)	W, 69-65
----------	-----	----------

## SMU (1-0)

3/20/00	(H)	W, 96-76
---------	-----	----------

## SOUTH ALABAMA (10-3)

11/21/83	(N)	W, 85-67
3/9/84	(H)	W, 84-69
2/21/85	(A)	W, 64-56
2/7/86	(H)	W, 69-64
3/7/86	(H)	W, 65-63
2/12/87	(A)	L, 62-71
3/7/87	(H)	W, 64-61
3/3/88	(H)	W, 64-62
1/28/89	(A)	L, 65-69
1/31/90	(H)	W, 92-62
3/8/90	(H)	W, 81-72
1/17/91	(A)	L, 82-84
3/8/91	(A)	W, 70-67

## SOUTH CAROLINA (9-6)

1976-77	(N)	W, 63-44
2/19/79	(A)	L, 49-73
2/13/80	(H)	W, 81-56
12/2/81	(A)	L, 64-75
3/14/81	(H)	W, 73-71
2/25/82	(H)	W, 84-63
3/6/83	(A)	W, 72-60
1/16/85	(H)	W, 79-72
2/12/86	(A)	L, 57-65
1/14/87	(H)	W, 77-51
1/19/89	(A)	W, 67-66
1/20/90	(H)	L, 54-75
1/30/92	(A)	L, 51-64
1/12/93	(H)	L, 65-67
11/27/93	(H)	W, 79-69

## SOUTH CAROLINA ST. (2-0)

12/29/12	(H)	W, 79-63
12/30/17	(H)	W, 52-35

## SOUTH CONN. ST. (1-0)

2/2/79	(H)	W, 80-44
--------	-----	----------

## SOUTH DAKOTA ST. (0-1)

11/28/15	(N)	L, 39-71
----------	-----	----------

## SOUTHERN ILLINOIS (1-0)

12/19/94	(N)	W, 64-52
----------	-----	----------

## SOUTHERN MISS (4-4)

1/15/14	(A)	W, 92-82
3/13/14	(N)	L, 64-83
2/19/15	(A)	L, 53-70
1/9/16	(H)	W, 53-45
1/12/17	(A)	L, 69-89
3/9/17	(N)	L, 74-80
2/10/18	(A)	W, 74-55
1/19/19	(A)	W, 53-50

## SW MISSOURI ST. (1-0)

11/29/98	(N)	W, 79-59
----------	-----	----------

## STANFORD (3-4)

2/26/83	(N)	W, 83-49
12/1/95	(A)	L, 76-97
12/17/96	(H)	W, 83-66
3/28/97	(N)	W, 83-82 (OT)
11/24/07	(N)	L, 61-69
11/13/09	(H)	L, 56-89
11/17/11	(A)	L, 48-97

## STEPHEN F. AUSTIN (3-1)

2/2/80	(H)	W, 81-60
1980-81	(N)	W, 60-54
1/8/83	(A)	W, 61-58
2/26/89	(N)	L, 81-96

## STETSON (1-0)

1/6/92	(H)	W, 84-59
--------	-----	----------

## STONY BROOK (1-0)

12/21/10	(H)	W, 71-47
----------	-----	----------

## SYRACUSE (7-5)

1/22/82	(H)	W, 86-55
1/25/83	(A)	W, 96-60
12/2/83	(H)	W, 93-57
3/16/85	(H)	W, 88-63
12/27/86	(H)	W, 74-68
12/16/87	(A)	L, 64-78
12/1/90	(N)	L, 68-77
11/26/94	(H)	W, 54-53
12/4/99	(A)	W, 71-46
11/17/00	(H)	L, 84-85 (OT)
11/26/09	(N)	L, 32-65
12/20/16	(N)	L, 66-92

## TENNESSEE (9-36)

1976-77	(N)	L, 60-61
2/10/79	(H)	W, 71-56
3/10/79	(A)	W, 74-72
1/26/80	(A)	W, 61-54
1979-80	(N)	W, 68-67
1978-80	(N)	W, 68-53
2/16/81	(H)	L, 70-76
1980-81	(H)	L, 64-65
1980-81	(H)	L, 65-68
12/2/81	(H)	W, 66-54
2/14/82	(A)	L, 58-62
11/30/82	(A)	W, 78-72 (OT)
12/14/83	(H)	W, 90-66
11/29/83	(A)	L, 63-67
1/25/85	(H)	L, 64-67
2/20/86	(A)	L, 68-79
1/7/87	(H)	L, 90-99
11/28/87	(N)	L, 52-83
1/14/88	(A)	L, 68-91
1/4/89	(H)	L, 58-93
1/6/90	(A)	L, 61-81
3/18/90	(A)	L, 68-87
1/6/91	(H)	L, 62-93
2/4/92	(A)	L, 59-75
12/2/93	(H)	L, 60-68
1/13/94	(A)	L, 49-90
1/24/95	(H)	L, 54-77
1/11/96	(A)	L, 47-69
1/7/97	(H)	W, 83-72
3/30/97	(N)	L, 68-59
2/7/98	(A)	L, 61-85
1/19/99	(H)	L, 61-77
1/3/00	(A)	L, 55-113
1/28/01	(H)	L, 70-87
1/8/02	(A)	L, 62-74
1/7/03	(H)	L, 63-91
1/4/04	(A)	L, 42-66
12/05	(H)	L, 58-68
12/06	(A)	L, 67-83
12/22/06	(H)	L, 59-75
12/5/07	(A)	L, 51-83
12/18/08	(H)	L, 76-81
12/30/09	(A)	L, 62-102
12/5/10	(H)	L, 44-74
12/28/11	(A)	L, 37-90

## TENNESSEE TECH (3-1)

1977-78	(N)	L, 61-65
3/17/93	(H)	W, 77-60
3/12/99	(H)	W, 74-48
11/25/18	(N)	W, 80-73

## TEXAS (7-4)

1977-78	(N)	W, 70-60
2/25/80	(H)	W, 74-45
12/17/80	(N)	W, 60-58
1/20/81	(A)	W, 57-51
11/24/84	(H)	W, 90-80
1/20/86	(A)	L, 62-93
2/21/89	(A)	L, 78-99
12/8/89	(H)	L, 92-93
12/10/94	(A)	W, 73-70
1/5/96	(H)	W, 98-61
11/17/08	(A)	L, 44-78

## TEXAS A&M (0-1)

12/20/12	(N)	L, 55-78
----------	-----	----------

## TEXAS TECH (2-1)

12/20/94	(N)	L, 53-67
1/1/98	(A)	W, 74-71
11/21/98	(H)	W, 85-64

## TOLEDO (1-0)

3/18/96	(H)	W, 72-66
---------	-----	----------

## TOWSON (19-1)

11/16/01	(H)	W, 82-26
2/3/02	(A)	W, 66-27
1/19/03	(A)	W, 69-48
2/27/03	(H)	W, 72-46

1/15/04	(H)	W, 87-34
2/5/04	(A)	W, 68-64
1/23/05	(A)	W, 80-66
2/6/05	(H)	W, 78-56
1/29/06	(A)	W, 69-56
2/15/07	(H)	W, 82-42
2/17/08	(A)	W, 73-61
3/15/08	(N)	W, 74-51
2/26/09	(H)	W, 65-57
1/24/10	(A)	W, 57-50
3/3/10	(H)	L, 56-64 (OT)
1/2/11	(A)	W, 69-63
1/23/11	(H)	W, 71-43
2/29/12	(H)	W, 65-50
3/8/12	(N)	W, 72-58
1/10/13	(H)	W, 65-55

## TULANE (1-2)

12/30/10	(A)	L, 92-62
1/11/14	(H)	L, 59-62
12/21/18	(A)	W, 56-48

## TULSA (1-0)

2/5/14	(H)	W, 65-53
--------	-----	----------

## UAB (13-6)

3/10/83	(H)	W, 102-79
2/23/85	(A)	W, 77-58
3/8/85	(H)	W, 95-57
1/24/86	(H)	W, 73-56
2/14/87	(A)	W, 92-58
3/5/88	(H)	W, 86-76
3/11/88	(N)	W, 66-59
1/26/89	(A)	W, 77-61
3/10/89	(N)	W, 70-64
1/27/90	(H)	W, 59-56
3/10/90	(H)	W, 72-57
1/19/91	(A)	L, 80-91
3/9/91	(A)	L, 69-74
1/22/14	(H)	L, 64-80
1/24/15	(H)	W, 58-46
1/14/16	(A)	L, 55-58
2/11/17	(H)	W, 73-61
1/4/18	(H)	L, 61-74
2/7/19	(H)	L, 61-69

## UCLA (8-4)

1976-77	(N)	L, 59-66
1/3/79	(H)	W, 90-60
1979-80	(N)	W, 87-82
1/11/80	(A)	W, 73-45
1/6/81	(H)	W, 91-74
1/7/82	(A)	W, 85-60
1/17/84	(H)	L, 74-76
1/4/85	(H)	W, 74-58
12/30/89	(A)	W, 68-64
12/18/90	(H)	L, 66-80
12/29/99	(H)	L, 76-82
12/18/00	(H)	W, 86-62

## UCONN (1-7)

1/19/98	(A)	L, 72-93
2/13/99	(H)	W, 82-77
11/26/99	(A)	L, 66-109
1/18/01	(A)	L, 51-80
12/29/01	(H)	L, 70-84
3/25/02	(N)	L, 64-85
11/23/07	(N)	L, 43-86
3/30/08	(N)	L, 63-78

## UMASS LOWELL (1-0)

12/4/13	(H)	W, 90-57
---------	-----	----------

## UMES (3-1)

12/21/11	(H)	L, 59-63
11/20/12	(A)	W, 62-46
12/7/13	(H)	W, 82-57
12/22/15	(A)	W, 89-52

## UNC WILMINGTON (45-1)

1/27/92	(H)	W, 92-70
2/26/92	(A)	W, 86-57
1/31/93	(H)	W, 71-54
2/28/93	(A)	W, 83-59
3/11/93	(H)	W, 75-42
1/21/94	(H)	W, 66-40
2/18/94	(A)	W, 61-37
1/27/95	(H)	W, 72-42
2/23/95	(A)	W, 70-41
3/9/95	(H)	W, 73-44
1/21/96	(H)	W, 103-22
2/23/96	(A)	W, 81-41
1/23/97	(H)	W, 89-51
2/11/97	(A)	W, 97-58
1/6/98	(A)	W, 78-46
2/17/98	(H)	W, 92-51
12/23/98	(A)	W, 104-60
2/26/99	(H)	W, 74-52
1/7/00	(A)	W, 84-65
2/11/00	(H)	W, 85-55
3/11/00	(N)	W, 92-49
12/30/00	(A)	W, 74-59
2/15/01	(H)	W, 83-32
1/24/02	(H)	W, 63-39
2/15/02	(H)	W, 72-40

3/9/02	(H)	W, 76-48
1/3/03	(H)	W, 71-58
3/6/03	(A)	W, 51-48 (OT)
1/29/04	(H)	W, 67-55
2/15/04	(A)	W, 68-59
1/30/05	(H)	W, 59-55
2/24/05	(H)	W, 76-52
2/17/06	(H)	W, 78-51
3/3/07	(A)	W, 79-56
1/9/08	(A)	W, 67-55
2/3/08	(H)	W, 93-56
3/14/08	(N)	W, 82-65
1/8/09	(A)	W, 79-70
2/8/09	(H)	W, 66-46
3/13/09	(N)	W, 61-56
2/4/10	(A)	W, 61-58
2/13/11	(H)	W, 68-60
1/22/12	(H)	L, 54-76
2/12/12	(A)	W, 59-57
1/17/13	(A)	W, 74-50
2/3/13	(H)	W, 62-55

## UNLV (1-0)

# OPPONENT HISTORY



1/4/92	(A)	W, 70-51
2/29/92	(H)	W, 64-56
2/3/93	(A)	W, 64-48
3/4/93	(H)	W, 79-52
3/13/93	(H)	W, 65-51
2/3/94	(H)	W, 61-47
3/3/94	(A)	W, 64-51
3/11/94	(N)	W, 88-66
2/5/95	(A)	W, 77-36
3/4/95	(H)	W, 81-58
3/10/95	(H)	W, 96-37
2/2/96	(H)	W, 105-50
3/3/96	(A)	W, 86-44
1/12/97	(H)	W, 79-36
2/16/97	(A)	W, 96-36
2/27/97	(N)	W, 101-35
11/3/97	(A)	W, 94-53
2/20/98	(H)	W, 110-51
1/26/99	(A)	W, 75-43
2/16/99	(H)	W, 90-57
1/28/00	(H)	W, 96-44
2/18/00	(A)	W, 85-43
1/12/01	(H)	W, 68-46
2/22/01	(A)	W, 78-32
3/9/01	(H)	W, 62-49
1/1/02	(A)	W, 105-47
3/1/02	(H)	W, 70-36
3/7/02	(H)	W, 73-52
3/2/03	(H)	W, 83-44
3/9/03	(A)	W, 67-49
11/21/03	(A)	W, 75-58
3/4/04	(H)	W, 79-45
3/11/04	(H)	W, 82-56
1/20/05	(H)	W, 77-59
2/20/05	(A)	W, 68-50
1/8/06	(A)	W, 77-68
2/26/06	(H)	W, 85-33
1/28/07	(H)	W, 63-47
2/18/07	(A)	W, 56-52
1/20/08	(A)	W, 63-55
2/10/08	(H)	W, 83-68
1/22/09	(A)	W, 66-48
3/4/09	(H)	W, 87-72
1/28/10	(A)	W, 88-65
2/25/10	(H)	W, 70-52
1/27/11	(A)	W, 68-55
2/24/11	(H)	W, 70-65
1/26/12	(A)	L, 80-83
1/27/13	(A)	L, 69-73
2/21/13	(H)	W, 75-64
12/21/13	(A)	W, 60-49
11/17/14	(H)	W, 65-58
12/29/15	(A)	L, 64-75
11/20/16	(H)	L, 58-69
12/17/17	(A)	L, 58-75
12/8/18	(H)	W, 83-69

## WINTHROP (0-1)

1971-72 (N) L, 47-51

## WISC. GREEN BAY (2-0)

12/28/91 (N) W, 83-68  
3/18/00 (H) W, 94-85

## WKU (8-17)

3/11/83 (H) W, 78-67  
11/22/83 (A) L, 80-84 (OT)  
3/8/84 (H) W, 80-60  
1/28/85 (H) W, 76-57  
3/9/85 (H) W, 76-63  
2/23/86 (A) L, 64-74  
3/8/86 (H) L, 61-69  
2/6/87 (H) W, 73-68  
1/12/88 (A) W, 77-69  
3/12/88 (N) L, 69-74  
1/13/89 (H) W, 66-56  
3/11/89 (A) L, 58-93  
2/22/90 (A) L, 66-68  
3/9/90 (H) W, 73-65  
3/1/91 (H) L, 63-73  
1/10/15 (H) L, 60-76  
3/7/15 (A) L, 62-71  
3/13/15 (N) L, 59-61  
1/21/16 (A) L, 51-68  
2/18/16 (H) L, 74-85 (OT)  
1/7/17 (H) L, 62-67  
2/25/17 (A) L, 73-79  
2/8/18 (A) L, 48-62  
1/5/19 (A) L, 60-75  
3/14/19 (N) L, 60-74

## WOFFORD (1-0)

12/7/11 (H) W, 70-58



# YEAR-BY-YEAR RESULTS

## 1969-70 (16-2)

Head Coach: Mary Jackson

Virginia Wesleyan	W, 96-13
Christopher Newport	W, 29-17
Roanoke	W, 60-31
at Lynchburg	L, 38-42
at Christopher Newport	W, 71-18
at VCU	W, 49-36
Chowan J.C.	W, 54-31
at Bridgewater	W, 56-33
East Carolina	W, 52-47
James Madison	W, 66-39
at Chowan J.C.	W, 63-43
VCU	W, 60-49
at Longwood	L, 50-57
at Westhampton	W, 46-41
William and Mary	W, 62-22
Lynchburg	W, 44-27
at James Madison	W, 41-21
Longwood	W, 41-24

## 1970-71 (8-7)

Head Coach: Mary Jackson

Christopher Newport	W, 66-31
at Christopher Newport	W, 68-31
Norfolk State	W, 57-33
East Carolina	L, 34-65
Chowan J.C.	W, 78-15
VCU	W, 52-37
at East Carolina	L, 43-57
at James Madison	L, 37-43
at Bridgewater	L, 32-57
at VCU	W, 66-50
Longwood	L, 45-49
Lynchburg	W, 44-41
Roanoke	L, 36-52
VCU (1)	W, 43-33
James Madison (1)	L, 44-65

1 - Virginia State Tournament - Lynchburg, Va.

## 1971-72 (12-7)

Head Coach: Mary Jackson

Christopher Newport	W, 95-10
Norfolk State	W, 50-47
at Christopher Newport	W, 59-15
at Norfolk State	W, 49-33
East Carolina	L, 39-50
Bridgewater	L, 37-61
at VCU	W, 65-45
at East Carolina	L, 41-60
James Madison	L, 38-51
Va. Commonwealth	W, 46-35
at Longwood	L, 53-55
Lynchburg	W, 41-31
Lynchburg (1)	W, 44-38
Longwood (1)	W, 59-58
Roanoke (1)	W, 40-39
Bridgewater (1)	W, 42-35
Winthrop (2)	L, 47-51
Murray State (2)	W, 55-38
Western Carolina (2)	L, 47-53

1 - Virginia State Tournament - Richmond, Va.  
2 - AIAW East Coast Regionals

## 1972-73 (7-9)

Head Coach: Mary Jackson

at Va. Commonwealth	L, 35-38
Federal City	L, 39-56
Norfolk State	W, 54-36
at James Madison	W, 23-12
at Virginia State	W, 54-33
Virginia Tech	W, 31-29
at Bridgewater	L, 31-54
Va. Commonwealth	L, 44-52
East Carolina	L, 40-64
at Roanoke	L, 32-33
at Norfolk State	W, 65-33
at William and Mary	L, 46-55
at East Carolina	L, 40-59
Virginia State	W, 39-36
Mary Baldwin	W, 51-42
VCU (1)	L, 43-66

1 - VA State Tournament - Harrisonburg, Va.

## 1973-74 (7-7)

Head Coach: Debbie Wilson

VCU	W, 42-33
at Virginia	L, 40-46
at Virginia State	W, 52-49
Norfolk State	W, 59-48
Virginia State	W, 56-49
at VCU	L, 38-44
Chowan J.C.	W, 48-29
Marshall	L, 34-41
Roanoke	L, 42-53
at Radford	L, 33-49
at Norfolk State	W, 54-34
Chowan J.C.	W, 50-40
Bridgewater	L, 38-49
Eastern Mennonite (1)	L, 51-52

1 - VAIW

## 1974-75 (12-10)

Head Coach: Pam Parsons

Virginia State	W, 65-51
VCU	W, 74-60
Longwood	L, 62-71
Christopher Newport	W, 92-34
N.C. State	W, 78-71
Norfolk State	L, 65-68
at Christopher Newport	W, 86-38
at Virginia State	W, 77-47
Virginia	W, 57-55
East Carolina	L, 70-83
at Eastern Mennonite	W, 74-46
at Bridgewater	L, 56-61
at Norfolk State	L, 46-70
at William and Mary	L, 67-70
Roanoke	W, 86-50
Radford	W, 87-82
at VCU	L, 43-62
Virginia Tech (1)	W, 95-82
William and Mary	W, 69-63
at N.C. State	L, 52-57
James Madison (2)	L, 42-84
Bridgewater (3)	L, 68-71

1 - Donna Doyle Scholarship Game  
2 - Virginia State Tournament - Lynchburg, Va.  
3 - VAIW

## 1975-76 (14-12)

Head Coach: Pam Parsons

at James Madison	L, 60-83
Longwood	W, 65-50
Bridgewater	L, 57-73
at Christopher Newport	W, 76-34
at Virginia	L, 35-52
at Norfolk State	W, 75-72
VCU	W, 74-46
George Mason	W, 83-20
Maryland	L, 56-85
Federal City	L, 57-81
N.C. State	L, 46-88
William and Mary	W, 85-60
Christopher Newport	W, 89-47
at Virginia State	L, 55-69
at Emory and Henry (forfeit)	W, 2-0
Radford	W, 68-57
at Virginia Tech	W, 88-82
Virginia State	W, 66-53
at North Carolina	L, 55-63
East Carolina	L, 75-81
Norfolk State	W, 79-74
at N.C. State	L, 79-101
Norfolk State (1)	L, 47-83
Virginia Tech	W, 57-51
Va. Commonwealth (1)	W, 59-47
Immaculata (2)	L, 53-89

1 - Virginia State Tournament - Bridgewater, Va.  
2 - Donna Doyle Scholarship Game

## 1976-77 (23-9)

Head Coach: Pam Parsons

Final Ranking: #14

at N.C. State	L, 61-72
at Longwood	L, 60-64
Federal City	W, 81-65
at Virginia	W, 85-53
at Hampton Institute	W, 92-51
James Madison	W, 99-65
Delta State (1)	L, 47-55
at Queens	W, 80-79
at VCU	W, 93-52
at North Carolina	W, 66-56
Virginia	W, 71-38
at Virginia State	W, 93-75
at George Mason	W, 91-48
Virginia Tech	W, 82-39
Norfolk State	W, 103-69
Radford	W, 87-59
East Carolina	W, 100-39
at South Carolina (2)	W, 63-44
N.C. State	L, 59-67
at Norfolk State	W, 78-53
at William and Mary	W, 70-28
Virginia State	W, 73-52
at Immaculata	L, 64-75
VCU (2)	W, 96-54
Radford (2)	W, 92-56
James Madison (2)	W, 81-54
Morehead State (3)	W, 77-67
Tennessee (3)	L, 60-61
N.C. State (3)	L, 75-77
Valdosta State (4)	W, 77-71
UCLA (4)	L, 59-66
Mississippi College (4)	L, 88-91

1 - Donna Doyle Scholarship Game  
2 - VA State Tournament - Charlottesville, Va.  
3 - AIAW Region II Tournament  
4 - WNIT



# YEAR-BY-YEAR RESULTS



## 1977-78 (30-4)

Head Coach: Marianne Stanley  
WNIT Champions  
Final Ranking: #12

Virginia	W, 74-26
North Carolina	W, 78-51
Virginia State	W, 67-48
at Norfolk State	W, 111-56
at VCU	W, 91-37
Providence (1)	W, 63-44
Oral Roberts (1)	W, 82-49
Queens (1)	L, 67-70
at Pittsburgh	W, 75-56
High Point	W, 83-69
Montclair State	W, 93-88
at Immaculata	W, 70-61
at Virginia	W, 71-49
at District of Columbia	W, 89-34
at Virginia Tech	W, 108-48
at Radford	W, 84-54
Virginia Union	W, 86-44
Longwood	W, 62-46
at James Madison	W, 72-44
at Virginia State	W, 78-48
Tennessee Tech (2)	L, 61-65
Memphis State (2)	L, 85-93
Norfolk State	W, 85-51
N.C. State (3)	W, 77-55
William and Mary	W, 111-62
Virginia Tech (4)	W, 83-53
Longwood (4)	W, 72-45
Virginia Union (4)	W, 104-63
Memphis State (5)	W, 64-51
N.C. State (5)	L, 57-59
Kentucky (5)	W, 82-66
Fort Valley State (6)	W, 72-60
Cal State Long Beach (6)	W, 77-58
Texas (6)	W, 70-60

- 1 - Holiday Tournament - New York, N.Y.
- 2 - Lady Val Classic - Knoxville, Tenn.
- 3 - Donna Doyle Scholarship Game
- 4 - AIAW State Tournament - Norfolk, Va.
- 5 - AIAW Region II Championship
- 6 - WNIT

## 1978-79 (35-1)

Head Coach: Marianne Stanley  
AIAW Champions  
Final Ranking: #1

N 20	vs. Kansas (1)	W, 73-59
21	vs. Delta State (1)	W, 75-65
27	at Norfolk State	W, 81-64
D 2	North Carolina	W, 87-76
6	Virginia	W, 79-56
8	Czechoslovakia (Exh)	W, 73-61
19	Radford	W, 101-60
28	Montclair State	W, 82-65
J 3	UCLA (2)	W, 90-60
6	at Queens (3)	W, 106-53
8	St. Joseph's	W, 97-62
11	Edinboro State	W, 93-67
13	Pittsburgh	W, 97-55
16	at High Point	W, 81-60
19	Long Island	W, 107-41
20	William and Mary	W, 89-51
24	James Madison	W, 99-62
26	at Ohio State	W, 72-48
28	at Kentucky	W, 81-65
F 2	S. Connecticut (4)	W, 80-44
3	Louisiana State (4)	W, 85-76
5	at Virginia Union	W, 80-44
8	Virginia Tech	W, 91-47
10	Tennessee	W, 71-56
12	at East Carolina	W, 95-70
15	VCU	W, 99-37
19	at South Carolina	L, 49-73
21	at Longwood	W, 89-47
M 1	Radford (5)	W, 100-66
2	James Madison (5)	W, 93-40
3	North Carolina (5)	W, 81-60
8	N.C. State (6)	W, 78-73
10	Tennessee (6)	W, 74-72
	Kansas State (6)	W, 96-75
	Maryland (6)	W, 69-51
	vs. UCLA (6)	W, 87-82
	vs. La. Tech (6)	W, 75-65

- 1 - Coca-Cola Women's Classic - Detroit, Mich.
- 2 - Donna Doyle Scholarship Game
- 3 - Madison Square Garden - New York, N.Y.
- 4 - Optimist Classic - Norfolk, Va.
- 5 - VAIW Tournament
- 6 - AIAW Tournament

## 1979-80 (37-1)

Head Coach: Marianne Stanley  
AIAW Champions  
Final Ranking: #1

N 16	Virginia Union	W, 122-62
21	Mississippi	W, 79-58
23	Penn State (1)	W, 95-67
24	Detroit (1)	W, 90-58
30	Clemson	W, 112-58
D 4	Virginia State	W, 113-45
6	at N.C. State	W, 74-61
8	Kansas	W, 90-59
14	Russia (Exh at Scope)	L, 66-76
15	Northwestern	W, 92-74
22	Maryland (2)	W, 66-58
23	Louisiana Tech (2)	L, 57-59
J 7	at Long Beach St.	W, 84-56
9	at San Francisco	W, 70-46
11	at UCLA	W, 73-45
12	at USC	W, 90-47
16	at Virginia	W, 86-51
21	East Carolina	W, 112-77
24	at St. Joseph's	W, 85-36
26	at Tennessee	W, 61-54
30	at North Carolina	W, 74-53
F 1	Valdosta State (3)	W, 89-57
2	Stephen F. Austin (3)	W, 81-60
5	at Virginia Tech	W, 78-52
7	at James Madison	W, 91-53
9	Cheyney State	W, 71-44
13	South Carolina	W, 81-56
16	Ohio State	W, 85-56
19	Norfolk State	W, 95-35
25	Texas	W, 74-45
	Norfolk State (5)	W, 106-42
	Virginia (5)	W, 95-56
	North Carolina (6)	W, 89-61
	N.C. State (6)	W, 70-59
	Tennessee (6)	W, 68-67
	Brigham Young (6)	W, 88-66
	Rutgers (6)	W, 84-62
	vs. La. Tech (6)	W, 73-59
	vs. Tennessee (6)	W, 68-53

- 1 - Coca-Cola Women's Classic - Detroit, Mich.
- 2 - Hanover Classic - New York, N.Y.
- 3 - Optimist Classic - Norfolk, Va.
- 5 - VAIW Tournament - Charlottesville, Va.
- 6 - AIAW Tournament

## 1980-81 (28-7)

Head Coach: Marianne Stanley  
AIAW Third Place  
Final Ranking: #3

N 11	China (Exh)	W, 90-72
13	at Virginia State	W, 67-46
15	at Longwood	W, 113-37
24	North Carolina	W, 99-65
D 3	at East Carolina	W, 89-77
5	Poland (Exh)	W, 76-72
11	at Norfolk State	W, 89-75
16	vs. USC (1)	W, 73-56
17	vs. Texas (1)	W, 60-58
18	vs. Oregon (1)	W, 68-67
22	Boston University	W, 98-40
J 4	at Maryland	W, 75-72
6	UCLA	W, 91-74
10	at DePaul	W, 81-44
14	Long Beach State	W, 87-71
20	at Texas	W, 57-51
22	at Louisiana Tech	L, 47-81
24	at Mississippi	W, 58-46
31	USC	W, 74-63
F 3	Virginia	W, 51-36
6	Mercer (2)	W, 76-65
7	Rutgers (2)	W, 90-61
10	at Clemson	L, 64-73
12	at South Carolina	L, 64-75
16	Tennessee	L, 70-76
20	La. Tech (Scope) (3)	L, 59-75
23	Virginia Tech (4)	W, 85-39
24	at Virginia Tech	W, 82-63
M 6	Virginia Tech (4)	W, 65-54
7	Virginia Union (4)	W, 109-56
13	East Carolina (5)	W, 81-70
14	South Carolina (5)	W, 73-71
	Tennessee (5)	L, 64-65
	Stephen F. Austin (5)	W, 60-54
	Long Beach St. (5)	W, 76-60
	vs. Tennessee (5)	L, 65-68
	vs. USC (5)	W, 68-65

- 1 - Giusti Tournament - Portland, Ore.
- 2 - Optimist Classic - Norfolk, Va.
- 3 - Donna Doyle Scholarship Game
- 4 - VAIW Tournament - Harrisonburg, Va.
- 5 - AIAW Tournament

## 1981-82 (22-6)

Head Coach: Marianne Stanley  
NCAA Sweet 16  
Final Ranking: #7

N 16	Cuba (Exh)	W, 68-61
20	Virginia State	W, 86-30
D 2	Tennessee (1)	W, 66-54
5	at North Carolina	W, 71-64
7	at Virginia Tech	W, 82-45
12	Maryland	W, 77-46
19	vs. Cheyney St. (2)	W, 83-55
20	vs. La. Tech (2)	L, 51-68
J 5	at Long Beach St.	L, 67-73
7	at UCLA	W, 85-60
9	at USC	L, 60-66
11	at San Diego State	W, 78-62
14	at Virginia	L, 70-77
16	DePaul (at Scope)	W, 95-56
17	Florida State	W, 100-65
20	Kentucky	W, 91-68
22	Syracuse (3)	W, 86-55
23	Drake (3)	W, 92-61
26	Norfolk State	W, 96-54
29	Louisiana Tech	W, 61-58
F 2	at James Madison	W, 91-50
5	at Rutgers	W, 88-77
6	at Boston University	W, 88-62
11	East Carolina	W, 72-63
14	at Tennessee	L, 58-62
16	Montclair State	W, 96-57
25	South Carolina	W, 84-63
M 13	St. Peter's (4)	W, 75-42
18	vs. Kansas State (4)	L, 67-76

- 1 - Donna Doyle Scholarship Game
- 2 - Hanover Classic - New York, N.Y.
- 3 - Optimist Classic - Norfolk, Va.
- 4 - NCAA Tournament

## 1982-83 (29-6)

Head Coach: Marianne Stanley  
Sun Belt Champions  
NCAA Final Four  
Final Ranking: #4

N 22	George Mason	W, 104-39
30	at Tennessee	W, 78-72 (OT)
D 2	at Drake	W, 81-72
4	at Kansas State	L, 50-58
10	West Virginia	W, 74-47
18	Norfolk State	W, 95-58
20	Virginia Tech	W, 84-53
28	vs. N.C. State (1)	W, 87-64
29	at USC (1)	L, 47-75
J 6	at Louisiana Tech	L, 48-69
8	at Stephen F. Austin	W, 61-58
12	Long Beach St.	W, 81-52
14	East Carolina	W, 92-58
16	San Diego State	W, 79-76
19	Virginia	W, 99-48
25	at Syracuse	W, 96-60
28	Memphis State (2)	W, 72-50
29	Illinois State (2)	W, 72-66
F 2	at East Carolina	W, 76-37
5	at Kentucky	L, 66-80
9	at Maryland	L, 66-82
12	Rutgers	W, 99-71
14	Tennessee (3)	W, 90-66
18	Boston University	W, 94-70
25	vs. Pennsylvania (4)	W, 79-41
26	vs. Stanford (4)	W, 83-49
27	vs. Wichita State (4)	W, 76-53
M 3	James Madison	W, 92-58
6	at South Carolina	W, 72-60
10	UAB (5)	W, 102-79
11	W. Kentucky (5)	W, 78-67
19	St. John's (6)	W, 86-63
24	vs. Maryland (6)	W, 74-57
26	at Penn State (6)	W, 74-60
A 1	Louisiana Tech (6)	L, 55-71

- 1 - Winston Tire Classic - Los Angeles, Calif.
- 2 - Optimist Classic - Norfolk, Va.
- 3 - Donna Doyle Scholarship Game
- 4 - Northern Lights Invite - Anchorage, Alaska
- 5 - Sun Belt Tournament - Norfolk, Va.
- 6 - NCAA Tournament (Final Four: Norfolk, Va.)

## 1983-84 (24-5)

Head Coach: Marianne Stanley  
Sun Belt Champions  
NCAA Elite Eight  
Final Ranking: #4

N 10	Hungary (Exh)	W, 96-82
17	Georgetown	W, 94-57
21	vs. S. Alabama (1)	W, 85-67
22	at W. Kentucky (1)	L, 80-84 (OT)
29	at Tennessee	L, 63-67
D 2	Syracuse	W, 93-57
10	New Hampshire	W, 87-64
17	Cheyney State (2)	W, 86-68
18	Auburn (2)	W, 68-67
29	vs. Notre Dame (3)	W, 71-57
30	vs. Virginia (3)	W, 79-50
J 5	Kansas State	W, 92-64
6	USC	W, 102-90
11	at Long Beach St.	W, 75-51
14	at California	L, 70-78
17	at UCLA	L, 74-76
26	at Virginia	W, 74-58
28	Kentucky (Scope)	W, 81-72
F 4	Louisiana Tech (4)	W, 66-64
9	East Carolina	W, 72-47
11	Maryland	W, 81-64
18	at Boston University	W, 79-51
21	Seton Hall	W, 94-59
24	at James Madison	W, 75-54
M 1	at Virginia Tech	W, 100-67
8	W. Kentucky (5)	W, 80-60
9	South Alabama (5)	W, 84-69
16	Penn State (6)	W, 87-65
22	N.C. State (6)	W, 73-71 (OT)
24	Cheyney State (6)	L, 71-80

- 1 - WKU Tip-Off - Bowling Green, Ky.
- 2 - Optimist Classic - Norfolk, Va.
- 3 - XMas Classic - Boston, Mass.
- 4 - Donna Doyle Scholarship Game
- 5 - Sun Belt Tournament - Norfolk, Va.
- 6 - NCAA Tournament

## 1984-85 (31-3, 6-0 Sun Belt)

Head Coach: Marianne Stanley  
Sun Belt Champions  
NCAA Champions  
Final Ranking: #5

N 24	Texas	W, 90-80
28	VCU (Scope)	W, 76-41
30	vs. Pittsburgh (1)	W, 98-64
D 1	at Northwestern (1)	W, 87-85
4	Virginia	W, 80-58
7	at East Carolina	W, 92-74
15	JMU (Scope)	W, 79-43
21	Providence (2)	W, 98-62
22	Vanderbilt (2)	W, 96-72
28	vs. UNC (3)	W, 78-64
29	vs. Kentucky (3)	W, 66-59
J 4	UCLA	W, 74-58
7	Long Beach St.	W, 84-71
11	USC	W, 52-48
13	at Kentucky	W, 64-63
16	South Carolina	W, 79-72
25	Tennessee (4)	L, 64-67
28	W. Kentucky	W, 76-57
30	at Virginia Tech	W, 86-76
F 1	N.C. State	L, 64-67
5	South Florida	W, 72-45
9	at Maryland	W, 73-60
13	at Louisiana Tech	L, 63-72
15	Boston University	W, 84-55
21	at South Alabama	W, 64-56
23	at UAB	W, 77-58
28	at Charlotte	W, 85-57
M 8	UAB (5)	W, 95-57
9	W. Kentucky (5)	W, 76-63
16	Syracuse (6)	W, 88-63
21	N.C. State (6)	W, 77-67
23	Ohio State (6)	W, 72-68
29	vs. NE Louisiana (6)	W, 57-47
31	vs. Georgia (6)	W, 70-65

- 1 - Wildcat Invitational - Evanston, Ill.
- 2 - Optimist Classic - Norfolk, Va.
- 3 - Holiday Tournament - Raleigh, N.C.
- 4 - Donna Doyle Scholarship Game
- 5 - Sun Belt Tournament - Norfolk, Va.
- 6 - NCAA Tournament (Final Four: Austin, Texas)



# YEAR-BY-YEAR RESULTS

## 1985-86 (15-13, 5-1 Sun Belt)

Head Coach: Marianne Stanley

N	16	Irish National (Exh)	W, 90-76
	30	Va. Tech (Scope)	L, 72-73
D	3	Virginia	L, 71-86
	4	Northeastern	W, 72-58
	14	Maryland (Scope)	W, 78-57
	16	VCU	W, 94-66
	20	California (1)	W, 91-69
	21	N.C. State (1)	L, 59-66
	30	East Carolina	W, 82-65
J	3	at USC	L, 76-89
	5	at Long Beach St.	L, 73-89
	7	at Arizona	W, 77-57
	10	Kentucky	W, 74-69
	13	Miami	W, 86-64
	15	at James Madison	L, 53-65
	17	Louisiana Tech (2)	L, 70-77
	20	at Texas	L, 62-93
	24	UAB	W, 73-56
F	1	at N.C. State	L, 58-73
	5	at South Florida	W, 79-47
	7	South Alabama	W, 69-64
	12	at South Carolina	L, 57-65
	14	Charlotte	W, 69-59
	20	at Tennessee	L, 68-79
	23	at W. Kentucky	L, 64-74
	28	St. Peter's	W, 82-61
M	6	South Florida (3)	W, 91-56
	7	South Alabama (3)	W, 65-63
	8	W. Kentucky (3)	L, 61-69

1 - Optimist Classic - Norfolk, Va.  
 2 - Donna Doyle Scholarship Game  
 3 - Sun Belt Tournament - Norfolk, Va.

## 1986-87 (18-13, 5-1 Sun Belt)

Head Coach: Marianne Stanley

Sun Belt Champions

NCAA Sweet 16

Final Ranking: #17

N	28	at USC	L, 64-86
	29	at Long Beach St.	L, 61-94
D	2	Virginia (Scope)	L, 59-75
	5	vs. Missouri (1)	W, 83-74
	6	at N. Illinois (1)	W, 89-71
	13	West Virginia	W, 92-69
	15	at Maryland	L, 64-74
	19	Virginia Tech (2)	W, 76-54
	20	Auburn (2)	L, 64-105
	27	Syracuse	W, 74-68
J	3	at Wake Forest	L, 77-78
	4	at Duke	L, 56-63
	7	Tennessee	L, 90-99
	12	S. Florida (Scope)	W, 82-44
	14	South Carolina	W, 77-51
	23	at Kentucky	L, 70-85
	28	at East Carolina	W, 90-57
	31	N.C. State (Scope)	W, 77-63
F	3	VCU	W, 87-65
	6	W. Kentucky (3)	W, 73-68
	12	at South Alabama	L, 62-71
	14	at UAB	W, 92-58
	19	James Madison	L, 62-66
	21	at Louisiana Tech	L, 57-90
	26	at Charlotte	W, 65-58
	28	Rutgers	W, 82-68
M	5	South Florida (4)	W, 84-34
	6	VCU (4)	W, 90-63
	7	South Alabama (4)	W, 64-61
	14	at UNC (5)	W, 76-58
	19	vs. Auburn (5)	L, 61-77

1 - Fast Break Festival - DeKalb, Ill.  
 2 - Reebok Roundball Classic - Norfolk, Va.  
 3 - Donna Doyle Scholarship Game  
 4 - Sun Belt Tournament - Norfolk, Va.  
 5 - NCAA Tournament

## 1987-88 (17-12, 6-0 Sun Belt)

Head Coach: Wendy Larry

NCAA Second Round

Final Ranking: #5

N	3	Soviet Union (Exh)	L, 74-87
	27	at Cincinnati (1)	W, 59-49
	28	vs. Tennessee (1)	L, 52-83
D	1	at Virginia	L, 55-57
	12	Maryland	L, 75-90
	16	at Syracuse	L, 64-78
	19	at West Virginia	W, 89-64
	29	Dayton (2)	W, 79-55
	30	USC (2)	L, 70-85
J	4	Arizona (Scope)	W, 82-68
	7	at South Florida	W, 82-66
	9	at Miami	W, 93-79
	12	at W. Kentucky	W, 77-69
	14	at Tennessee	L, 68-91
	16	Charlotte	W, 91-69
	20	at Virginia Tech	W, 77-56
	22	Long Beach St.	W, 85-76
	27	Boston College	W, 82-64
	30	at N.C. State	W, 71-65
F	6	at Rutgers	L, 65-82
	10	Duke	L, 81-83
	13	Wake Forest	W, 88-76
	15	at James Madison	L, 69-75
	20	Louisiana Tech (3)	L, 65-68
	27	at VCU	W, 59-49
M	3	South Alabama	W, 64-62
	5	UAB	W, 86-76
	11	vs. UAB (4)	W, 66-59
	12	vs. W. Kentucky (4)	L, 69-74
	19	at Rutgers (5)	L, 78-88

1 - Hall of Fame Tournament - Cincinnati, Ohio  
 2 - Reebok Roundball Classic - Norfolk, Va.  
 3 - Donna Doyle Scholarship Game  
 4 - Sun Belt Tournament - Tampa, Fla.  
 5 - NCAA Tournament

## 1988-89 (23-9, 5-1 Sun Belt)

Head Coach: Wendy Larry

NCAA Second Round

Final Ranking: #20/#21

N	12	Brock (Exh)	W, 106-48
	26	Northern Illinois	W, 81-69
	30	Appalachian State	W, 85-65
D	6	Virginia	W, 87-68
	10	at Maryland	L, 57-84
	17	Virginia Tech	W, 68-63
	21	at Kent State	W, 99-74
	29	Florida A&M (1)	W, 82-70
	30	Vanderbilt (1)	W, 85-76
J	4	Tennessee	L, 58-93
	6	Boston University	W, 77-66
	10	at Notre Dame	W, 82-65
	13	Western Kentucky	W, 66-56
	19	at South Carolina	W, 67-66
	21	at Duke	W, 77-70
	26	at UAB	W, 77-61
	28	at South Alabama	L, 65-69
F	1	James Madison	W, 83-51
	4	N.C. State (2)	L, 69-91
	9	at Louisiana Tech	L, 71-72
	11	at Charlotte	W, 70-66
	15	St. John's	W, 86-65
	17	South Florida	W, 96-61
	21	at Texas	L, 78-99
	24	vs. Texas El Paso (3)	W, 77-71
	25	vs. San Diego St. (3)	W, 90-69
	26	vs. Stephen F. Austin (3)	L, 81-96
M	2	VCU	W, 85-73
	4	George Mason	W, 72-68
	10	vs. UAB (4)	W, 70-64
	11	at W. Kentucky (4)	L, 58-93
	15	Villanova (5)	W, 66-41
	19	at Mississippi (5)	L, 58-74

1 - Reebok Roundball Classic - Norfolk, Va.  
 2 - Donna Doyle Scholarship Game  
 3 - Northern Lights Invitational - Anchorage, Ak.  
 4 - Sun Belt Tournament - Bowling Green, Ky.  
 5 - NCAA Tournament

## 1989-90 (21-10, 4-2 Sun Belt)

Head Coach: Wendy Larry

Sun Belt Champions

NCAA Second Round

Final Ranking: #5

N	24	vs. Bradley (1)	W, 84-63
	25	vs. Fairfield (1)	W, 96-68
	26	vs. Memphis St. (1)	W, 100-68
D	2	Maryland	L, 69-73
	6	at Virginia	L, 70-86
	8	Texas	L, 92-93
	16	Kent State	W, 89-53
	18	Duke	W, 92-78
	21	at Virginia Tech	W, 84-72
	28	George Washington	W, 84-63
	30	at UCLA	W, 68-64
J	3	at USC	W, 82-69
	6	at Tennessee	L, 61-81
	12	Notre Dame	W, 62-61
	14	Louisiana Tech (2)	L, 65-79
	18	at James Madison	W, 82-66
	20	South Carolina	L, 54-75
	27	UAB	W, 59-56
	31	South Alabama	W, 92-62
F	3	at N.C. State	L, 69-102
	6	at St. John's	W, 92-86 (OT)
	9	Charlotte	L, 69-82
	14	Richmond	W, 79-72
	22	at W. Kentucky	L, 66-68
	24	at South Florida	W, 72-55
M	1	at VCU	W, 90-82
	8	South Alabama (3)	W, 81-72
	9	W. Kentucky (3)	W, 73-65
	10	UAB (3)	W, 72-57
	14	St. Joseph's (4)	W, 91-69
	18	at Tennessee (4)	L, 68-87

1 - Aruba Sunshine Shootout  
 2 - Donna Doyle Scholarship Game  
 3 - Sun Belt Tournament - Norfolk, Va.  
 4 - NCAA Tournament

## 1990-91 (5-21, 2-4 Sun Belt)

Head Coach: Wendy Larry

N	23	Mercer	L, 71-74
	30	vs. USC (1)	L, 61-72
D	1	vs. Syracuse (1)	L, 68-77
	4	Virginia	L, 59-90
	8	Virginia Tech	W, 80-69
	15	at Rutgers	L, 58-81
	18	UCLA	L, 66-80
	21	Illinois State	W, 94-93
	28	USC	L, 70-77
	30	at Geo. Washington	L, 76-78
J	4	at Maryland	L, 65-71
	6	Tennessee	L, 62-93
	9	James Madison	L, 61-76
	12	at Duke	L, 62-70
	17	at South Alabama	L, 82-84
	19	at UAB	L, 80-91
	29	at Richmond	L, 80-88
F	2	N.C. State (2)	L, 52-66
	9	at Louisiana Tech	L, 68-76
	15	South Florida	W, 73-66
	20	at Charlotte	L, 76-92
	23	at Notre Dame	L, 58-70
	27	VCU	W, 85-66
M	1	W. Kentucky	L, 63-73
	8	vs. S. Alabama (3)	W, 70-67
	9	vs. UAB (3)	L, 69-74

1 - Northwestern Tournament - Evanston, Ill.  
 2 - Donna Doyle Scholarship Game  
 3 - Sun Belt Tournament - Birmingham, Ala.

## 1991-92 (20-11, 9-5 CAA)

Head Coach: Wendy Larry

CAA Champions

NCAA First Round

N	22	VCU	W, 77-67
	30	St. Peter's	W, 77-54
D	4	Rutgers	L, 67-92
	7	at Virginia Tech	W, 71-55
	21	Maryland	L, 58-90
	28	vs. Wisconsin-GB (1)	W, 83-68
	29	vs. Siena (1)	W, 69-65
J	4	at William & Mary *	W, 70-51
	6	Stetson	W, 84-59
	10	at Radford	W, 82-62
	11	at George Mason *	W, 76-71
	15	at American *	L, 66-68
	18	James Madison * (2)	W, 64-62
	22	at Richmond *	L, 62-67
	25	at N.C. State	L, 78-89
	27	UNC-Wilmington *	W, 92-70
	30	at South Carolina	L, 51-64
F	4	at Tennessee	L, 59-75
	8	George Mason *	W, 61-51
	12	American *	W, 73-56
	15	at James Madison *	L, 69-70
	19	Richmond *	L, 70-74
	22	at East Carolina *	L, 57-71
	26	at UNC Wilmington *	W, 86-57
	29	William & Mary *	W, 64-56
M	5	East Carolina *	W, 72-71
	7	Notre Dame	W, 85-76
	12	American (3)	W, 55-52
	13	Richmond (3)	W, 78-52
	14	East Carolina (3)	W, 80-75
	18	at UNC (4)	L, 54-60

\* CAA game  
 1 - Villanova Christmas Classic - Villanova, Pa.  
 2 - Donna Doyle Scholarship Game  
 3 - CAA Tournament - Norfolk, Va.  
 4 - NCAA Tournament - Chapel Hill, N.C.

## 1992-93 (22-8, 14-0 CAA)

Head Coach: Wendy Larry

CAA Champions

NCAA Second Round

D	8	at VCU	L, 67-72
	12	at Maryland	L, 54-83
	19	Virginia Tech (Scope)	L, 63-76
	28	vs. Florida Int'l. (1)	L, 67-71
	29	vs. Oklahoma (1)	W, 60-54
	30	vs. Michigan (1)	W, 71-63
J	2	vs. Siena (1)	L, 60-68
	8	Rutgers	W, 66-58
	12	South Carolina	L, 65-67
	15	at George Mason *	W, 81-48
	17	at American *	W, 66-56
	22	Richmond *	W, 75-51
	24	at James Madison *	W, 71-42
	29	East Carolina *	W, 75-39
	31	UNC Wilmington *	W, 71-54
F	3	at William & Mary *	W, 64-48
	6	N.C. State (2)	W, 81-67
	9	at St. Peter's	L, 60-66
	12	George Mason *	W, 64-57
	14	American *	W, 75-49
	19	at Richmond *	W, 91-66
	21	James Madison *	W, 67-44
	26	at East Carolina *	W, 71-59
	28	at UNC Wilmington *	W, 83-59
M	4	William & Mary *	W, 79-52
	11	UNC Wilmington (3)	W, 75-42
	12	East Carolina (3)	W, 65-51
	13	William & Mary (3)	W, 65-51
	17	Tennessee Tech (4)	W, 77-60
	20	Iowa (4)	L, 56-82

\* CAA game  
 1 - Church's Classic - Miami, Fla.  
 2 - Donna Doyle Scholarship Game  
 3 - CAA Tournament - Norfolk, Va.  
 4 - NCAA Tournament

# YEAR-BY-YEAR RESULTS



## 1993-94 (25-6, 14-0 CAA)

Head Coach: Wendy Larry

CAA Champions

NCAA Second Round

N	27	South Carolina	W, 79-69
	28	Wake Forest	L, 63-82
D	2	at Rutgers	L, 73-82
	4	Radford	W, 78-61
	8	Maryland	L, 61-77
	18	VCU *	W, 80-49
	20	at Ill. State	W, 60-37
	28	vs. Providence	W, 87-77
	30	at Montana	L, 52-64
J	2	Notre Dame	W, 76-67
	8	at Richmond *	W, 87-66
	13	at Tennessee	L, 49-90
	16	at James Madison *	W, 71-49
	21	UNC Wilmington *	W, 66-40
	24	East Carolina *	W, 87-53
	27	at George Mason *	W, 82-76 (OT)
	30	American *	W, 71-57
F	3	William & Mary *	W, 61-47
	6	at N. C. State	W, 78-62
	10	Richmond *	W, 89-63
	13	James Madison * (1)	W, 73-59
	18	at UNC Wilmington *	W, 61-37
	20	at East Carolina *	W, 96-70
	24	George Mason *	W, 67-55
	27	at American *	W, 77-51
M	3	at William & Mary *	W, 64-51
	10	vs. East Carolina (2)	W, 87-45
	11	vs. William & Mary (2)	W, 88-66
	12	vs. George Mason (2)	W, 78-61
	16	St. Joseph's (3)	W, 56-55
	20	at UNC (3)	L, 52-63

\* CAA game

- 1 - Donna Doyle Scholarship Game
- 2 - CAA Tournament - Harrisonburg, Va.
- 3 - NCAA Tournament

## 1994-95 (27-6, 13-1 CAA)

Head Coach: Wendy Larry

CAA Champions

NCAA First Round

Final Ranking: #25/#25

N	26	Syracuse	W, 54-53
	27	Duke	W, 64-59
	30	at VCU *	W, 71-54
D	3	Winthrop	W, 78-41
	10	at Texas	W, 73-70
	19	vs. Southern Ill. (1)	W, 64-52
	20	vs. Texas Tech (1)	L, 53-67
	21	vs. Oklahoma St. (1)	L, 59-62
	28	vs. Auburn (2)	W, 59-48
	29	vs. Grambling (2)	W, 80-79
J	2	at South Florida	W, 94-62
	6	James Madison *	W, 68-64
	10	Rutgers	W, 82-65
	13	at American *	W, 86-59
	15	at George Mason *	W, 70-45
	18	Richmond *	W, 78-49
	21	Dartmouth	W, 69-47
	24	Tennessee	L, 54-77
	27	UNC Wilmington *	W, 72-42
	29	at East Carolina *	W, 92-67
F	1	N.C. State (3)	L, 75-81
	5	at William & Mary *	W, 77-36
	12	American *	W, 70-60
	16	at Richmond *	W, 84-66
	19	at James Madison *	L, 80-87
	23	at UNC Wilmington *	W, 70-41
	26	East Carolina *	W, 99-62
M	1	George Mason *	W, 85-76
	4	William & Mary *	W, 81-58
	9	UNC Wilmington (4)	W, 73-44
	10	William & Mary (4)	W, 96-37
	11	James Madison (4)	W, 63-44
	16	vs. Florida Int'l. (5)	L, 76-81

\* CAA game

- 1 - San Juan Shootout - San Juan, Puerto Rico
- 2 - Church's Classic - Miami, Fla.
- 3 - Donna Doyle Scholarship Game
- 4 - CAA Tournament - Norfolk, Va.
- 5 - NCAA Tournament - Knoxville, Tenn.

## 1995-96 (29-3, 16-0 CAA)

Head Coach: Wendy Larry

CAA Champions

NCAA Sweet 16

Final Ranking: #6/#10

N	25	Radford (1)	W, 92-58
	26	Georgia (1)	W, 67-64
	29	at California	W, 80-58
D	1	at Stanford	L, 76-97
	16	at Rutgers	W, 69-53
	21	South Florida	W, 95-54
	29	at Louisville (2)	W, 73-70
	30	vs. Colorado (2)	W, 77-65
J	2	at Richmond *	W, 79-36
	5	Texas	W, 98-61
	7	American *	W, 94-39
	11	at Tennessee	L, 47-69
	14	at VCU *	W, 86-57
	19	at East Carolina *	W, 75-56
	21	UNC Wilmington *	W, 103-22
	26	at James Madison *	W, 67-42
	28	George Mason *	W, 93-51
F	2	William & Mary *	W, 105-50
	4	East Carolina *	W, 94-45
	9	at George Mason *	W, 86-64
	11	at American *	W, 87-50
	16	Richmond *	W, 92-44
	18	VCU* (3)	W, 103-43
	23	at UNC Wilmington *	W, 81-41
	28	James Madison *	W, 77-64
M	3	at William & Mary *	W, 86-44
	7	Richmond (4)	W, 92-61
	8	American (4)	W, 86-66
	9	James Madison (4)	W, 84-58
	16	Holy Cross (5)	W, 83-56
	18	Toledo (5)	W, 72-66
	23	vs. Virginia (5)	L, 60-72

\* CAA game

- 1 - Dial Classic - Norfolk, Va.
- 2 - Seelbach Classic - Louisville, Ky.
- 3 - Donna Doyle Scholarship Game
- 4 - CAA Tournament - Norfolk, Va.
- 5 - NCAA Tournament

## 1996-97 (34-2, 16-0 CAA)

Head Coach: Wendy Larry

CAA Champions

NCAA Runner-Up

Final Ranking: #2/#2

N	15	Geo. Washington (1)	W, 70-44
	17	#16 N.C. State (1)	L, 62-65
	23	Indiana State (2)	W, 116-26
	24	Wake Forest (2)	W, 82-41
D	1	Miami (Fla.)	W, 94-55
	7	Vs. #15 Duke (3)	W, 89-77
	8	Vs. #13 Vanderbilt (3)	W, 70-59
	14	at Purdue	W, 55-51
	17	#1 Stanford	W, 86-66
	21	at Rutgers	W, 83-59
J	3	Richmond *	W, 89-53
	5	at East Carolina *	W, 74-36
	7	#9 Tennessee	W, 83-72
	12	William and Mary *	W, 79-36
	17	at James Madison *	W, 78-53
	21	UNC Wilmington *	W, 89-51
	24	at American *	W, 104-49
	26	George Mason *	W, 107-62
	31	VCU *	W, 93-35
F	2	at Richmond *	W, 88-65
	7	James Madison *	W, 77-49
	9	American *	W, 94-57
	11	at UNC Wilmington *	W, 97-58
	16	at William and Mary *	W, 96-36
	18	East Carolina *	W, 88-43
	21	at VCU *	W, 94-47
	23	at George Mason *	W, 102-46
	27	vs. William & Mary (5)	W, 101-35
	28	vs. James Madison (5)	W, 86-48
M	2	vs. East Carolina (5)	W, 83-46
	14	Liberty (6)	W, 102-52
	16	Purdue (6)	W, 69-65 (OT)
	22	vs. #9 LSU (6)	W, 62-49
	24	vs. #7 Florida (6)	W, 53-51
	28	vs. #3 Stanford (6)	W, 83-82 (OT)
	30	vs. #10 Tennessee (6)	L, 59-68

\* CAA game

- 1 - Preseason WNIT - Norfolk, Va.
- 2 - Dial Classic - Norfolk, Va.
- 3 - Central Fidelity Classic - Richmond, Va.
- 5 - CAA Tournament - Richmond, Va.
- 6 - NCAA Tournament

## 1997-98 (29-3, 16-0 CAA)

Head Coach: Wendy Larry

CAA Champions

NCAA Sweet 16

Final Ranking: #3/#6

N	23	at #7 Illinois (1)	W, 79-65
	26	#24 Purdue	W, 72-62
	29	Quinnipiac (2)	W, 94-42
	30	Louisville (2)	W, 77-39
D	3	at William & Mary *	W, 94-53
	6	at Richmond * (3)	W, 87-64
	7	vs. #4 La. Tech (3)	W, 88-65
	13	Rutgers	W, 71-57
J	1	at #6 Texas Tech	W, 74-71
	4	Richmond *	W, 80-58
	6	at UNC Wilmington *	W, 78-46
	9	George Mason *	W, 75-39
	11	East Carolina *	W, 72-36
	16	at James Madison *	W, 76-65
	19	at #3 Connecticut	L, 72-93
	23	American *	W, 85-67
	25	at VCU *	W, 82-70
	27	vs. #16 Virginia	W, 80-51
	30	James Madison * (4)	W, 81-59
F	4	at George Mason *	W, 63-43
	7	at #1 Tennessee	L, 61-85
	9	at American *	W, 78-59
	13	VCU *	W, 86-48
	17	UNC Wilmington *	W, 92-51
	20	William & Mary *	W, 110-51
	22	at East Carolina *	W, 76-35
	25	vs. East Carolina (5)	W, 60-39
	28	vs. VCU (5)	W, 86-61
M	1	vs. American (5)	W, 82-49
	13	St. Francis (PA) (6)	W, 92-39
	15	Nebraska (6)	W, 75-60
	21	vs. #10 N.C. State (7)	L, 54-55

\* CAA game

- 1 - State Farm Tip-Off - Champagne, Ill.
- 2 - Dial Classic - Norfolk, Va.
- 3 - Central Fidelity Classic - Richmond, Va.
- 4 - Donna Doyle Scholarship Game
- 5 - CAA Tournament - Richmond, Va.
- 6 - NCAA Tournament

## 1998-99 (28-4, 16-0 CAA)

Head Coach: Wendy Larry

CAA Champions

NCAA Sweet 16

Final Ranking: #5/#10

N	15	Marshall	W, 68-36
	21	#8 Texas Tech	W, 85-64
	24	at #10 N.C. State	W, 75-72
	27	vs. USC (1)	W, 73-61
	29	vs. SW Missouri St. (1)	W, 79-59
D	5	vs. #6 Alabama (2)	L, 68-79
	6	at Richmond (2)	W, 104-97
	13	at Penn State	L, 77-89
	23	at UNC Wilmington *	W, 104-60
J	3	at George Mason	W, 94-69
	10	VCU *	W, 80-48
	12	American *	W, 86-64
	15	at East Carolina *	W, 81-52
	19	Tennessee	L, 61-77
	22	James Madison *	W, 79-52
	24	at Richmond *	W, 94-53
	26	at William & Mary *	W, 75-43
	29	at VCU *	W, 81-59
	31	George Mason *	W, 81-45
F	5	at James Madison *	W, 74-50
	7	East Carolina *	W, 89-60
	13	#4 Connecticut	W, 82-77
	16	William & Mary *	W, 90-57
	19	at American *	W, 72-70
	21	Richmond * (3)	W, 100-64
	26	UNC Wilmington *	W, 74-52
M	4	vs. James Madison (4)	W, 73-45
	5	vs. VCU (4)	W, 58-45
	6	vs. East Carolina (4)	W, 73-67
	12	Tennessee Tech (5)	W, 74-48
	14	vs. Maine (5)	W, 72-62
	20	vs. Duke (5)	L, 63-76

\* CAA game

- 1 - Torneo Cancun - Cancun, Mexico
- 2 - Wachovia Women's Classic - Richmond, Va.
- 3 - Donna Doyle Scholarship Game
- 4 - CAA Tournament - Richmond, Va.
- 5 - NCAA Tournament

## 1999-00 (29-5, 16-0 CAA)

Head Coach: Wendy Larry

CAA Champions

NCAA Sweet 16

Final Ranking: #14/#12

N	19	Hampton	W, 91-64
	24	vs. Clemson (1)	W, 68-57
	26	vs. Connecticut (1)	L, 66-109
D	3	vs. Memphis (2)	W, 99-60
	4	vs. Syracuse (2)	W, 71-46
	10	Virginia	W, 86-65
	12	Denver	W, 71-49
	20	Vermont	W, 86-59
	29	at UCLA	L, 76-82
J	3	at Tennessee	L, 55-113
	7	at UNC - Wilmington *	W, 84-65
	9	at East Carolina *	W, 83-79
	14	Richmond *	W, 108-67
	16	James Madison *	W, 74-57
	21	at George Mason *	W, 75-56
	23	at American *	W, 76-51
	28	William & Mary *	W, 96-44
F	1	at Rutgers	L, 50-58
	4	at VCU *	W, 72-47
	6	George Mason *	W, 88-65
	11	UNC - Wilmington *	W, 85-55
	13	American *	W, 91-51
	18	at William & Mary *	W, 85-43
	20	East Carolina * (3)	W, 74-58
	22	St. John's	W, 89-50
	25	at James Madison *	W, 84-64
	27	at Richmond *	W, 93-67
M	5	VCU *	W, 70-47
	9	vs. George Mason (4)	W, 66-61
	10	vs. East Carolina (4)	W, 89-60
	11	vs. UNC Wilmington (4)	W, 92-49
	18	Wisc-Green Bay (5)	W, 94-85
	20	Southern Methodist (5)	W, 96-76
	25	vs. #3 La. Tech (5)	L, 74-86

\* CAA game

- 1 - Coaches vs. Cancer - Hartford, Conn.
- 2 - Syracuse Carrier Classic - Syracuse, N.Y.
- 3 - Donna Doyle Scholarship Game
- 4 - CAA Tournament - Richmond, Va.
- 5 - NCAA Tournament

## 2000-01 (21-9, 15-1 CAA)

Head Coach: Wendy Larry

CAA Champions

NCAA First Round

N	12	vs. Penn State (1)	L, 72-99
	17	Syracuse	L, 84-85 (OT)
	25	at UNC	W, 91-77
D	3	at Virginia	L, 67-78
	7	at St. Johns	W, 65-52
	18	UCLA	W, 86-62
	21	Virginia Tech	L, 57-69
	30	at UNC - Wilmington *	W, 74-59
J	2	American *	W, 86-41
	7	James Madison *	W, 82-56
	12	William and Mary * (2)	W, 68-46
	14	at Hampton	W, 93-69
	18	at Connecticut	L, 51-80
	21	at East Carolina *	W, 67-51
	24	VCU *	W, 80-52
	28	Tennessee	L, 70-87
	31	Rutgers	L





# YEAR-BY-YEAR RESULTS

## 2001-02 (28-6, 18-0 CAA)

Head Coach: Wendy Larry  
CAA Champions  
NCAA Elite 8  
Final Ranking: #15/#7

N	16	Towson *	W, 82-26
	19	at Virginia Tech	L, 62-68
	23	at VCU *	W, 70-51
	26	at N.C. State	L, 58-74
D	2	#24 North Carolina	L, 85-95
	6	#21 Penn State	W, 84-80 (OT)
	14	Seton Hall	W, 65-52
	20	at Denver	W, 91-69
	29	#1 Connecticut	L, 70-84
J	1	at William and Mary *	W, 105-47
	4	VCU *	W, 108-46
	8	at #2 Tennessee	L, 62-74
	11	at Delaware *	W, 82-55
	13	at George Mason *	W, 71-51
	17	Hofstra *	W, 82-48
	20	Drexel *	W, 74-52
	24	at UNC-Wilmington *	W, 63-39
	27	at James Madison *	W, 68-51
F	1	at Rutgers	W, 70-48
	3	at Towson *	W, 66-27
	8	George Mason *	W, 69-31
	10	Delaware *	W, 72-45
	15	UNC-Wilmington *	W, 72-40
	17	James Madison (1) *	W, 67-43
	22	at Hofstra *	W, 90-57
	24	at Drexel *	W, 90-57
M	1	William and Mary *	W, 70-36
	7	William and Mary (2)	W, 73-52
	8	George Mason (2)	W, 68-63 (OT)
	9	UNC Wilmington (2)	W, 76-48
	16	vs. Georgia (3)	W, 68-54
	18	at Purdue (3)	W, 74-70 (OT)
	23	vs. Kansas St. (3)	W, 88-62
	25	vs. #1 UConn (3)	L, 64-85

\* CAA game  
1 - Donna Doyle Scholarship Game  
2 - CAA Tournament - Norfolk, Va.  
3 - NCAA Tournament

## 2002-03 (21-11, 15-3 CAA)

Head Coach: Wendy Larry  
CAA Champions  
NCAA First Round

N	22	Virginia	L, 55-63
	28	vs #17 Arkansas (1)	L, 49-54
	29	vs #1 Duke (2)	L, 52-65
	30	vs Hampton (2)	W, 90-54
D	8	at #16 UNC	L, 54-90
	21	Virginia Tech	W, 63-49
	30	N.C. State	W, 79-55
J	3	UNC-Wilmington	W, 71-58
	7	#5 Tennessee	L, 63-91
	10	at Drexel *	W, 54-52
	12	at George Mason *	W, 73-69
	16	James Madison *	W, 58-48
	19	at Towson *	W, 69-48
	21	at #13 Penn St.	L, 74-81
	24	VCU *	W, 73-56
	26	Hofstra *	W, 81-49
	31	Rutgers (2)	L, 59-67
F	2	Delaware *	W, 73-62
	6	at VCU *	L, 56-67
	9	at James Madison *	L, 95-98 (OT)
	14	at Delaware *	L, 50-58
	16	at Hofstra *	W, 99-69
	21	Drexel *	W, 71-57
	23	George Mason *	W, 70-60
	27	Towson *	W, 72-46
M	2	William & Mary *	W, 83-44
	6	at UNC Wilmington *	W, 51-48 (OT)
	9	at William and Mary *	W, 67-49
	13	Hofstra* (3)	W, 88-46
	14	James Madison* (3)	W, 71-55
	15	Delaware* (3)	W, 66-58
	22	Boston College (4)	L, 72-73

\* CAA game  
1 - Paradise Jam - St. Thomas  
2 - Donna Doyle Scholarship Game  
3 - CAA Tournament - Norfolk, Va.  
4 - NCAA Tournament - Norfolk, Va.

## 2003-04 (25-7, 17-1 CAA)

Head Coach: Wendy Larry  
CAA Champions  
NCAA First Round

N	14	at #20 Colorado (1)	L, 67-84
	15	vs. #22 Auburn (1)	L, 49-84
	21	at William & Mary *	W, 75-58
	25	#7 Penn State	W, 75-68
	30	Charlotte	W, 75-61
D	3	at #23/19 Va. Tech	L, 72-79
	7	#12/13 UNC	W, 73-68
	15	Florida International	W, 77-66
	18	Georgia Tech	W, 67-56
	28	at Rutgers	L, 45-69
J	4	at #5 Tennessee	L, 42-66
	9	at James Madison *	W, 75-73
	11	at Delaware *	W, 67-56
	15	Towson *	W, 87-34
	18	at Hofstra *	L, 72-74
	22	at VCU *	W, 80-64
	27	George Mason	W, 68-56
	29	UNC-Wilmington *	W, 67-55
F	1	Drexel *	W, 81-51
	5	at Towson *	W, 68-64
	8	at Drexel *	W, 76-69
	12	Hofstra *	W, 105-62
	15	at UNC Wilmington	W, 68-59
	20	Delaware *	W, 70-57
	22	VCU *	W, 95-72
	26	James Madison (2)	W, 80-58
	29	at George Mason *	W, 81-64
M	4	William & Mary	W, 79-45
	11	William & Mary (3)	W, 82-56
	12	Delaware (3)	W, 73-62
	13	George Mason (3)	W, 85-81
	21	vs. Marquette (4)	L, 64-67

\* CAA game  
1 - WBCA Pre-Season Classic - Boulder, Co.  
2 - Donna Doyle Scholarship Game  
3 - CAA Tournament - Norfolk, Va.  
4 - NCAA Tournament - Durham, N.C.

## 2004-05 (22-9, 15-3 CAA)

Head Coach: Wendy Larry  
CAA Champions  
NCAA First Round

N	23	at Georgia Tech	L, 64-71
	27	Virginia Tech	W, 87-56
	30	East Tennessee St	W, 86-52
D	5	#16 Rutgers (1)	W, 69-61
	10	at Virginia	L, 64-72
	19	at Penn State	L, 68-76
	22	Harvard	W, 83-55
	30	at #12 UNC	L, 55-79
J	2	#8 Tennessee	L, 58-68
	6	at James Madison *	W, 70-58
	9	Delaware *	L, 70-73
	14	VCU *	W, 79-59
	16	Hofstra *	W, 79-54
	20	William & Mary *	W, 77-59
	23	at Towson *	W, 80-66
	27	George Mason *	W, 66-49
	30	at UNC-Wilmington *	W, 59-55
F	3	at VCU *	W, 62-51
	6	Towson *	W, 78-56
	11	at Delaware *	L, 58-62
	13	at George Mason *	W, 66-49
	17	Drexel *	W, 60-49
	20	at William & Mary *	W, 68-50
	24	UNC Wilmington *	W, 76-52
	27	James Madison *	W, 92-61
M	3	at Hofstra *	W, 78-65
	6	at Drexel *	L, 68-71
	10	vs. Hofstra (2)	W, 87-68
	11	vs. Drexel (2)	W, 64-63
	12	vs. Delaware (2)	W, 78-74 (OT)
	19	vs. Virginia (3)	L, 57-79

\* CAA game  
1 - Donna Doyle Scholarship Game  
2 - CAA Tournament - Fairfax, Va.  
4 - NCAA Tournament - Minneapolis, Minn.

## 2005-06 (22-9, 17-1 CAA)

Head Coach: Wendy Larry  
CAA Champions  
NCAA First Round

N	20	#1 Duke	L, 56-93
	22	at Virginia Tech	L, 69-76
	29	Penn State	W, 93-61
D	4	#19 Vanderbilt	L, 77-82
	9	at #6 Rutgers	L, 41-77
	18	at Charlotte	W, 79-69
	21	at Florida Int.	L, 76-80
	29	#5 UNC	L, 80-88 (OT)
J	2	#1 Tennessee	L, 67-83
	6	at VCU *	W, 82-62
	8	at William & Mary *	W, 77-68
	13	Hofstra *	W, 71-57
	15	at Drexel *	W, 63-53
	20	George Mason *	W, 71-55
	22	James Madison *	W, 72-63
	27	at Hofstra *	W, 70-65
	29	at Towson *	W, 69-56
F	3	Drexel *	W, 76-49
	5	Northeastern *	W, 87-41
	10	at George Mason *	W, 81-53
	12	Georgia State *	W, 89-50
	17	UNC-Wilmington *	W, 78-51
	19	at Delaware *	W, 60-57
	24	VCU *	W, 94-66
	26	William & Mary *	W, 85-33
M	2	at James Madison *	L, 68-75
	4	at Georgia State *	W, 82-56
	9	at George Mason (2)	W, 66-50
	10	vs. Hofstra (2)	W, 94-73
	11	vs. James Madison (2)	W, 58-54
	19	George Washington (3)	L, 72-87

\* CAA game  
1 - Donna Doyle Scholarship Game  
2 - CAA Tournament - Fairfax, Va.  
3 - NCAA Tournament - Norfolk, Va.

## 2006-07 (24-9, 17-1 CAA)

Head Coach: Wendy Larry  
CAA Champions  
NCAA First Round

N	12	at Virginia	L, 72-92
	18	#21 Kentucky	L, 55-69
	21	East Carolina	W, 77-66
	25	Delaware State	W, 57-46
	29	at #5 Duke	L, 40-89
D	3	at Penn State	L, 77-80
	9	Chicago State	W, 77-38
	17	at Charlotte	L, 64-68
	19	at Middle Tenn. St.	L, 71-86
	22	Tennessee	L, 59-75
	30	Rutgers	W, 72-55
J	4	at VCU *	W, 81-70
	7	Drexel *	W, 70-45
	11	Georgia State *	W, 75-54
	14	Hofstra *	W, 69-62
	18	at George Mason *	W, 69-49
	21	at Drexel *	W, 83-51
	25	VCU *	W, 84-62
	28	William & Mary *	W, 63-47
F	1	at #25 James Madison *	L, 50-79
	4	at Hofstra *	W, 69-62
	8	at Northeastern *	W, 89-75
	11	Delaware *	W, 63-47
	15	Towson *	W, 82-42
	18	at William & Mary *	W, 56-52
	22	George Mason *	W, 80-52
	25	#22/25 James Madison *	W, 62-57
M	1	at Georgia State *	W, 80-70
	3	at UNC Wilmington *	W, 79-56
	9	vs. Drexel (1)	W, 66-55
	10	vs. Hofstra (1)	W, 76-59
	11	vs. James Madison (1)	W, 78-70
	17	vs. Florida State (2)	L, 75-85

\* CAA Game  
1 - CAA Tournament - Newark, Del.  
2 - NCAA Tournament - Palo Alto, Calif.

## 2007-08 (31-5, 17-1 CAA)

Head Coach: Wendy Larry  
CAA Champions  
NCAA Sweet 16

Final Ranking: #11/#10			
N	10	Middle Tenn.	W, 76-68
	13	at East Carolina	W, 88-66
	17	Charlotte	W, 80-59
	23	vs. #2 UConn (1)	L, 43-86
	24	vs. #4 Stanford (1)	L, 61-69
	25	vs. #20 Purdue (1)	W, 66-53
	29	Penn State	W, 77-49
D	2	#20 Michigan St.	W, 77-73
	5	at #1 Tennessee	L, 51-83
	20	Delaware State	W, 70-28
	28	at Kentucky	W, 71-62
	30	at #20 Vanderbilt	W, 80-65
J	6	at Georgia State *	W, 79-59
	9	at UNC-Wilmington *	W, 67-55
	13	James Madison *	W, 82-57
	17	VCU *	W, 86-66
	20	at William & Mary *	W, 63-55
	24	at Northeastern *	W, 85-51
	27	at Delaware *	W, 76-37
	31	Georgia State *	W, 76-44
F	3	UNC-Wilmington *	W, 93-56
	7	at George Mason *	W, 71-61
	10	William & Mary *	W, 83-68
	14	Northeastern *	W, 83-46
	17	at Towson *	W, 73-61
	21	at VCU *	W, 87-67
	24	Drexel *	W, 66-51
	28	George Mason *	W, 82-44
M	2	at James Madison *	L, 63-76
	6	Hofstra *	W, 91-71
	14	vs. UNC-Wilmington (2)	W, 82-65
	15	vs. Towson (2)	W, 74-51
	16	vs. VCU (2)	W, 71-64
	23	Liberty (3)	W, 82-62
	25	Virginia (3)	W, 88-85 (OT)
	30	vs. #1/1 UConn (3)	L, 63-78

\* CAA Game  
1 - Paradise Jam - St. Thomas  
2 - CAA Tournament - Newark, Del.  
3 - NCAA Tournament - Norfolk, Va.

## 2008-09 (17-13, 11-7 CAA)

Head Coach: Wendy Larry

N	15	vs. St. Mary's (1)	W, 93-63
	16	vs. Dayton (1)	W, 70-58
	17	at #14 Texas (1)	L, 44-78
	21	#16 Virginia	W, 78-70
	26	at #24 Michigan State	L, 48-74
	30	Norfolk State	W, 97-54
D	12	Saint Joseph's	W, 74-51
	18	#11 Tennessee	L, 76-81
	21	#15 Maryland	L, 65-74
J	2	at Ole Miss	L, 72-79
	5	VCU *	W, 69-68
	8	at UNC Wilmington *	W, 79-70
	11	at Northeastern *	W, 66-56
	15	George Mason *	W, 73-42
	18	Georgia State *	W, 62-46
	22	at William & Mary *	W, 66-48
	25	James Madison *	L, 67-72
	29	at Georgia State *	L, 72-75
F	1	at VCU *	L, 51-58
	5	Northeastern *	W, 70-54
	8	UNC Wilmington *	W, 66-46
	12	at Drexel *	L, 55-67
	15	Delaware *	W, 70-55
	19	at Hofstra *	L, 51-66
	22	at George Mason *	L, 57-63
	26	Towson *	W, 65-57
M	1	at James Madison *	L, 51-73
	4	William & Mary *	W, 87-72
	13	vs. UNC-Wilmington (2)	W, 61-56
	14	vs. Drexel (2)	L, 41-62

\* CAA Game  
1 - World Vision Classic - Austin, Texas  
2 - CAA Tournament - Harrisonburg, Va.

# YEAR-BY-YEAR RESULTS



## 2009-10 (19-14, 14-4 CAA)

Head Coach: Wendy Larry

### WNIT Second Round

N	13	#2/2 Stanford	L, 56-89
	19	at RV/#20 Maryland	L, 67-84
	23	NC State	L, 52-62
	26	vs. RV Syracuse (1)	L, 32-65
	28	vs. RV Louisville (1)	L, 75-82
D	6	Ole Miss	W, 75-66
	11	Florida	L, 67-81
	20	Hampton	W, 83-64
	22	at Saint Joseph's	L, 62-78
	30	at #4 Tennessee	L, 62-102
J	3	at Delaware*	W, 60-59
	7	at Northeastern*	L, 94-100 (30T)
	10	Drexel*	W, 69-59
	14	George Mason*	W, 79-49
	17	at RV JMU*	W, 67-58
	21	Georgia State*	W, 58-54
	24	at Towson*	W, 57-50
	28	at William & Mary*	W, 88-65
	31	Hofstra*	W, 51-46
F	4	at UNC Wilmington*	W, 61-58
	7	VCU*	L, 56-75
	11	Delaware*	W, 54-52
	14	at George Mason*	W, 66-52
	18	at Georgia State*	W, 63-61
	21	James Madison*	L, 59-65
	25	William & Mary*	W, 70-52
	28	at VCU*	W, 67-65
M	3	Towson*	L, 56-64 (OT)
	12	vs. Northeastern (2)	W, 60-49
	13	vs. Delaware (2)	W, 50-49
	14	at James Madison (2)	L, 53-67
	17	American (3)	W, 63-55
	22	at Providence (3)	L, 61-76

\* CAA game

- 1 - Cancun Thanksgiving Classic
- 2 - CAA Tournament - Harrisonburg, Va.
- 3 - WNIT

## 2010-11 (20-11, 14-4 CAA)

Head Coach: Wendy Larry

### WNIT First Round

N	14	Georgia Tech	W, 65-63
	18	NCATW	W, 79-65
	23	at NC State	L, 60-62
	26	Louisville	W, 69-65
	30	at Florida	L, 55-63
D	5	#9/8 Tennessee	L, 44-74
	8	George Washington	W, 60-35
	12	at Richmond	L, 43-65
	21	Stony Brook	W, 71-47
	29	vs. Charlotte (1)	W, 81-75
	30	at Tulane (1)	L, 59-62
J	2	at Towson*	W, 69-63
	6	George Mason*	W, 70-66
	9	James Madison*	W, 71-55
	13	at Georgia State*	W, 66-62
	16	at Delaware*	W, 62-59
	20	VCU*	L, 60-63
	23	Towson*	W, 71-43
	27	at William & Mary*	W, 68-55
	30	Georgia State*	W, 64-41
F	3	at George Mason*	W, 68-67
	6	at James Madison*	L, 58-67
	10	Northeastern*	W, 69-44
	13	UNC Wilmington*	W, 68-60
	17	at VCU*	L, 53-74
	20	at Hofstra*	W, 79-77
	24	William & Mary*	W, 70-65
	27	Delaware*	W, 70-61
M	2	at Drexel*	L, 51-65
	11	vs. Delaware (2)	L, 55-72
	16	Loyola (3)	L, 65-67

\* CAA game

- 1 - Double Tree Classic - New Orleans, La.
- 2 - CAA Tournament - Upper Marlboro, Md.
- 3 - WNIT - Norfolk, Va.

## 2011-12 (11-21, 7-11 CAA)

Head Coach: Karen Barefoot

N	11	Virginia Tech	L, 65-77
	13	at Georgia Tech	L, 56-87
	17	at Stanford	L, 48-97
	20	Richmond	L, 63-78
	24	vs. Alabama (1)	W, 77-76
	25	vs. Louisiana Tech (1)	L, 71-84
	26	vs. Seton Hall (1)	L, 49-60
	30	at George Wash.	L, 52-58 (OT)
D	4	at George Mason*	L, 69-85
	7	Wofford	W, 70-58
	18	NC A&T	W, 71-58
	21	UMES	L, 59-63
	28	at Tennessee	L, 37-90
J	4	Georgia State*	W, 68-59
	8	at Northeastern*	W, 73-70
	11	at VCU*	L, 72-76 (OT)
	15	Hofstra*	L, 68-81
	19	at Georgia State*	W, 71-60
	22	UNC Wilmington*	L, 54-76
	26	at William & Mary*	L, 80-83
	29	George Mason*	W, 71-68
F	1	James Madison*	L, 55-57
	5	at Hofstra*	W, 81-79
	9	at No. 12 Delaware*	L, 63-76
	12	at UNC Wilmington*	W, 59-57
	16	Drexel*	L, 45-53
	19	VCU*	L, 56-67
	23	Northeastern*	L, 66-78
	26	at James Madison*	L, 44-63
	29	Towson*	W, 65-50
M	8	vs. Towson (2)	W, 72-58
	9	vs. No. 7 Delaware (2)	L, 54-74

\* CAA game

- 1 - Paradise Jam - St. Thomas Virgin Islands
- 2 - CAA Tournament

## 2012-13 (19-12, 10-8 CAA)

Head Coach: Karen Barefoot

### WNIT First Round

N	9	at Virginia Tech	W, 55-35
	13	USC Upstate	W, 77-46
	17	VCU	W, 74-51
	20	at UMES	W, 62-46
	30	#10 California	L, 47-63
D	2	Dartmouth	W, 73-59
	7	North Carolina Central	W, 59-33
	19	at UNLV (1)	W, 85-67
	20	vs. #22 Texas A&M (1)	L, 55-78
	21	vs. Alabama A&M (1)	W, 75-46
	29	South Carolina State	W, 79-63
J	2	Pittsburgh	L, 54-55
	6	at Georgia State*	W, 72-66
	10	Towson*	W, 65-55
	13	Delaware*	L, 46-63
	17	at UNC Wilmington*	W, 74-50
	20	at Hofstra*	L, 72-83
	24	Georgia State*	W, 68-45
	27	at William & Mary*	L, 69-73
	31	Drexel*	W, 53-50
F	3	UNC Wilmington*	W, 62-55
	5	at George Mason*	W, 53-39
	10	at Drexel*	L, 50-64
	12	James Madison*	L, 56-68
	14	at #20/22 Delaware*	L, 62-86
	17	Northeastern*	W, 70-67
	21	William & Mary*	W, 75-64
	24	Hofstra*	W, 80-57
	28	at James Madison*	L, 61-77
M	3	at Northeastern*	L, 60-79
	21	Davidson (2)	L, 73-82

\* CAA game

- 1 - World Vision Classic - Las Vegas
- 2 - WNIT

## 2013-14 (18-16, 9-7 C-USA)

Head Coach: Karen Barefoot

### WNIT Second Round

N	9	Delaware St.	W, 97-67
	11	Virginia Tech	L, 61-73
	17	Radford	W, 56-37
	22	at Ohio St. (1)	L, 60-75
	23	at Bowling Green (1)	L, 58-77
	24	at Marist (1)	L, 82-87(OT)
D	1	at Boston University	W, 62-56
	4	UMASS-Lowell	W, 90-57
	7	M.D. Eastern Shore	W, 82-57
	15	at Pittsburgh	L, 49-63
	21	at William & Mary	W, 60-49
	30	at VCU	L, 68-81
J	2	at Duke	L, 63-87
	5	NCCU	W, 68-44
	8	at Charlotte*	L, 59-80
	11	Tulane*	L, 62-92
	15	at Southern Miss*	W, 92-82
	18	FAU*	W, 80-44
	22	UAB*	L, 64-80
	25	at Middle Tennessee*	L, 49-62
	30	at ECU*	L, 63-64
F	1	Marshall*	W, 65-52(OT)
	5	Tulsa*	W, 65-53
	8	at North Texas*	L, 52-68
	15	UTEP*	L, 55-65
	19	at Rice*	W, 85-49
	22	UTSA*	W, 68-57
	26	LA Tech*	W, 75-64
M	1	at FIU*	W, 72-56
	5	ECU*	W, 87-78
	12	at UTSA* (2)	W, 79-74
	13	at Southern Miss* (2)	L, 64-83
	20	Navy (3)	W, 68-60
	24	at Auburn (3)	L, 59-82

\* C-USA game

- 1 - Hall of Fame Challenge - Columbus, Ohio
- 2 - C-USA Tournament - El Paso, Texas
- 3 - WNIT

## 2014-15 (21-13, 11-7 C-USA)

Head Coach: Karen Barefoot

### WNIT Second Round

N	14	Presbyterian	W, 41-26
	17	William & Mary	W, 65-58
	20	Duke	L, 66-82
	25	at Virginia Tech	W, 69-62
	30	Rider	L, 56-59(OT)
D	3	Howard	W, 75-54
	5	VCU	W, 66-44
	15	at Louisville	L, 46-100
	20	vs. Miami (Ohio) (1)	W, 69-63
	21	vs. UIC (1)	W, 61-55
	29	at California	L, 59-79
J	4	Charlotte*	W, 66-57
	8	Marshall*	L, 37-69
	10	Western Kentucky*	L, 60-76
	15	at Rice*	W, 62-55
	17	at North Texas*	W, 54-44
	22	Middle Tennessee*	L, 48-65
	24	UAB*	W, 58-46
	29	at FIU*	W, 80-67
	31	at FAU*	W, 72-44
F	7	at Charlotte*	L, 67-82
	12	UTSA*	L, 51-52
	14	UTEP*	W, 79-50
	19	at Southern Miss*	L, 53-70
	22	at Louisiana Tech*	W, 72-71
	26	Rice*	W, 83-68
	28	North Texas*	W, 70-48
M	5	at Marshall*	W, 67-55
	7	at Western Kentucky*	L, 62-71
	11	vs. Rice (2)	W, 62-57
	12	vs. UTSA (2)	W, 63-49
	13	vs. Western Kentucky (2)	L, 59-61
	19	Virginia (3)	W, 69-62
	22	at Villanova (3)	L, 66-71

\* C-USA game

- 1 - Las Vegas Holiday Hoops Classic
- 2 - C-USA Tournament - Birmingham, Ala.
- 3 - WNIT

## 2015-16 (17-17, 10-8 C-USA)

Head Coach: Karen Barefoot

N	13	at Richmond	L, 57-62
	15	Wagner	W, 71-57
	17	Miami (FL)	L, 35-61
	23	East Tennessee State	L, 52-56
	26	vs. #6/6 Maryland (1)	L, 49-95
	27	vs. Pittsburgh (1)	L, 58-67
	28	vs. South Dakota State (1)	L, 39-71
D	2	Loyola (MD)	W, 64-41
	15	at Howard	W, 83-64
	19	at VCU	L, 54-74
	22	at UMES	W, 69-52
	29	at William & Mary	L, 64-75
J	3	at Charlotte*	W, 71-59
	7	LA Tech*	L, 51-69
	9	Southern Miss*	W, 53-45
	14	at UAB*	L, 55-58
	16	at Middle Tennessee*	W, 61-58
	21	at WKU*	L, 51-68
	24	at Marshall*	L, 62-80
	28	Florida Atlantic*	W, 85-45
	30	FIU*	W, 84-49
F	6	Charlotte*	W, 94-85
	11	at North Texas*	W, 65-48
	13	at Rice*	L, 46-68
	18	WKU*	L, 74-85(OT)
	20	Marshall*	W, 77-55
	25	at UTEP*	L, 64-70
	27	at UTSA*	L, 67-70
M	3	North Texas*	W, 62-55
	5	Rice*	W, 61-52
	9	vs. North Texas (2)	W, 62-55
	10	vs. Charlotte (2)	W, 57-54
	11	vs. UTEP (2)	W, 66-54
	12	vs. Middle Tennessee (2)	L, 54-70

\* C-USA game

- 1 - Paradise Jam - St. Thomas
- 2 - C-USA Tournament - Birmingham, Ala.

## 2016-17 (17-14, 11-7 C-USA)

Head Coach: Karen Barefoot

N	18	Norfolk State	W, 65-54
	20	William & Mary	L, 58-69
	22	at Duke	L, 64-92
	27	NC Central	W, 83-52
	30	Dartmouth	W, 82-56
D	4	at #16 Miami (FL)	L, 56-66
	9	VCU	W, 70-60
	18	Hampton	W, 61-58
	20	vs. #16 Syracuse (1)	L, 66-92
	21	vs. Dayton (1)	L, 69-77
	28	at East Tennessee State	L, 60-70
	30	at Rice*	W, 59-47
J	1	at North Texas*	L, 55-65
	5	Marshall*	W, 73-69
	7	WKU*	L, 62-67
	12	at Southern Miss*	L, 69-84
	14	at LA Tech*	W, 69-64
	21	Charlotte*	L, 75-86
	26	Rice*	W, 81-86
	28	North Texas*	W, 62-47
F	2	at FIU*	W, 86-64
	4	at Florida Atlantic*	W, 93-73
	9	Middle Tennessee*	L, 63-80
	11	UAB*	W, 73-61
	19	at Charlotte*	W, 72-70
	23	at Marshall*	W, 94-85
	25	at WKU*	L, 73-79
M	2	UTEP*	W, 87-68
	4	UTSA*	L, 68-81
	8	vs. UTEP (2)	W, 80-70
	9	vs. Southern Miss (2)	L, 74-80

\* C-USA game

- 1 - Florida Sunshine Classic - Winter Park, Fla.
- 2 - C-USA Tournament - Birmingham, Ala.



# YEAR-BY-YEAR RESULTS

## 2017-18 (8-23, 6-10 C-USA)

Head Coach: Nikki McCray-Penson

N	10	Liberty (1)	L, 55-63
	17	at George Mason (1)	L, 53-66
	18	vs. St. Francis, PA (1)	L, 68-79
	20	NC State	L, 56-73
	22	#16 Duke	L, 51-84
	26	Richmond	L, 45-54
	30	Coppin State (2)	W, 75-67
D	3	Cincinnati	L, 33-54
	6	at VCU	L, 39-68
	17	at William & Mary	L, 58-75
	21	vs. Oakland (3)	L, 59-80
	22	vs. Abilene Christian (3)	L, 60-74
	30	South Carolina State	W, 52-35
J	4	UAB *	L, 61-74
	6	Charlotte *	L, 60-63
	11	at North Texas *	L, 46-63
	13	at UTSA *	L, 56-64
	15	at Hampton	L, 42-50
	18	Marshall *	W, 69-53
	20	UTSA *	W, 69-63
	26	at LA Tech *	L, 45-59
	28	at Rice *	L, 45-53
F	2	FIU * (4)	W, 68-60
	8	at WKU *	L, 48-62
	10	at Southern Miss *	W, 74-55
	14	Florida Atlantic *	W, 59-54
	17	UTEP * (5)	W, 56-52 (OT)
	22	North Texas	L, 52-55
M	1	at Charlotte *	L, 43-51
	3	at Middle Tennessee *	L, 47-65
	7	vs. Rice (6)	L, 48-70

\* C-USA game

- 1 - Preseason WNIT
- 2 - Education Day #1 (Norfolk Public Schools)
- 3 - Holiday Hoops Classic (Las Vegas, Nev.)
- 4 - Education Day #2 (Other schools)
- 5 - Hoops For The Cure
- 6 - C-USA Tournament First Round (Frisco, Texas)

## 2018-19 (21-11, 10-6 C-USA)

Head Coach: Nikki McCray-Penson

N	6	at Campbell	W, 83-59
	9	Norfolk State	W, 69-53
	12	at Cincinnati	W, 76-72 (OT)
	18	Virginia	L, 67-73
	24	vs. Jacksonville (1)	W, 78-76 (OT)
	25	vs. Tennessee Tech (1)	W, 80-73
D	2	#13 NC State	L, 56-85
	8	William & Mary	W, 83-69
	16	VCU	W, 60-57
	21	at Tulane (2)	W, 56-48
	22	vs. Saint Mary's College (2)	L, 65-83
	29	Coppin State	W, 81-51
J	3	at Marshall *	L, 48-57
	5	WKU *	L, 60-75
	10	Florida Atlantic *	W, 87-53
	12	FIU *	W, 95-68
	17	at LA Tech *	W, 70-59
	19	at Southern Miss *	W, 53-50
	24	UTEP * (3)	W, 78-59
	26	UTSA *	W, 72-47
	31	at North Texas *	W, 72-71
F	2	at Rice *	L, 42-48
	7	UAB *	L, 61-69
	9	Middle Tennessee * (4)	W, 70-65
	16	at Charlotte *	L, 59-69
	23	Charlotte *	L, 53-60
M	2	Marshall *	W, 79-53
	4	Longwood	W, 69-48
	7	at FAU *	W, 68-64
	13	vs. FAU (5)	W, 60-32
	14	vs. WKU (5)	L, 60-74
	22	at Villanova (6)	L, 81-86 (OT)

\* C-USA game

- 1 - Buccaneer Classic (Charleston, S.C.)
- 2 - Tulane Classic (New Orleans, La.)
- 3 - Education Day
- 4 - 17th Annual Hoops For The Cure (Middle)
- 5 - C-USA Tournament First Round (Frisco, Texas)
- 6 - WNIT